



US00D395096S

United States Patent [19]
Keen

[11] **Patent Number:** **Des. 395,096**
[45] **Date of Patent:** ****Jun. 9, 1998**

[54] **LAMP SHADE**

[76] **Inventor:** **Keen, 58, Ma Yuan West St., Taichung, Taiwan**

[**] **Term:** **14 Years**

[21] **Appl. No.:** **74,375**

[22] **Filed:** **Jul. 26, 1997**

[51] **LOC (6) Cl.** **26-05**

[52] **U.S. Cl.** **D26/131; D26/73; D26/127**

[58] **Field of Search** **D26/73, 128-136, D26/127; 362/326, 327, 329, 331, 333, 334, 337, 338, 339, 340, 351, 352, 355, 356; D7/526, 530, 560, 561, 562, 563, 564, 567, 559, 576**

[56] **References Cited**

U.S. PATENT DOCUMENTS

D. 46,575 10/1914 Ott D26/127

D. 60,168 1/1922 Reiser D26/133
D. 69,548 2/1926 Villaret D26/127
D. 377,232 1/1997 Hsu D26/133
D. 377,233 1/1997 Hsu D26/134

Primary Examiner—Susan J. Lucas

[57] **CLAIM**

The ornamental design for a lamp shade, as shown and described.

DESCRIPTION

FIG. 1 is a perspective view of lamp shade showing my new design;

FIG. 2 is a front elevational view thereof;

FIG. 3 is a rear elevational view thereof;

FIG. 4 is a left side elevational view thereof;

FIG. 5 is a right side elevational view thereof;

FIG. 6 is a top plan view thereof; and,

FIG. 7 is a bottom plan view thereof.

1 Claim, 6 Drawing Sheets






FIG. 1




FIG. 2



FIG. 3




FIG. 4




FIG. 5

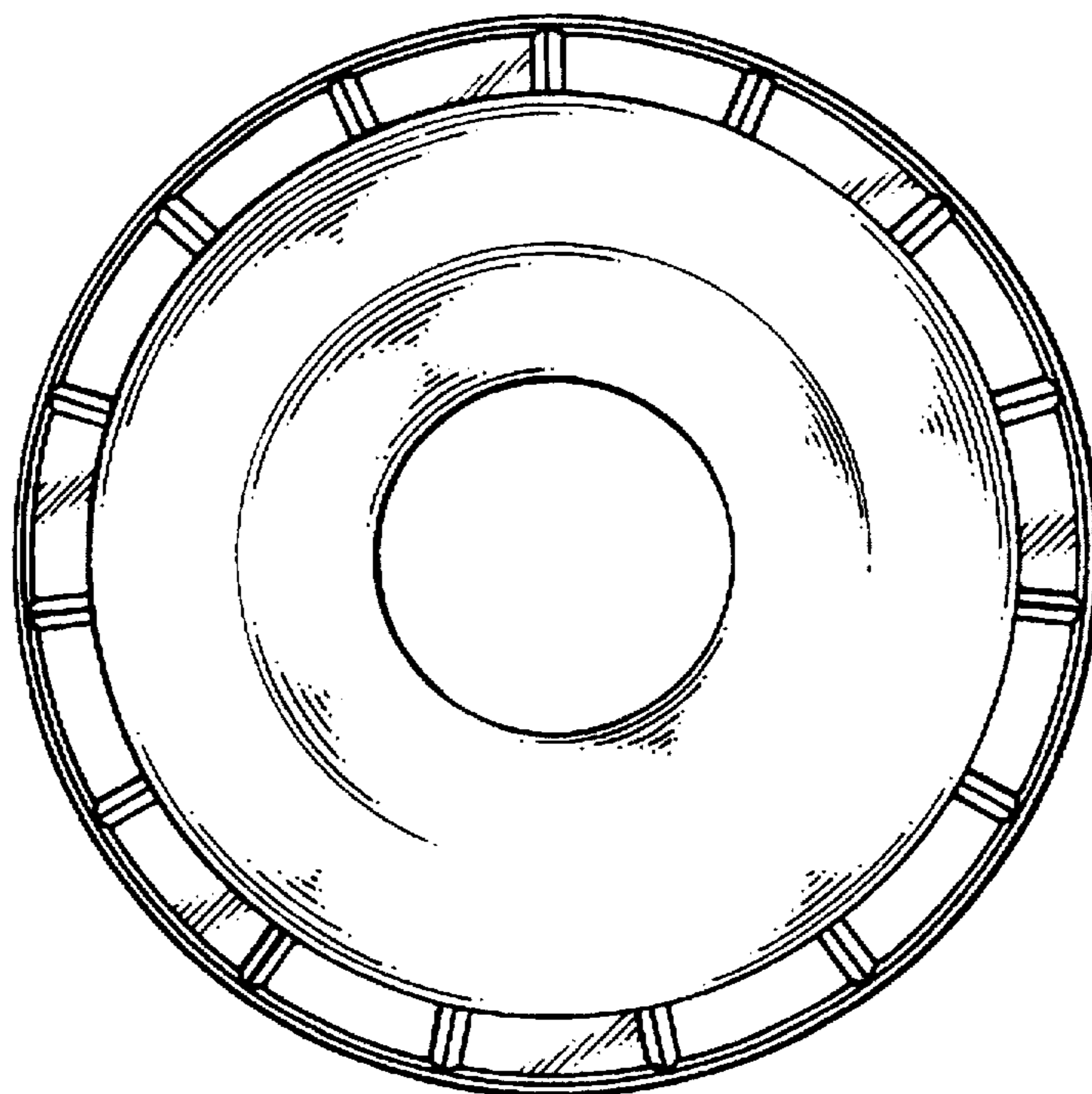


FIG. 6




FIG. 7