



US00D395069S

United States Patent [19]
Starrett

[11] **Patent Number: Des. 395,069**
[45] **Date of Patent: **Jun. 9, 1998**

[54] **EXPANDABLE POLICE BATON**
[76] **Inventor: Paul D. Starrett, 85 Gilson Rd.,
Jaffrey, N.H. 03452**
[**] **Term: 14 Years**

5,041,951 8/1991 Fan 463/47.7
5,085,433 2/1992 Parsons 463/47.6
5,192,075 3/1993 Ashihara 463/47.4
5,320,348 6/1994 Starrett 463/47.6
5,363,285 11/1994 Wideman 463/47.6
5,364,097 11/1994 Lyon 463/47.6

[21] **Appl. No.: 70,890**
[22] **Filed: May 6, 1997**

Primary Examiner—Doris V. Coles
Attorney, Agent, or Firm—Ernest V. Linek

[51] **LOC (6) Cl. 22-02**
[52] **U.S. Cl. D21/117**
[58] **Field of Search D22/117, 118;
463/47.2-47.7**

[57] **CLAIM**
The ornamental design of an expandable police baton, as shown and described.

DESCRIPTION

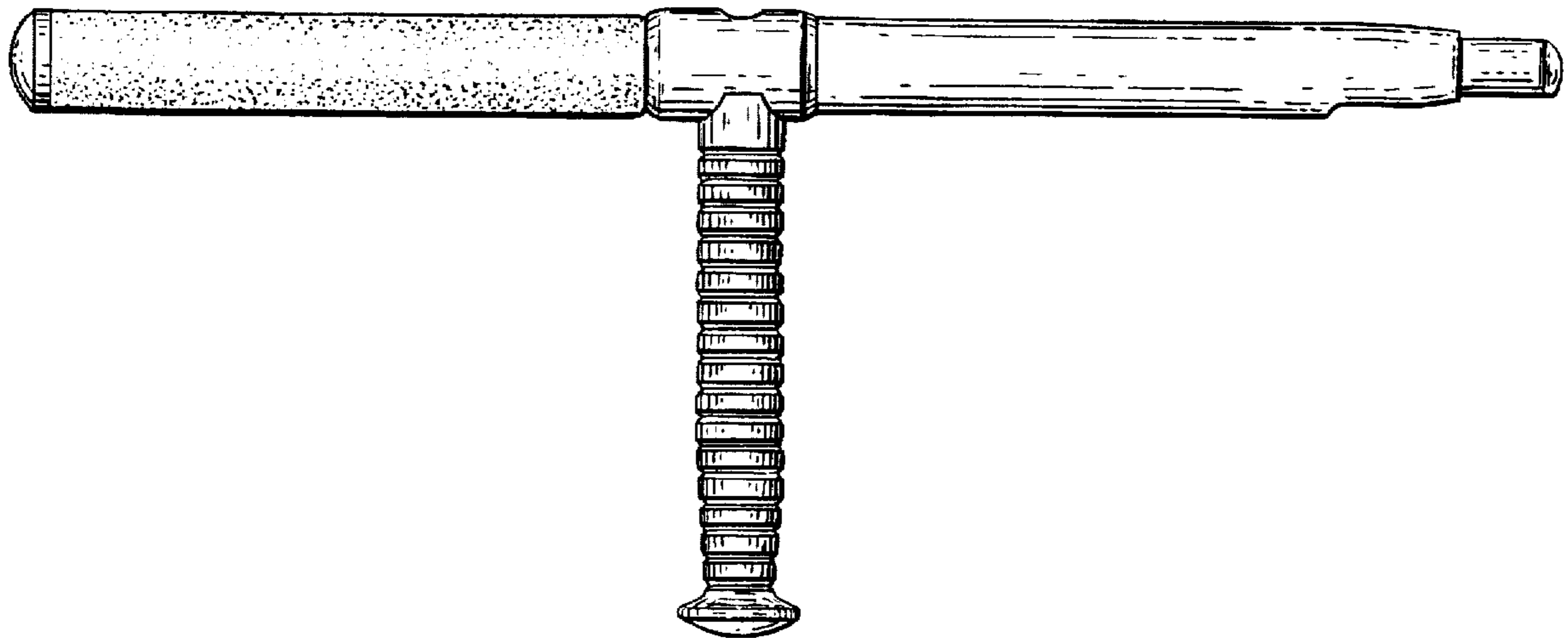
[56] **References Cited**

U.S. PATENT DOCUMENTS

D. 230,150	1/1974	Anderson	D22/117
D. 315,392	3/1991	Lew	D22/117
D. 333,692	3/1993	Parsons	D22/117
D. 359,338	6/1995	Starrett	D22/117
4,479,171	10/1984	Mains	D22/117
4,694,981	9/1987	Miller, Jr.	D22/117
4,949,966	8/1990	Bopp	D22/117

FIG. 1 is a top plan view of an expandable police baton, showing my new design;
FIG. 2 is a right side elevational view thereof;
FIG. 3 is a left side elevational view thereof;
FIG. 4 is a bottom plan view thereof;
FIG. 5 is a tip end view thereof;
FIG. 6 is a handle end view thereof; and,
FIG. 7 is a left side fully expanded view.

1 Claim, 4 Drawing Sheets






FIG. 1

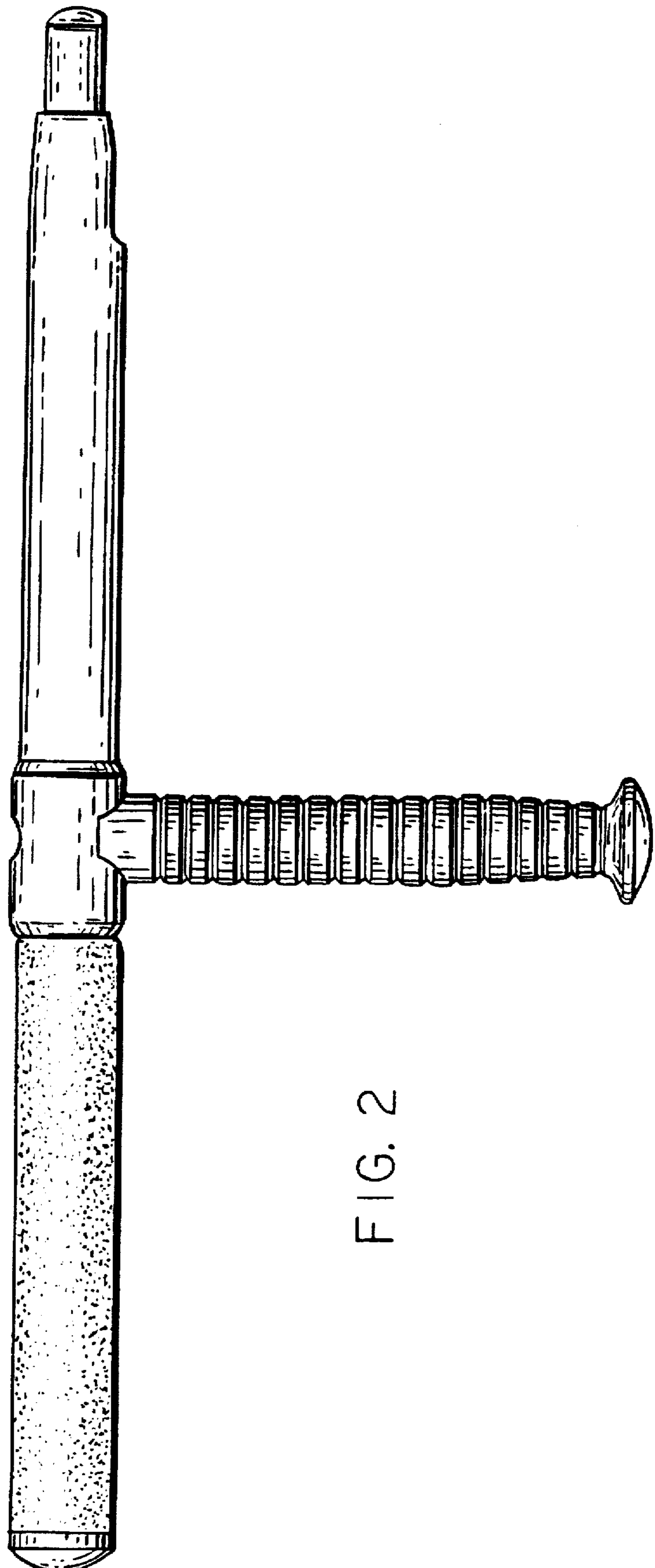


FIG. 2

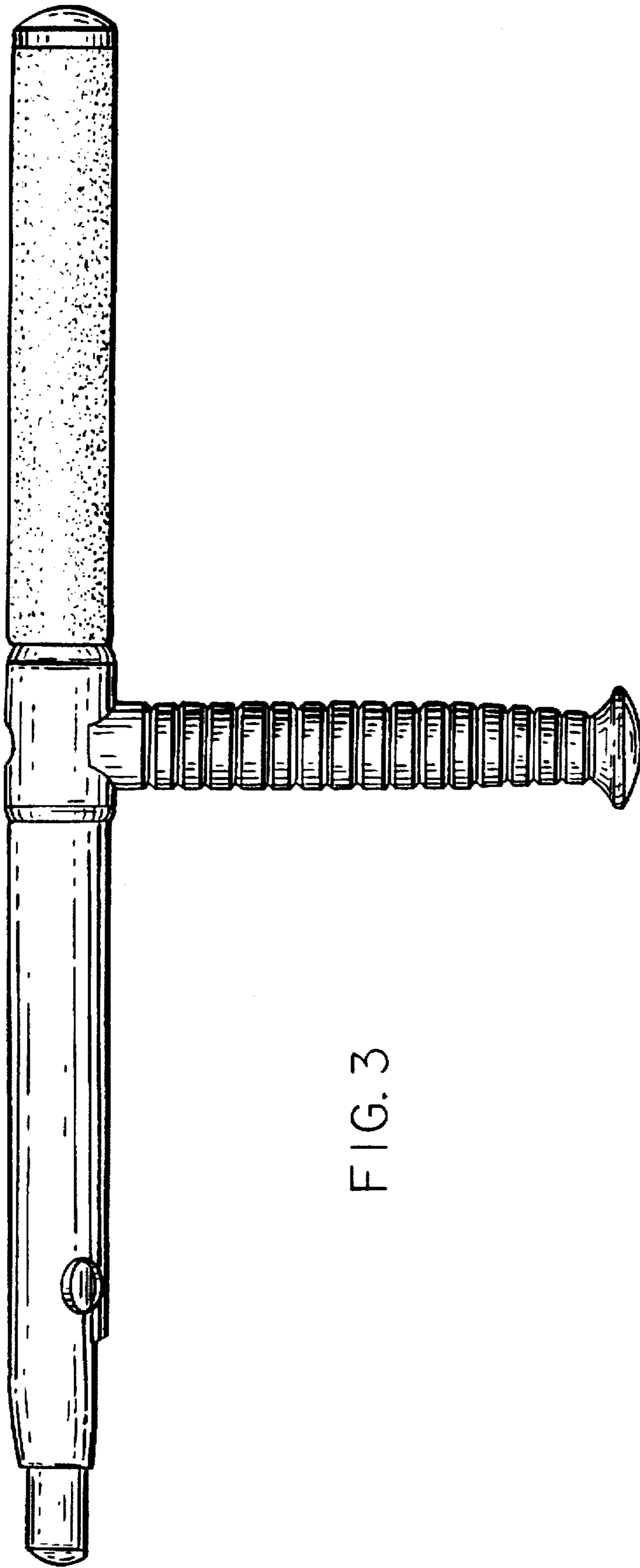


FIG. 3




FIG. 4




FIG. 5




FIG. 6

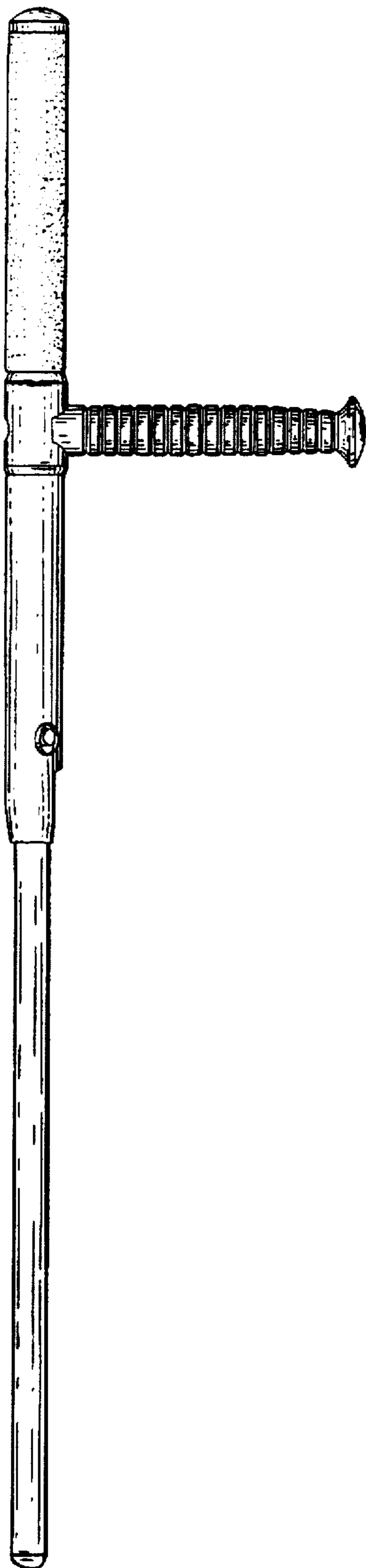


FIG. 7