



US00D395068S

United States Patent [19]
George

[11] **Patent Number: Des. 395,068**
[45] **Date of Patent: **Jun. 9, 1998**

[54] **INTEGRAL BUTT CAP AND FRAGMENTED HANDLE FOR A FLARED GOLF SHAFT**

5,087,044 2/1992 Okushima 473/285

OTHER PUBLICATIONS

[75] **Inventor: Richard Philip Schuyler George, Coppell, Tex.**

Golf Digest; p. 83; "Mark's Markers"; lower left corner of page, Jul. 7, 1972.

[73] **Assignee: United Sports Technologies, Inc., Ft. Worth, Tex.**

Golf Day; p. 28; "Enforcer" power grips; lower left corner of page, Feb. 1993.

[**] **Term: 14 Years**

Primary Examiner—Ted Shooman
Assistant Examiner—Mitchell I. Siegel
Attorney, Agent, or Firm—Gregory M. Howison; Mark W. Handley

[21] **Appl. No.: 59,320**

[22] **Filed: Sep. 6, 1996**

[57] **CLAIM**

[51] **LOC (6) Cl. 21-02**

The ornamental design for integral butt cap and fragmented handle for a flared golf shaft, as shown and described.

[52] **U.S. Cl. D21/221**

[58] **Field of Search D21/221, 222; 473/300-303, 318**

DESCRIPTION

[56] **References Cited**

FIG. 1 is a perspective view of an integral butt cap and fragmented handle for a flared golf shaft showing my design;

U.S. PATENT DOCUMENTS

FIG. 2 is a top plan view thereof;

1,522,635	1/1925	Kraeuter	473/301	X
1,781,290	11/1930	Margrave	473/301	
1,831,255	11/1931	Menzies	473/318	X
2,671,660	3/1954	Goodwin	473/302	
3,791,652	2/1974	Schuler	473/286	

FIG. 3 is a front elevation view thereof;

FIG. 4 is a right side elevational view thereof; and,

FIG. 5 is a rear elevation view thereof.

1 Claim, 2 Drawing Sheets

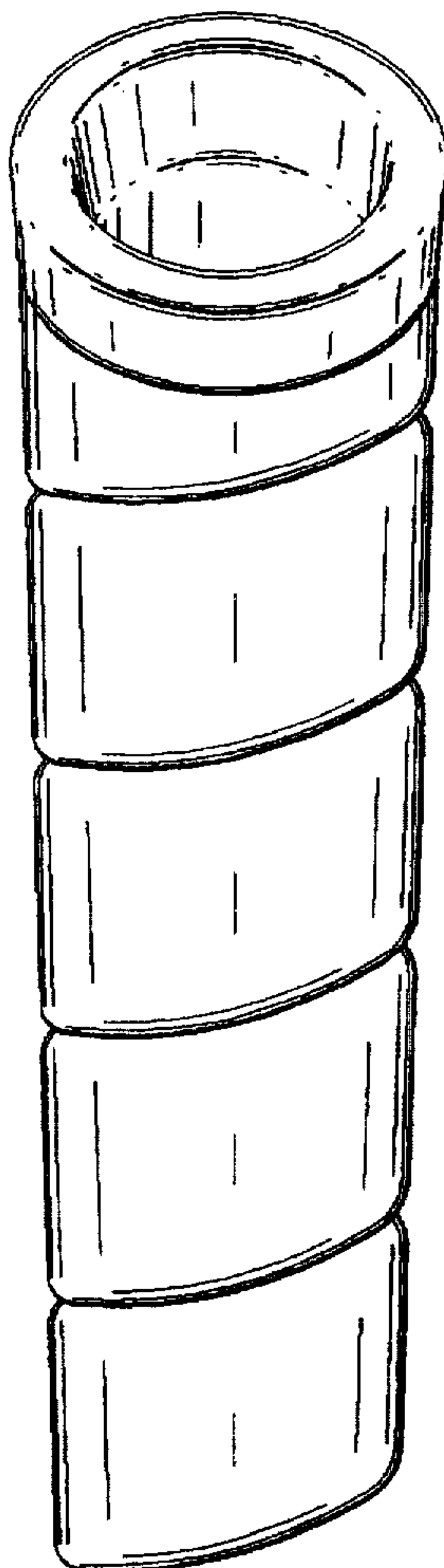


FIG. 1

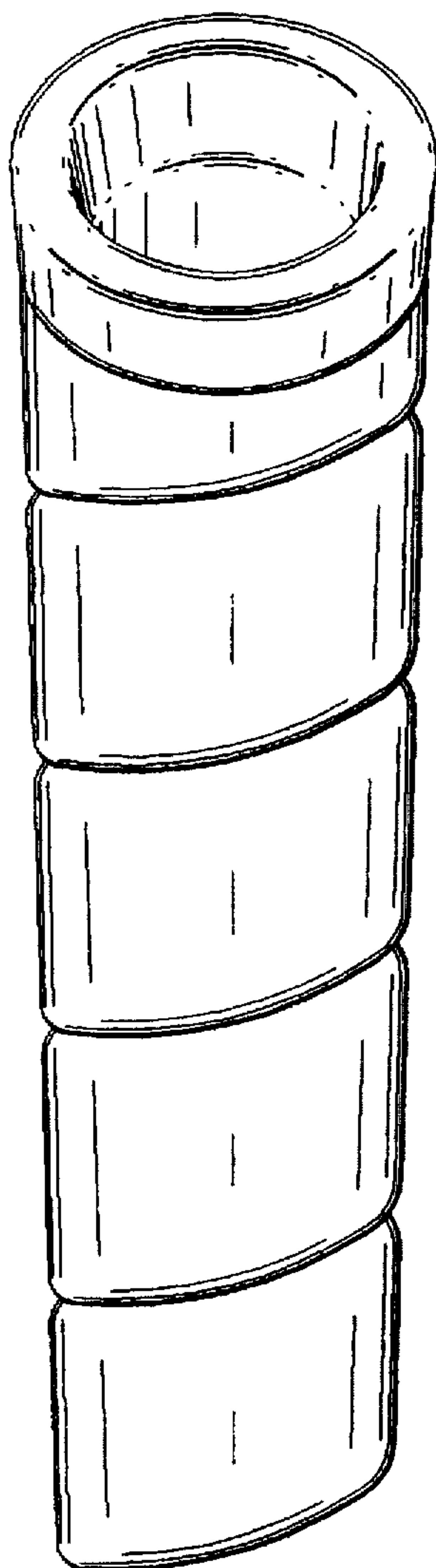


FIG. 2

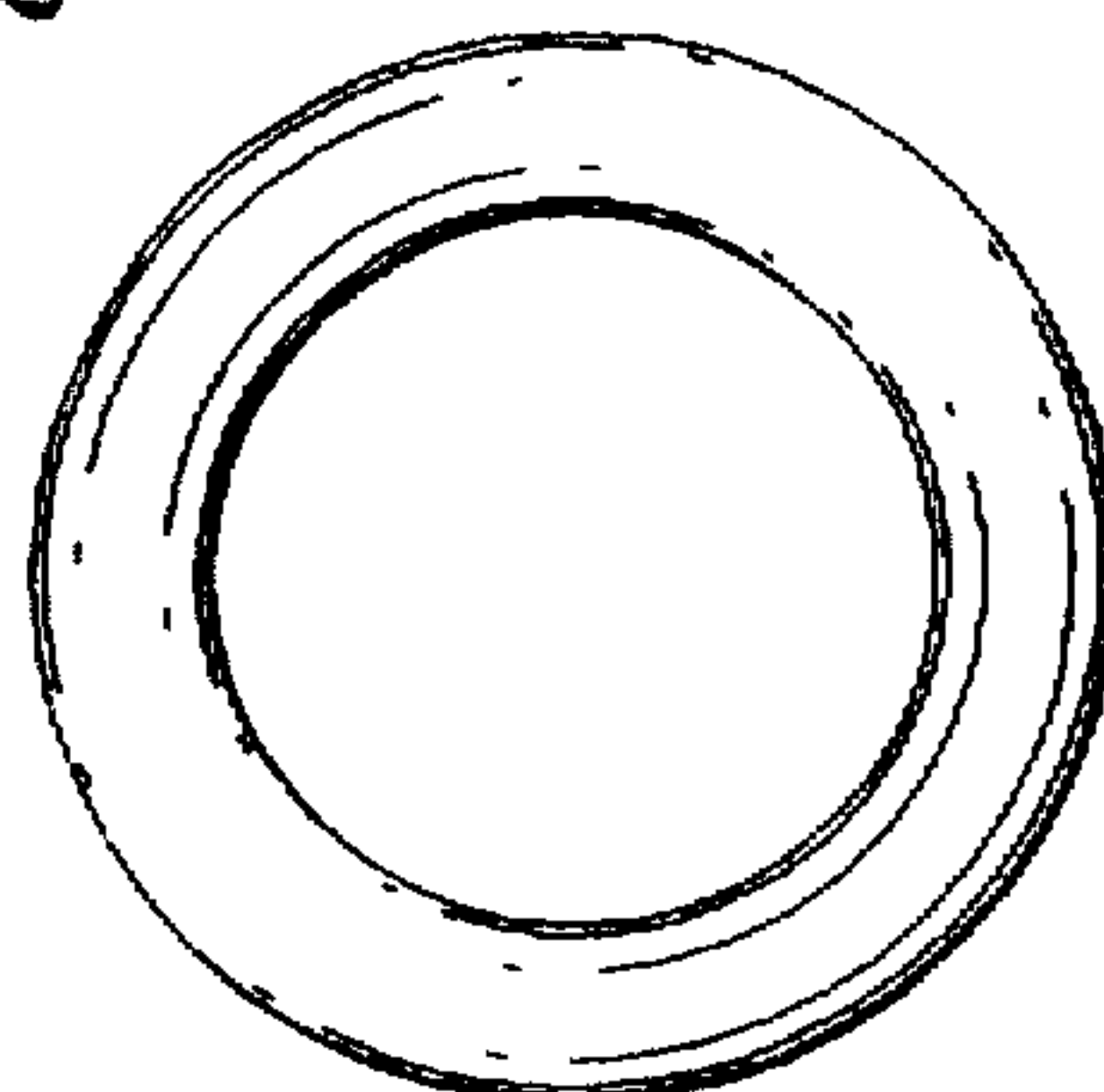


FIG. 3

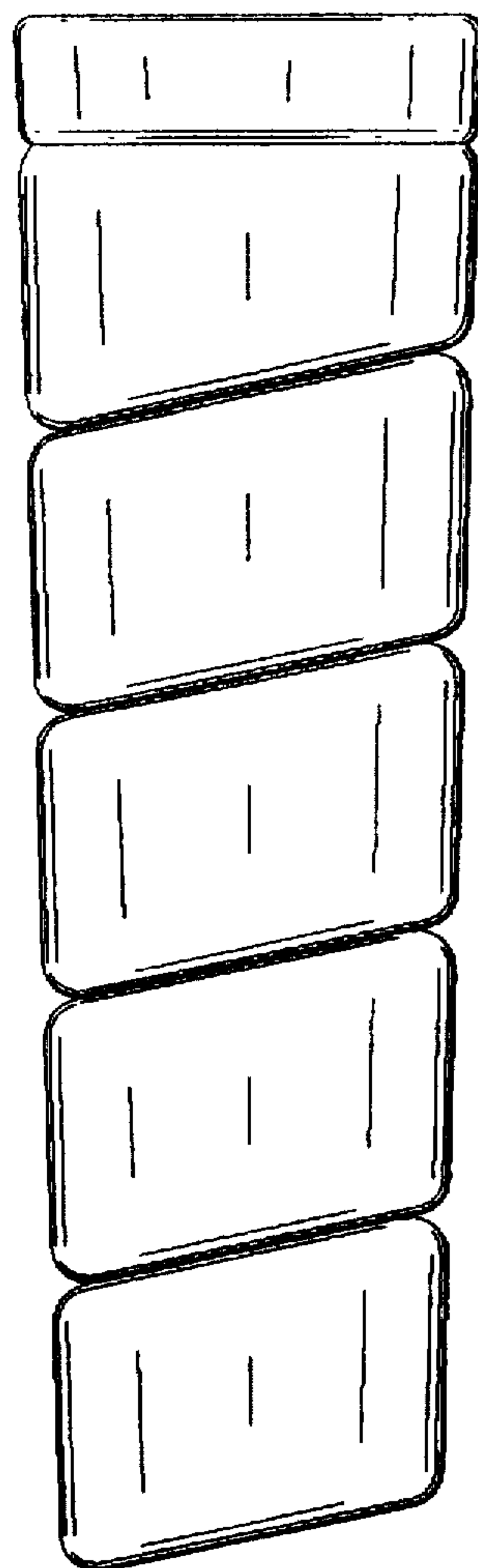


FIG. 4

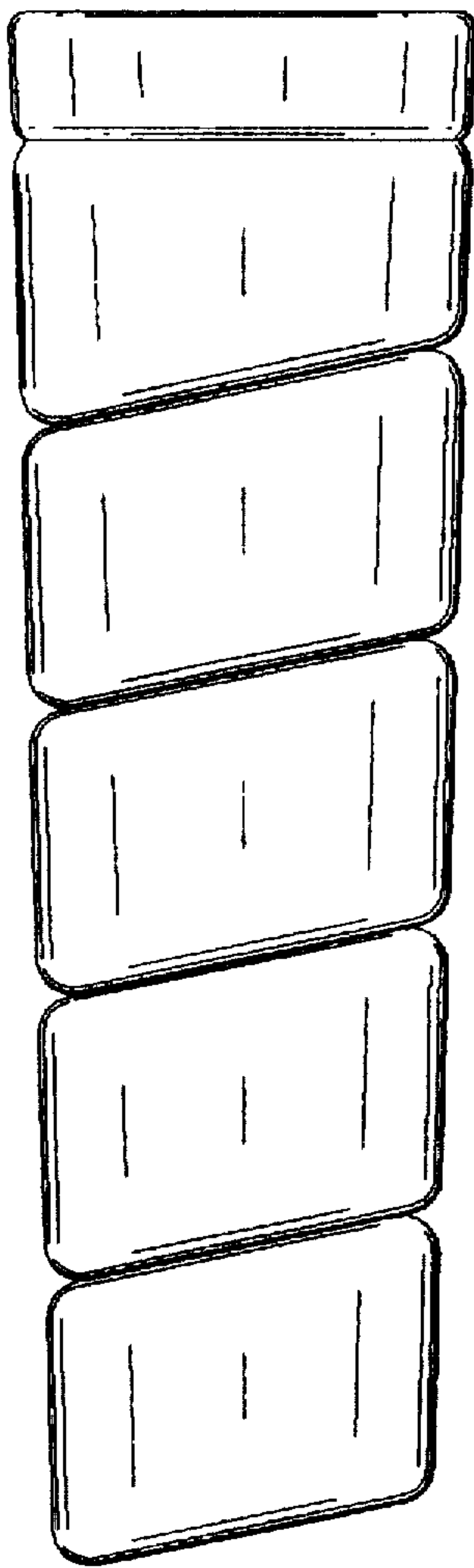


FIG. 5

