



US00D395052S

# United States Patent [19]

Krone et al.

[11] Patent Number: **Des. 395,052**

[45] Date of Patent: **\*\*Jun. 9, 1998**

[54] **INTERACTIVE VIDEO DISPLAY AND SELECT CONSOLE FOR VEHICLE FUELING POSITIONS**

[76] Inventors: **Donald R. Krone; Robert R. Lake**, both of P.O. Box 14129, Oklahoma City, Okla. 73113

[\*\*] Term: **14 Years**

[21] Appl. No.: **68,843**

[22] Filed: **Mar. 14, 1997**

[51] **LOC (6) Cl.** ..... **15-02**

[52] **U.S. Cl.** ..... **D15/9.1**

[58] **Field of Search** ..... **D15/9.1-9.2; 222/24-28, 222/30, 37, 129; D20/1; 137/234.6; D10/96, 102**

[56] **References Cited**

**U.S. PATENT DOCUMENTS**

D. 262,971	2/1982	Robinson, Jr. et al.	.....	D15/9.2
D. 272,629	2/1984	Monigle et al.	.....	D15/9.1
D. 273,791	5/1984	Monigle et al.	.....	D15/9.1
D. 276,726	12/1984	Todd et al.	.....	D15/9.2
D. 281,427	11/1985	Baffo et al.	.....	D15/9.2
D. 287,498	12/1986	Monigle et al.	.....	D15/9.1
D. 301,147	5/1989	Bass	.....	D156/9.1
4,576,312	3/1986	Swick, Jr.	.....	D15/9.2
4,930,665	6/1990	Devine	.....	228/28
5,018,645	5/1991	Zinsmeyer	.....	222/14
5,163,586	11/1992	Zinsmeyer	.....	222/14
5,493,315	2/1996	Atchley	.....	345/200

**FOREIGN PATENT DOCUMENTS**

0 370 055 B1 5/1995 European Pat. Off. .... G06F 17/60  
0 546 782 B1 10/1996 European Pat. Off. .... B67D 5/08

*Primary Examiner*—Ralf Seifert  
*Attorney, Agent, or Firm*—Arnold, White & Durkee

[57] **CLAIM**

The ornamental design for an interactive video display and select console for vehicle fueling positions, as shown and described.

**DESCRIPTION**

FIG. 1 is a perspective side view of an interactive video display and select console for vehicle fueling positions embodying our new design;

FIG. 2 is a front side view of the vehicle fueling positions of FIG. 1;

FIG. 3 is a side view of the vehicle fueling positions of FIG. 1;

FIG. 4 is another side view of the vehicle fueling positions of FIG. 1;

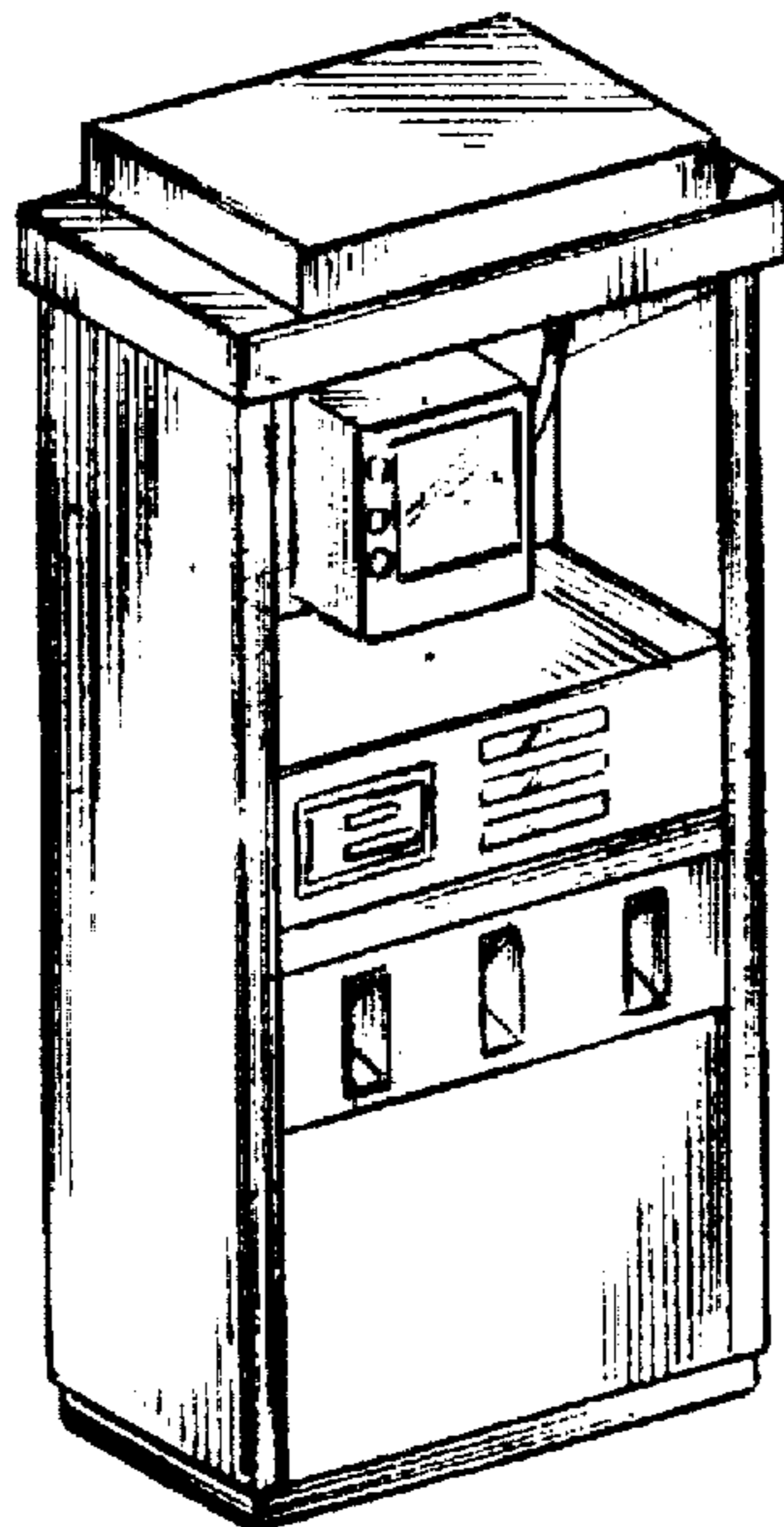
FIG. 5 is a rear side view of the vehicle fueling positions of FIG. 1;

FIG. 6 is a top side view of the vehicle fueling positions of FIG. 1; and,

FIG. 7 is a bottom side view of the vehicle fueling positions of FIG. 1.

The broken line showing of a hose, in FIG. 2 and FIG. 5, is for illustrative purposes only and forms no part of the claimed design.

**1 Claim, 2 Drawing Sheets**






FIG. 3

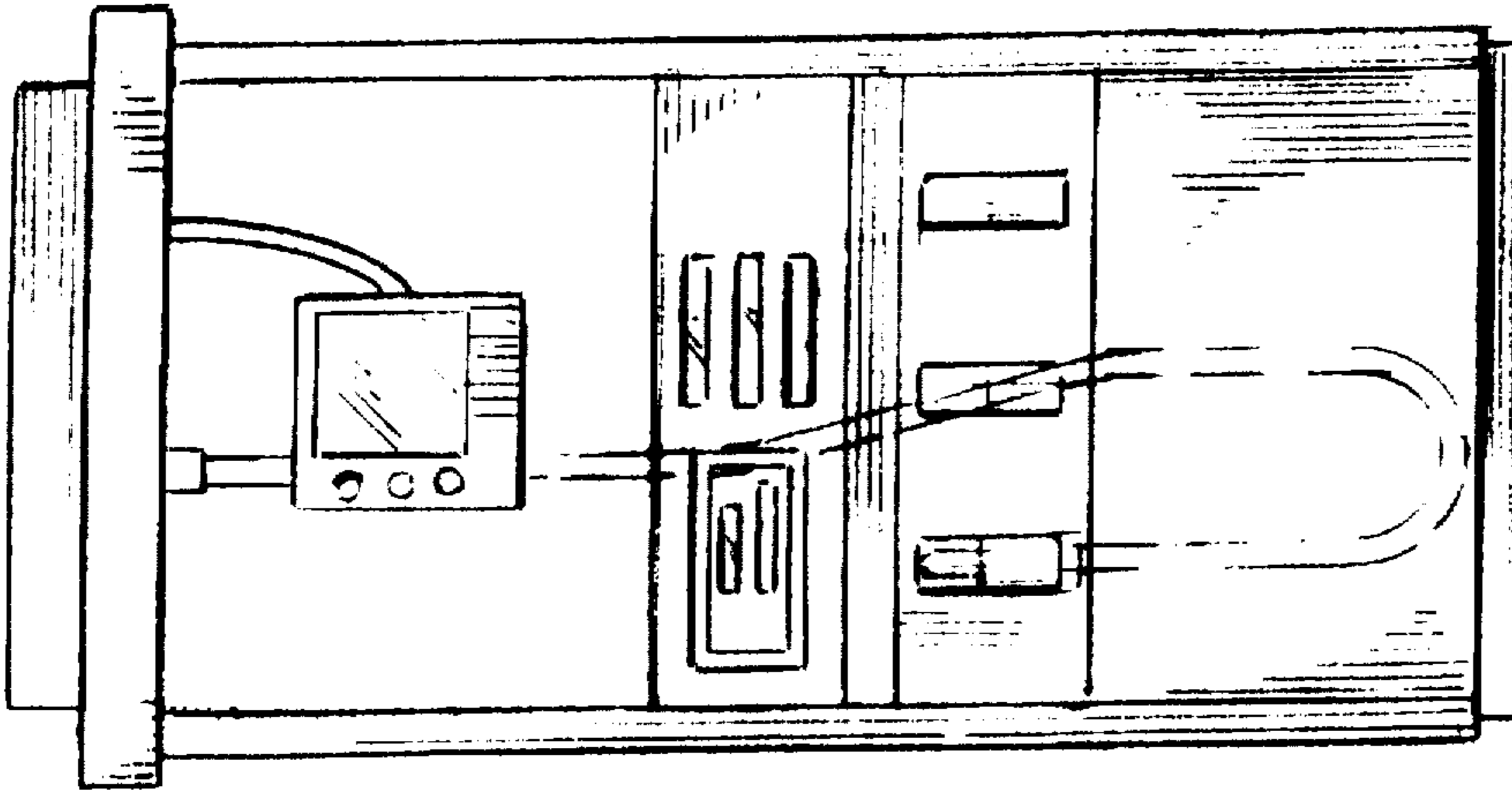


FIG. 2




FIG. 1

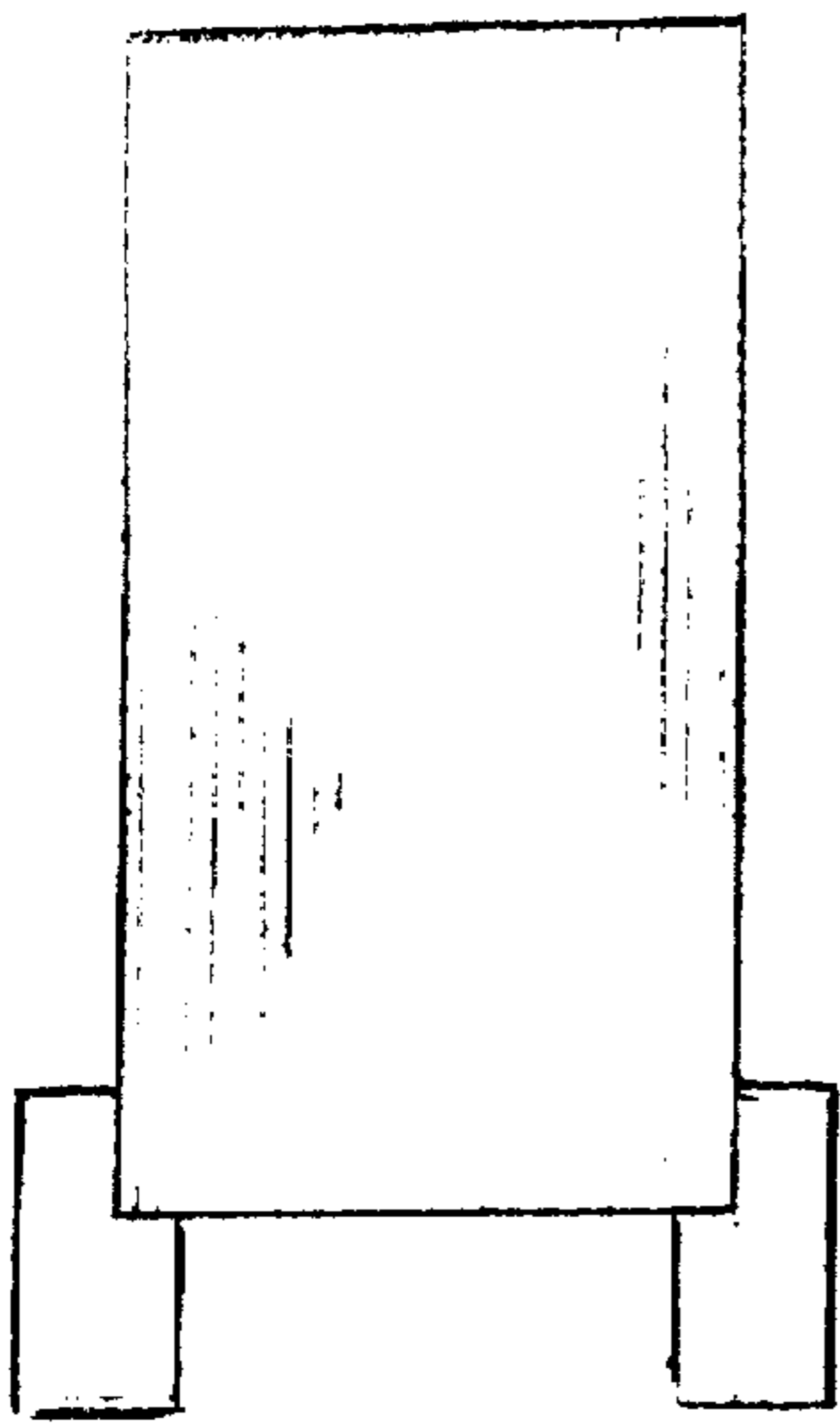


FIG. 6

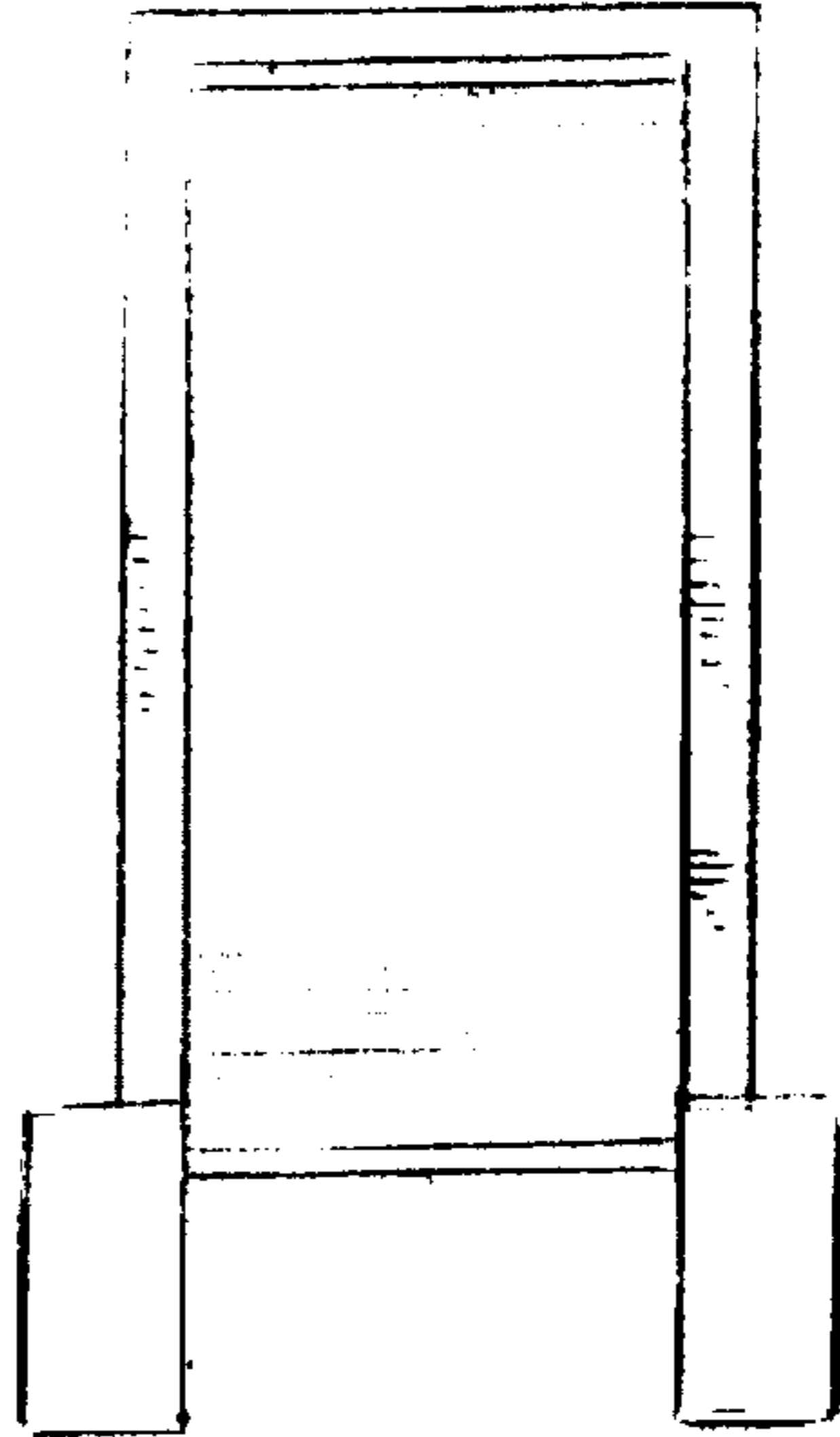


FIG. 7

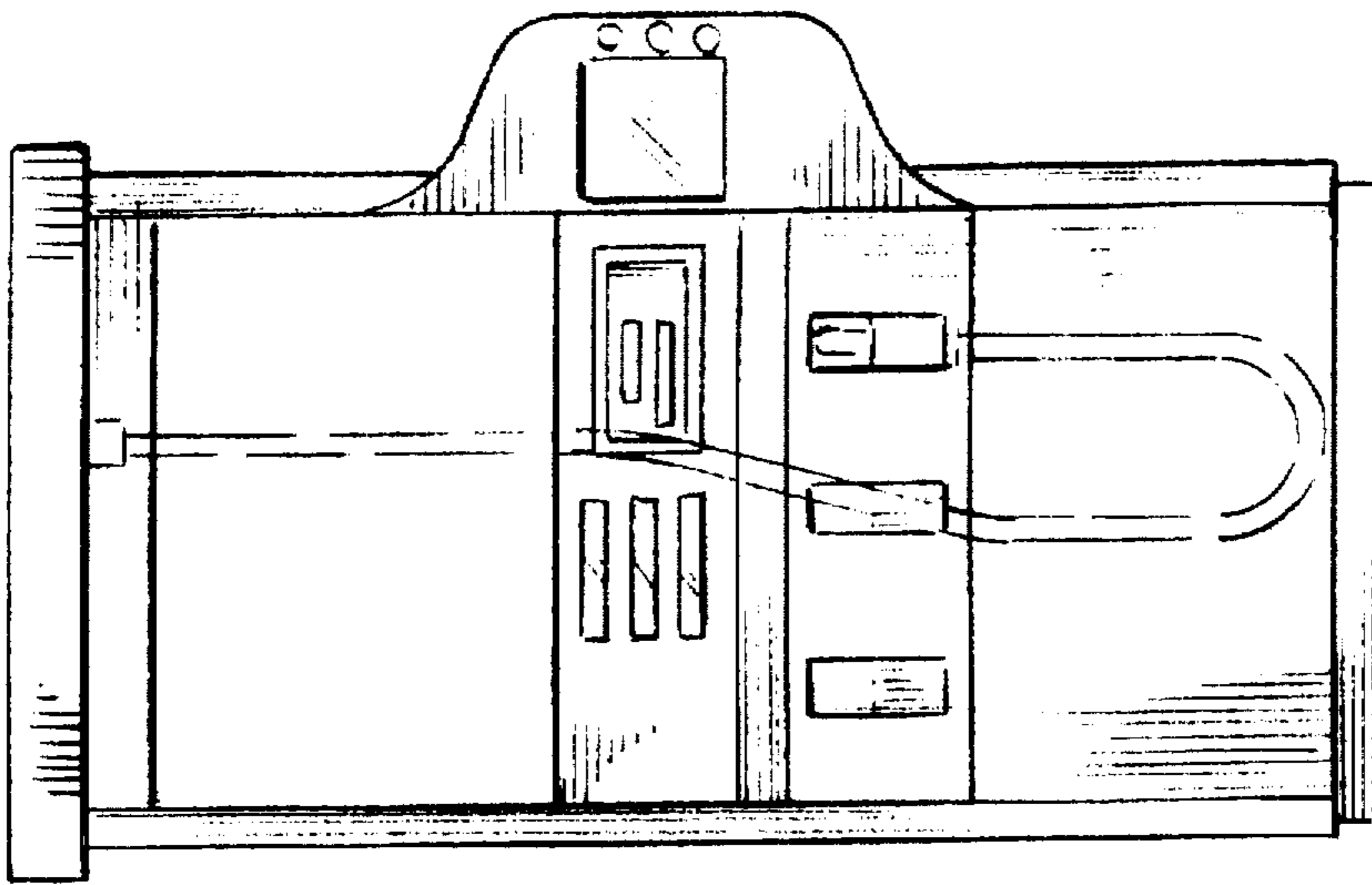


FIG. 5




FIG. 4