



US00D395031S

United States Patent [19]
Timm

[11] **Patent Number:** **Des. 395,031**
[45] **Date of Patent:** ****Jun. 9, 1998**

[54] **WHEEL**
[75] **Inventor:** **Michael Timm, Plettenberg, Germany**
[73] **Assignee:** **ATS Leichtmetallrader GmbH, Germany**
[**] **Term:** **14 Years**
[21] **Appl. No.:** **74,222**
[22] **Filed:** **Jul. 30, 1997**

D. 232,431 8/1974 Kimball D12/205
D. 268,260 3/1983 Kerschbaum et al. D12/209
D. 284,073 6/1986 Flodman D12/211
D. 285,916 9/1986 Walter D12/211
D. 291,298 8/1987 Reid D12/211
D. 347,203 5/1994 Buyze et al. D12/211

Primary Examiner—James Gandy
Assistant Examiner—Stacia Sinuik
Attorney, Agent, or Firm—Bradford E. Kile; Karan Singh

[30] **Foreign Application Priority Data**

[57] **CLAIM**

The ornamental design for a wheel, as shown and described.

Jan. 31, 1997 [DE] Germany 97 01 269.6

DESCRIPTION

[51] **LOC (6) Cl.** **12-16**
[52] **U.S. Cl.** **D12/209**
[58] **Field of Search** **D12/204-213;**
301/64.1, 65, 37.1

FIG. 1 is a front perspective view of a wheel according to a preferred embodiment of the subject invention;

FIG. 2 is a front elevational view of the wheel depicted in FIG. 1; and,

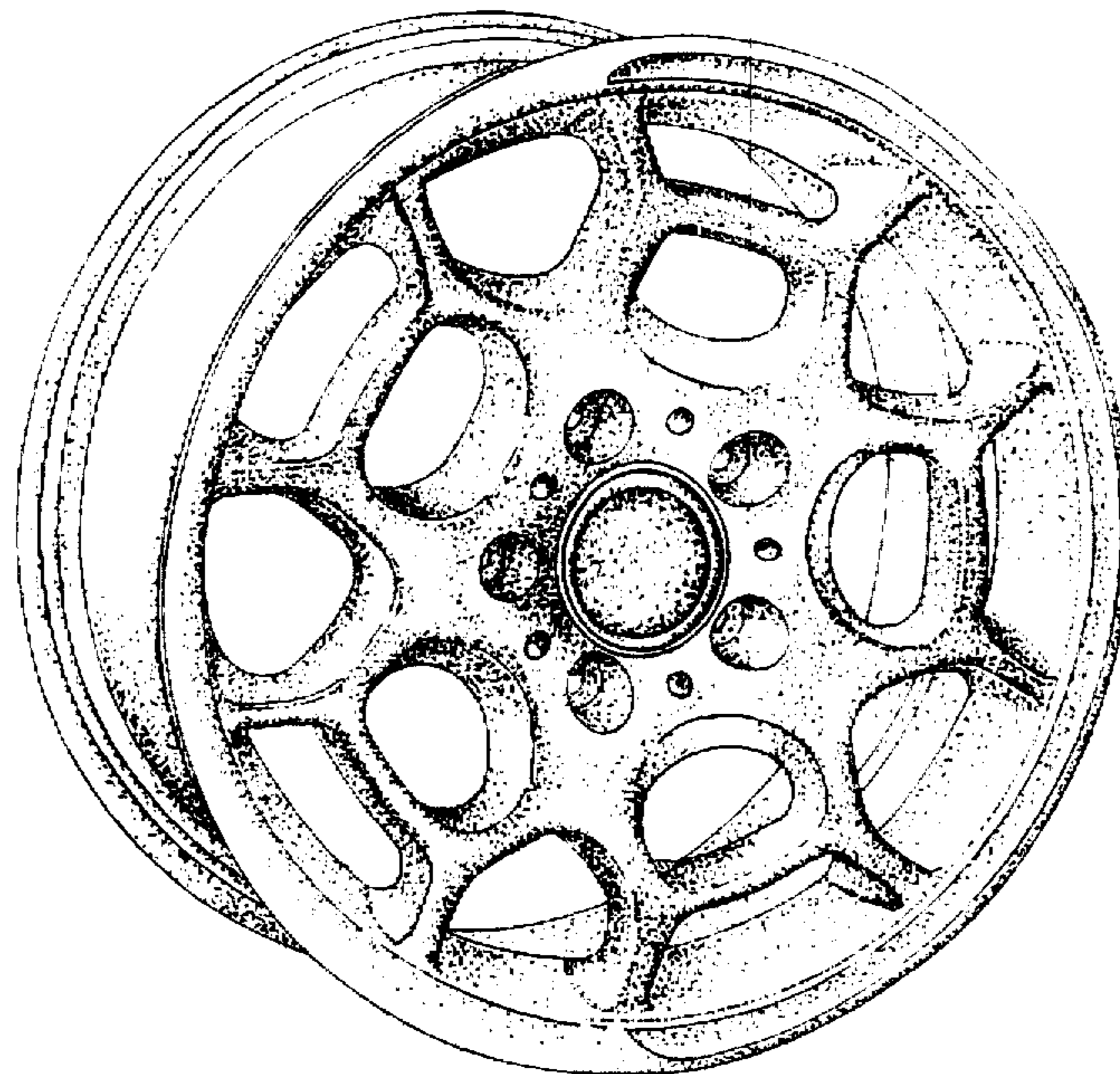
FIG. 3 is a side view of the wheel depicted in FIG. 1.

[56] **References Cited**

U.S. PATENT DOCUMENTS

D. 216,190 12/1969 Parker D12/211

1 Claim, 3 Drawing Sheets



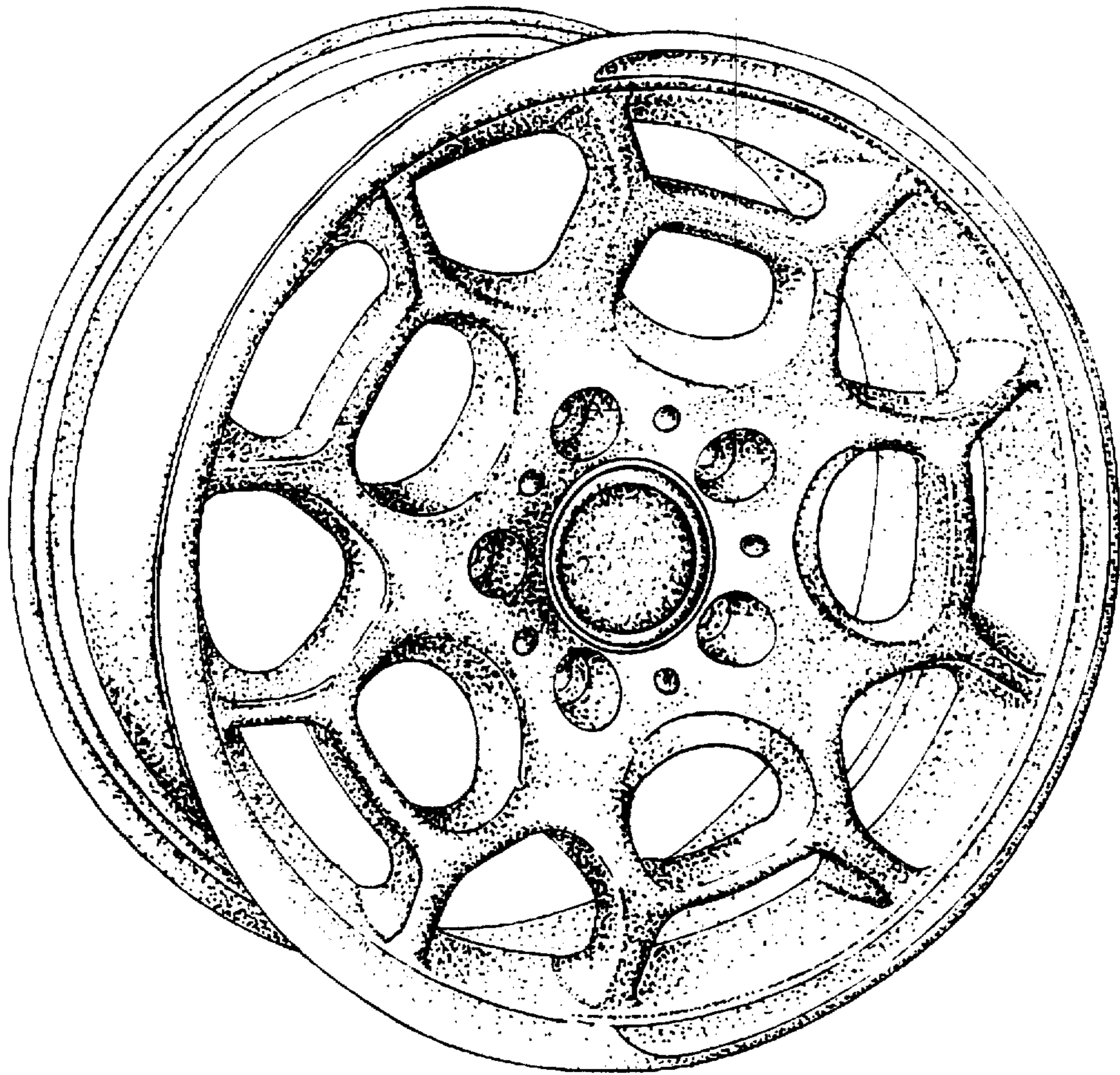


FIG. 1

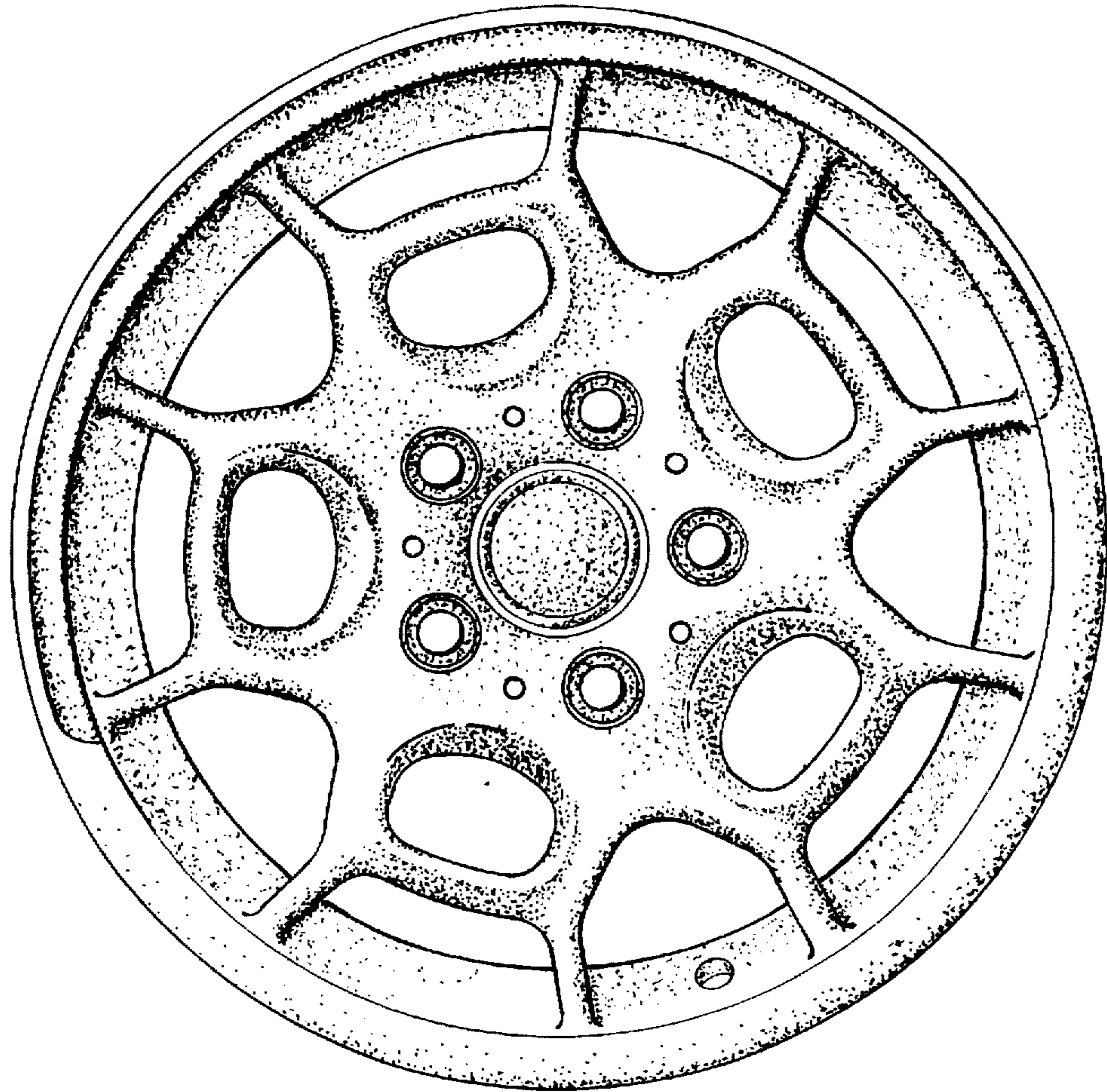


FIG. 2

FIG. 3

