



US00D395013S

**United States Patent** [19]  
**Webb**

[11] **Patent Number:** **Des. 395,013**

[45] **Date of Patent:** **\*\*Jun. 9, 1998**

[54] **LEVEL**  
[76] **Inventor:** **James Webb**, 4025 Spencer St., #304,  
Torrance, Calif. 90503  
[\*\*] **Term:** **14 Years**  
[21] **Appl. No.:** **69,107**  
[22] **Filed:** **Apr. 14, 1997**  
[51] **LOC (6) Cl.** ..... **10-04**  
[52] **U.S. Cl.** ..... **D10/69**  
[58] **Field of Search** ..... **D10/69; 33/365-390**

5,199,177 4/1993 Hutchins et al. .... 33/379 X

*Primary Examiner*—Antoine Duval Davis  
*Attorney, Agent, or Firm*—Roger A. Marrs

[57] **CLAIM**

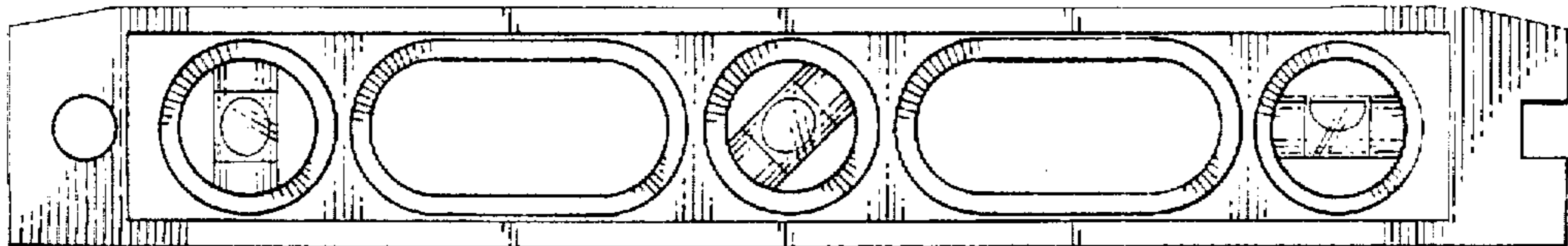
The ornamental design for level, as shown and described.

**DESCRIPTION**

FIG. 1 is a side elevational view of my new design for a level with the opposite side being a mirror image thereof; FIG. 2 is a top plan view thereof; FIG. 3 is a bottom view thereof; FIG. 4 is an end elevational view thereof; and, FIG. 5 is an end elevational view taken from the opposite end as shown in FIG. 4.

[56] **References Cited**  
**U.S. PATENT DOCUMENTS**  
D. 371,309 7/1996 Webb ..... D10/69

**1 Claim, 1 Drawing Sheet**



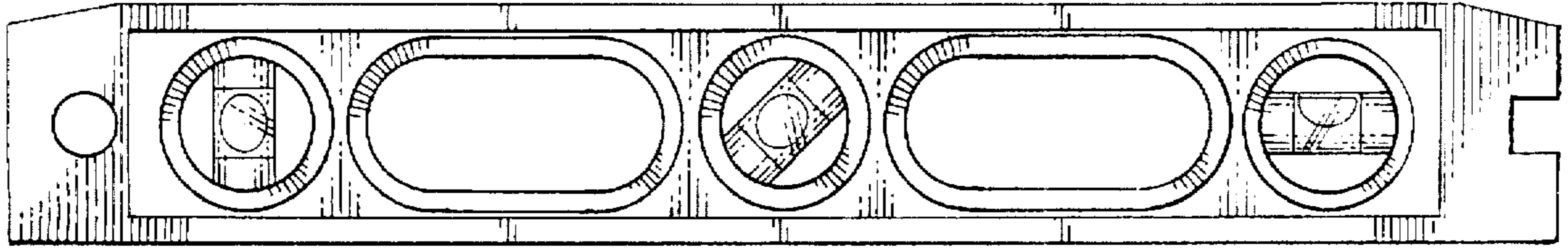


FIG. 1.

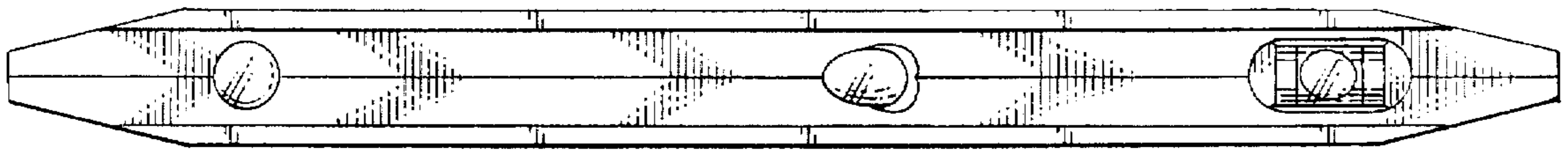


FIG. 2.

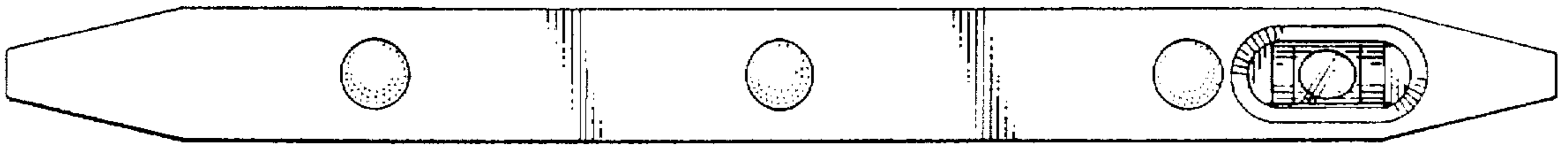


FIG. 3.

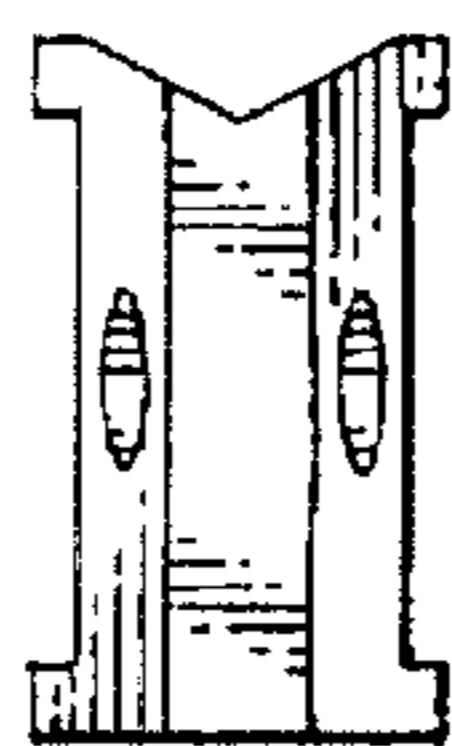


FIG. 4.

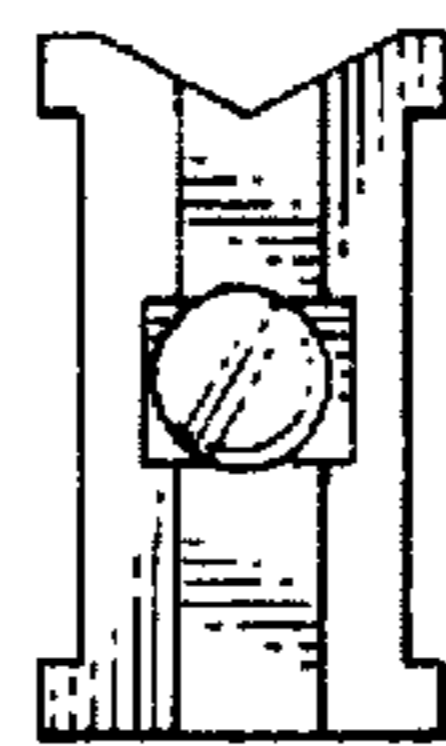


FIG. 5.