



US00D394990S

United States Patent [19]
Mock

[11] **Patent Number:** **Des. 394,990**

[45] **Date of Patent:** ****Jun. 9, 1998**

[54] **COMPOUND ACTION SNIPS**

[75] **Inventor:** **Mel Corrie Mock, Rocky Ford, Ga.**

[73] **Assignee:** **Cooper Industries, Inc., Houston, Tex.**

[**] **Term:** **14 Years**

[21] **Appl. No.:** **69,568**

[22] **Filed:** **Apr. 29, 1997**

[51] **LOC (6) Cl.** **08-01**

[52] **U.S. Cl.** **D8/5**

[58] **Field of Search** **D8/4, 5, 52, 58;**
7/132, 133; 30/131, 135, 173, 175, 176,
181, 194, 237-239, 244, 245, 249-252,
254, 259

[56] **References Cited**

U.S. PATENT DOCUMENTS

D. 250,166	11/1978	Davies	D8/5
D. 275,364	9/1984	Ishida et al.	D8/5
514,082	2/1894	Kamphaus	30/239
2,248,796	7/1941	Vosbikian et al.	30/252
2,803,058	8/1957	Mead	30/252
4,079,513	3/1978	Harrison	30/193

4,463,497	8/1984	O'Keeffe	30/252
4,502,222	3/1985	Sargent	30/251
5,003,695	4/1991	Lipscomb et al.	30/259 X

Primary Examiner—Alan P. Douglas
Assistant Examiner—Lavone D. Tabor
Attorney, Agent, or Firm—Burns, Doane, Swecker & Mathis LLP

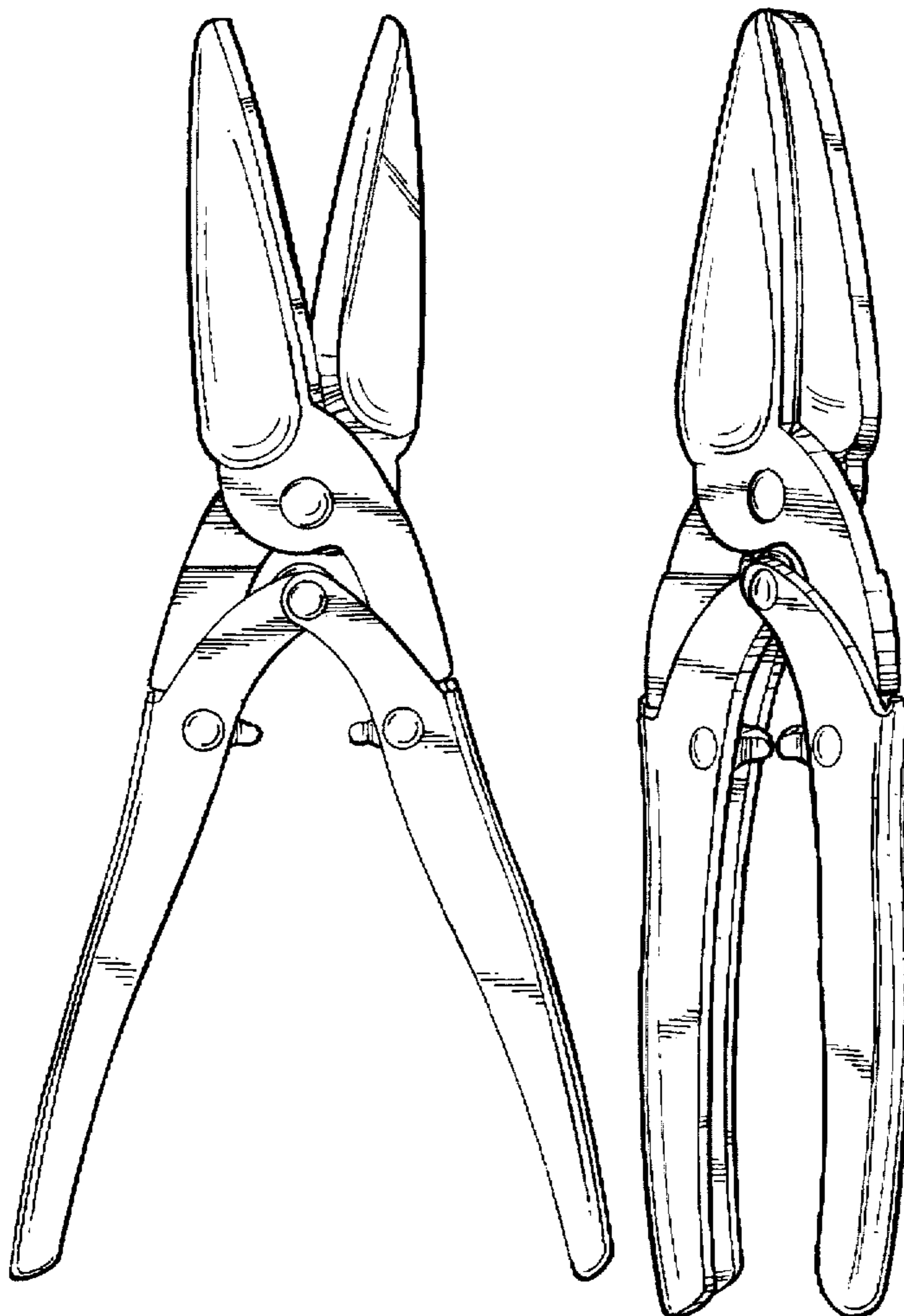
[57] **CLAIM**

The ornamental design for a compound action snips, as shown and described.

DESCRIPTION

FIG. 1 is a perspective view of a compound action snips in an open position showing my new design;
FIG. 2 is a front view thereof;
FIG. 3 is a right side view thereof;
FIG. 4 is a top view thereof;
FIG. 5 is a left side view thereof;
FIG. 6 is a bottom view thereof; and,
FIG. 7 is a rear perspective view showing the snips in a closed position.
The broken lines are for illustrative purposes only and form no part of the claimed design.

1 Claim, 3 Drawing Sheets



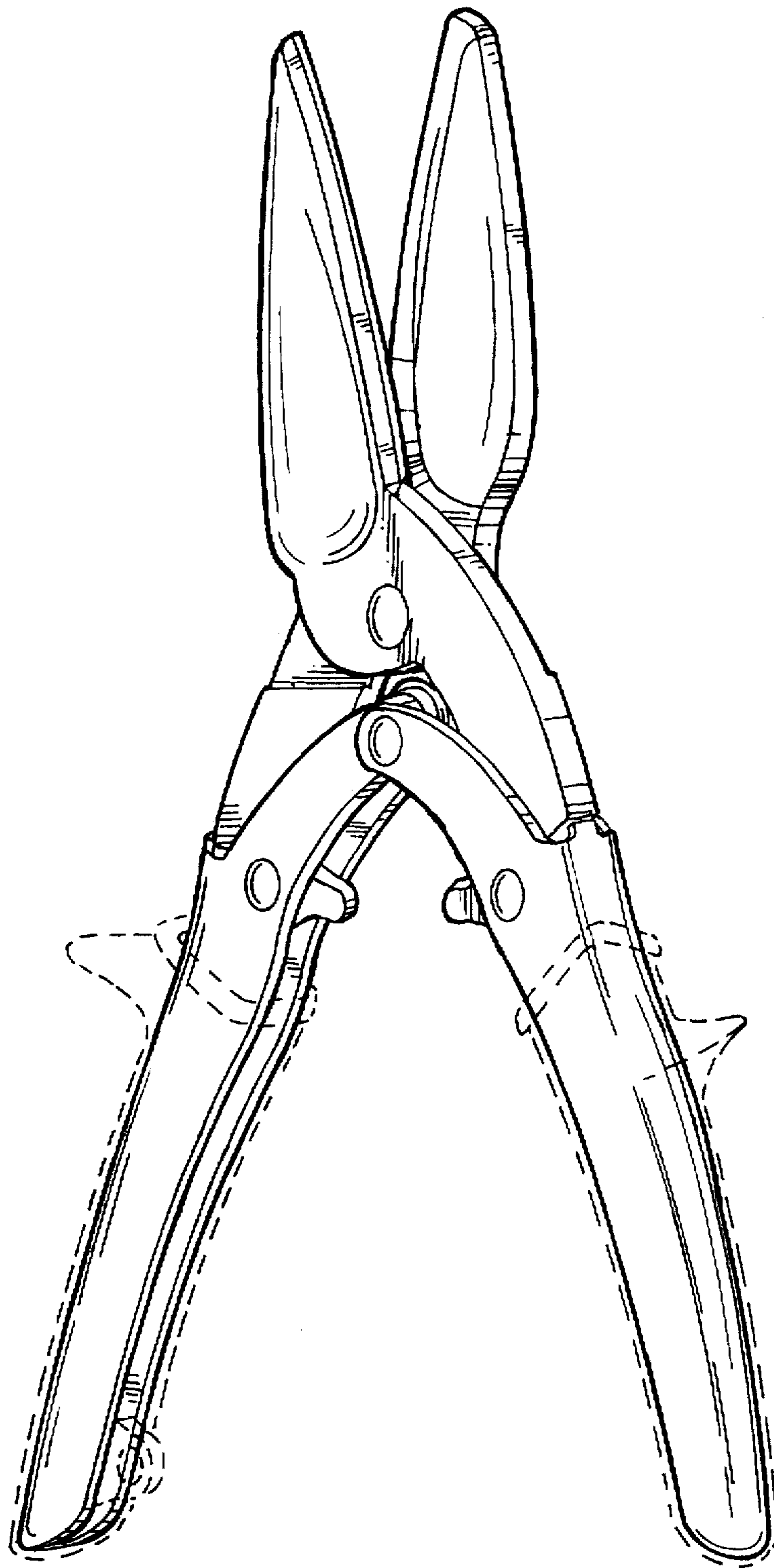


FIG. 1

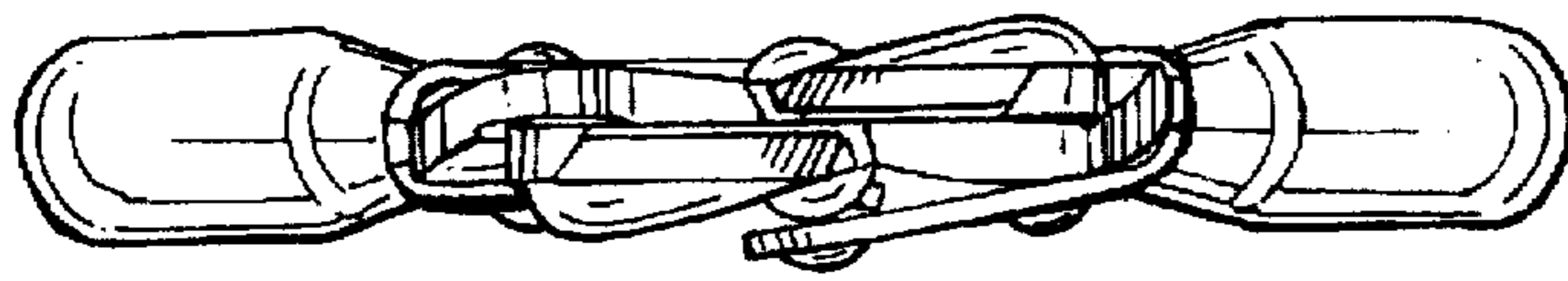


FIG. 4

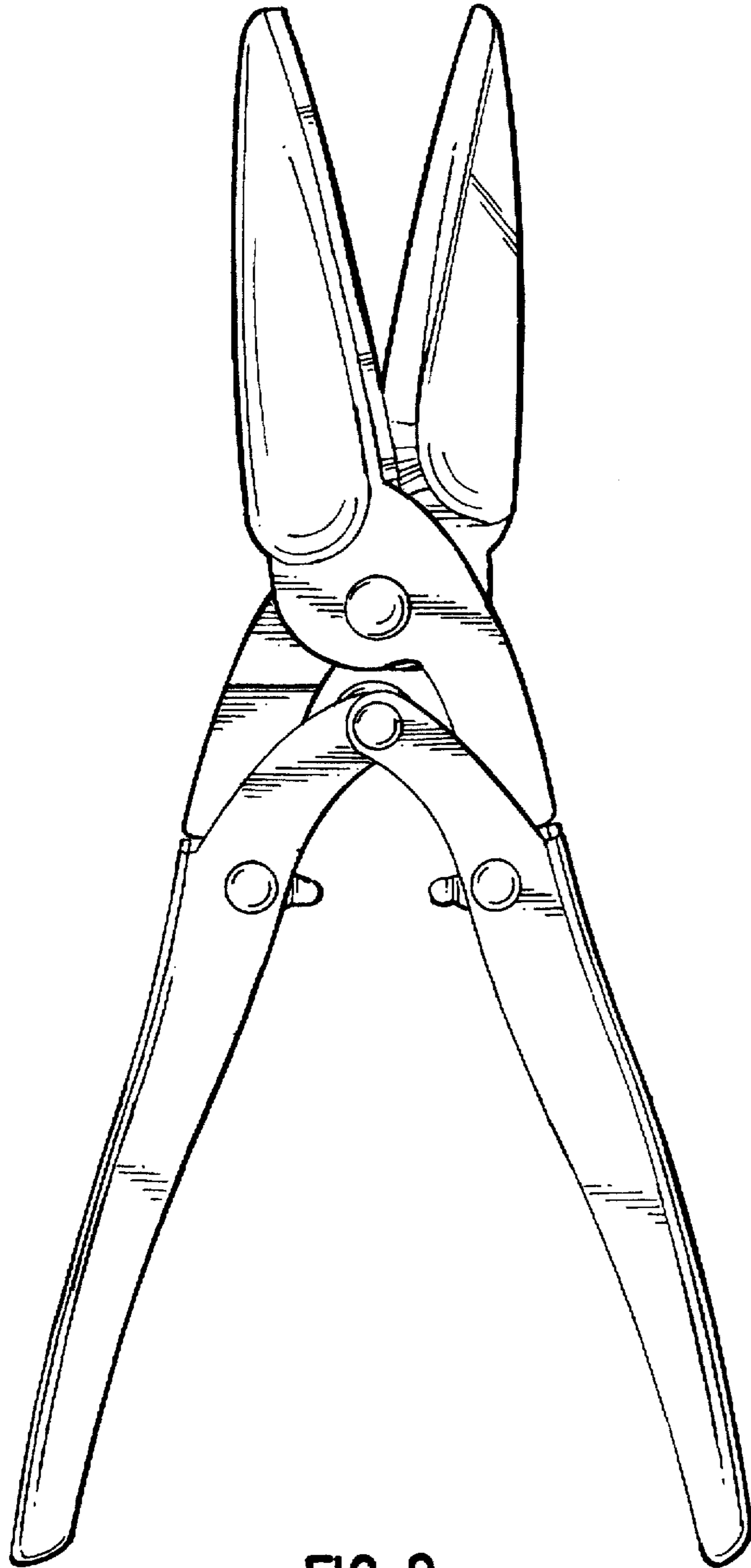


FIG. 2




FIG. 3

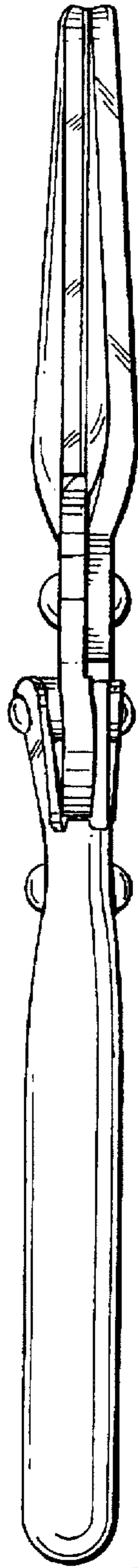


FIG. 5

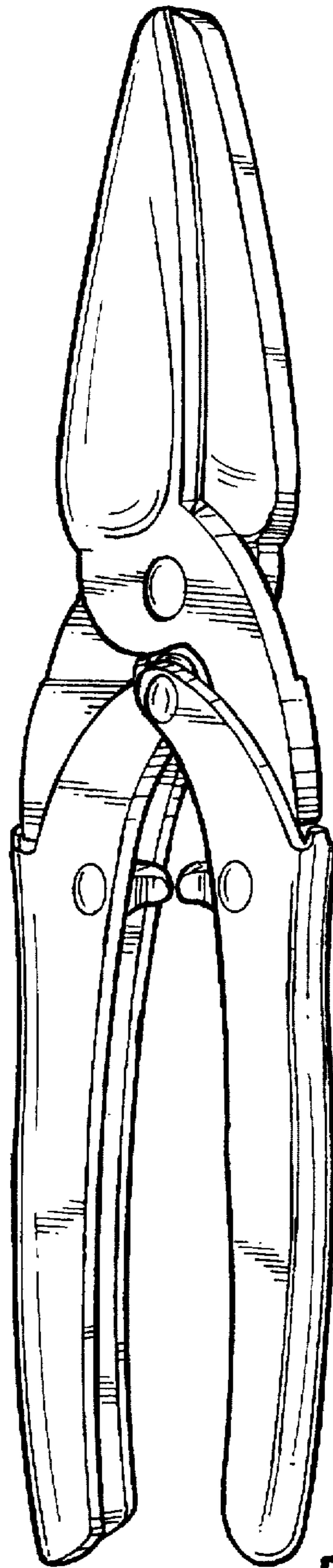


FIG. 7




FIG. 6