



US00D394981S

United States Patent [19] Huang

[11] Patent Number: **Des. 394,981**
[45] Date of Patent: ****Jun. 9, 1998**

[54] **VACUUM FLASK**

[76] Inventor: **Frank Teh-Hsiung Huang, Suite 804,
8 Fl., No. 128, Sec. 3, Ming-Sheng E.
Rd., Taipei, Taiwan**

[**] Term: **14 Years**

[21] Appl. No.: **71,790**

[22] Filed: **Jun. 6, 1997**

[51] LOC (6) Cl. **07-01**

[52] U.S. Cl. **D7/319; D7/317**

[58] Field of Search **D7/300, 302, 303,
D7/312, 316, 317, 318, 319, 321, 322,
598, 600, 605, 608; 210/282; 222/465.1,
475.1**

[56] **References Cited**

U.S. PATENT DOCUMENTS

D. 217,734	6/1970	Abramson	D7/317
D. 285,520	9/1986	Ferm et al.	D7/318 X
D. 299,901	2/1989	Huang	D7/317
D. 300,708	4/1989	Minuti	D7/317
D. 321,301	11/1991	Purkapile	D7/319 X
D. 323,597	2/1992	Minuti	D7/317
D. 323,951	2/1992	Inoue	D7/319 X
D. 342,415	12/1993	Morgan	D7/317 X
D. 342,416	12/1993	Morgan	D7/316 X

D. 343,334	1/1994	Ancona et al.	D7/316 X
D. 346,302	4/1994	Morgan	D7/317 X
D. 363,409	10/1995	Huang	D7/608 X
D. 366,388	1/1996	Anghini et al.	D7/317
D. 369,714	5/1996	Huang	D7/319
D. 370,150	5/1996	Huang	D7/317 X
D. 370,590	6/1996	Huang	D7/317 X
D. 375,016	10/1996	Ullmann	D7/319
D. 379,732	6/1997	Jeppesen et al.	D7/319

OTHER PUBLICATIONS

Short pitcher(front), supplement to HFD retail home furnishings, Nov. 1982, p. 2.

Jug(top) by Hammerplast, HFD, p. 78, Mar. 1988.

Primary Examiner—M. N. Pandozzi

Attorney, Agent, or Firm—Bacon & Thomas

[57] **CLAIM**

The ornamental design for vacuum flask, as shown and described.

DESCRIPTION

FIG. 1 is a perspective view of vacuum flask showing my new design thereof;

FIG. 2 is a front elevational view and the rear elevational view being a mirror image thereof;

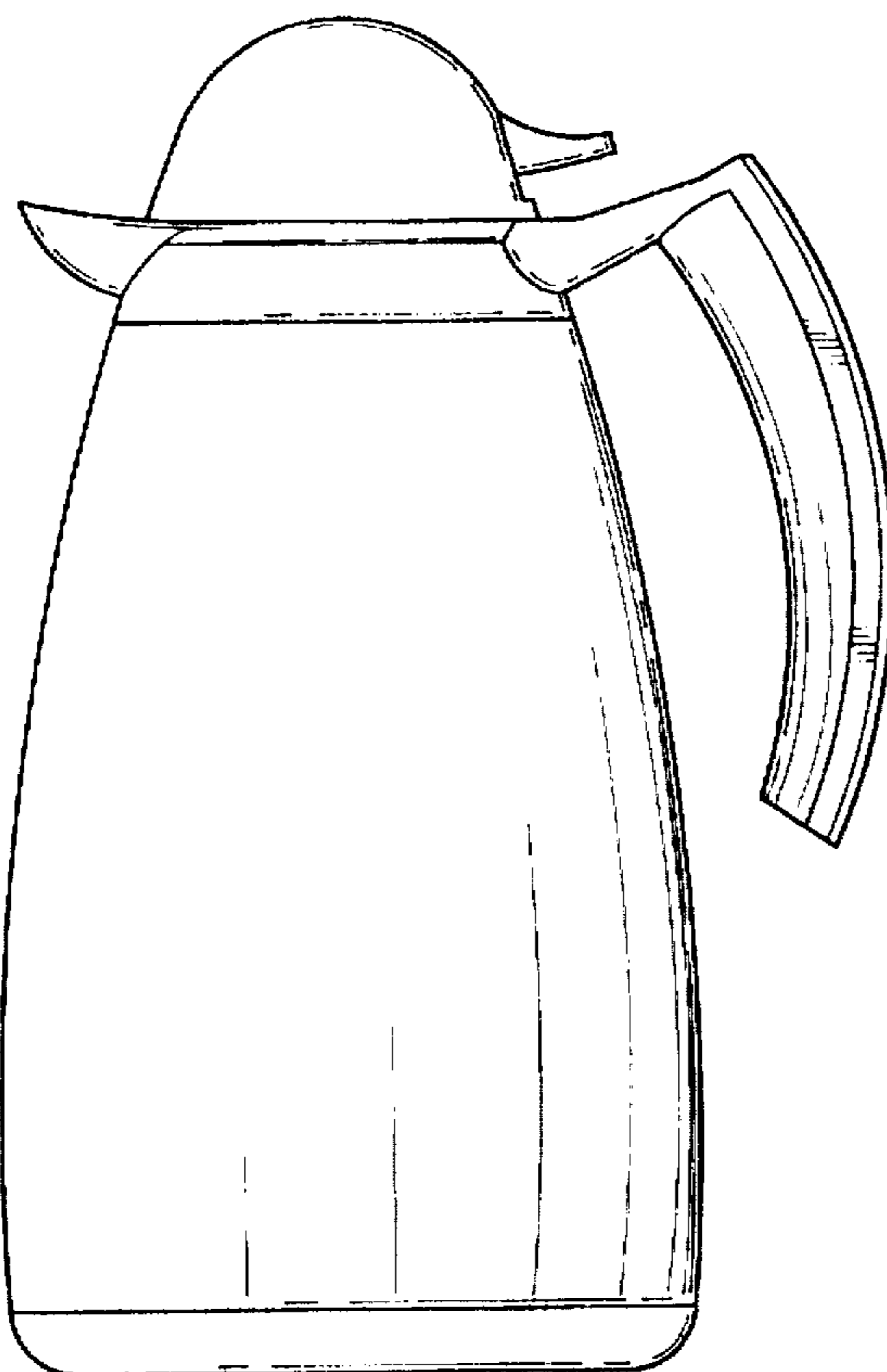
FIG. 3 is a left side elevational view thereof;

FIG. 4 is a right side elevational view thereof;

FIG. 5 is a top plan view thereof; and,

FIG. 6 is a bottom plan view thereof.

1 Claim, 5 Drawing Sheets



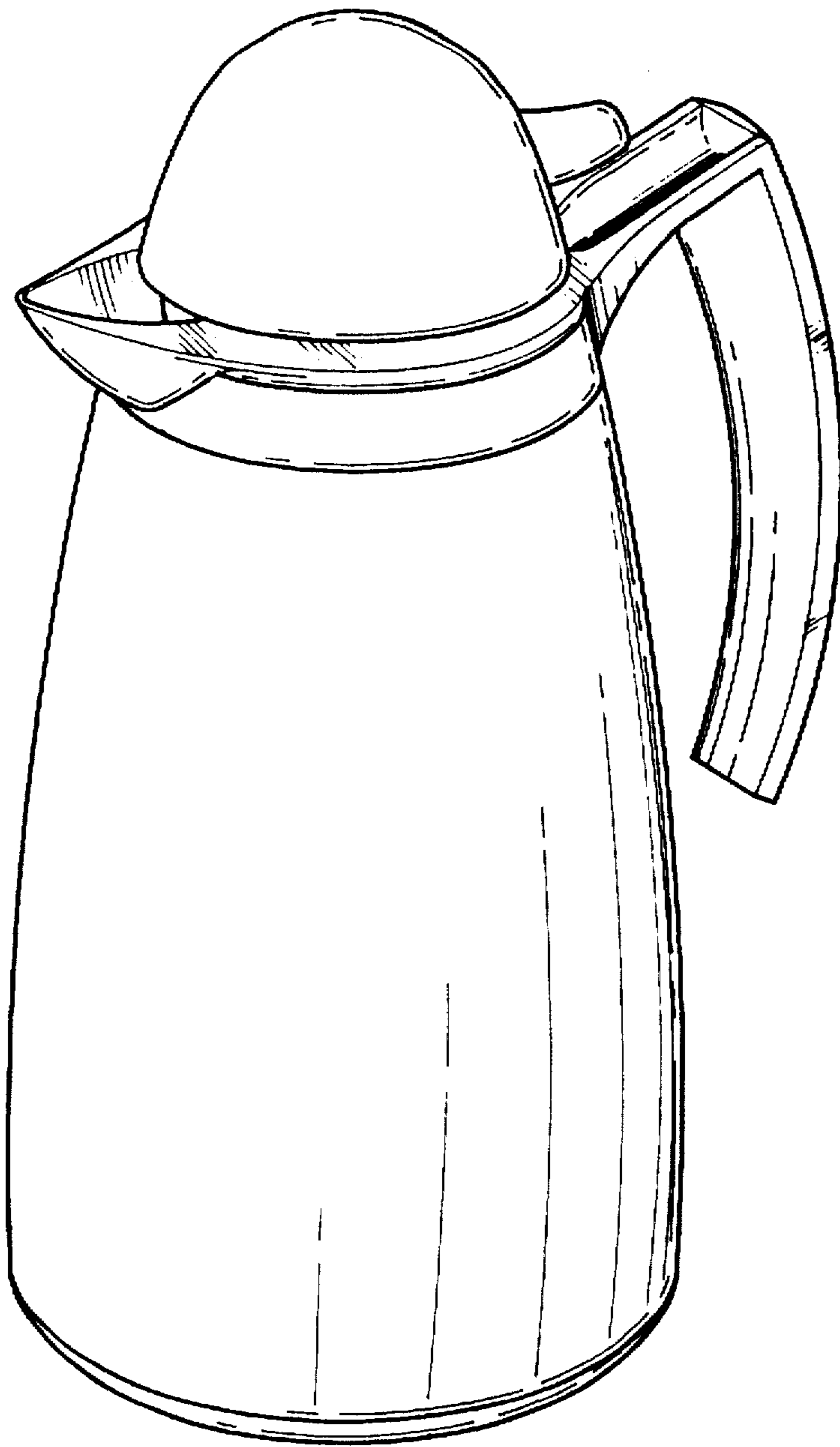


Fig. 1

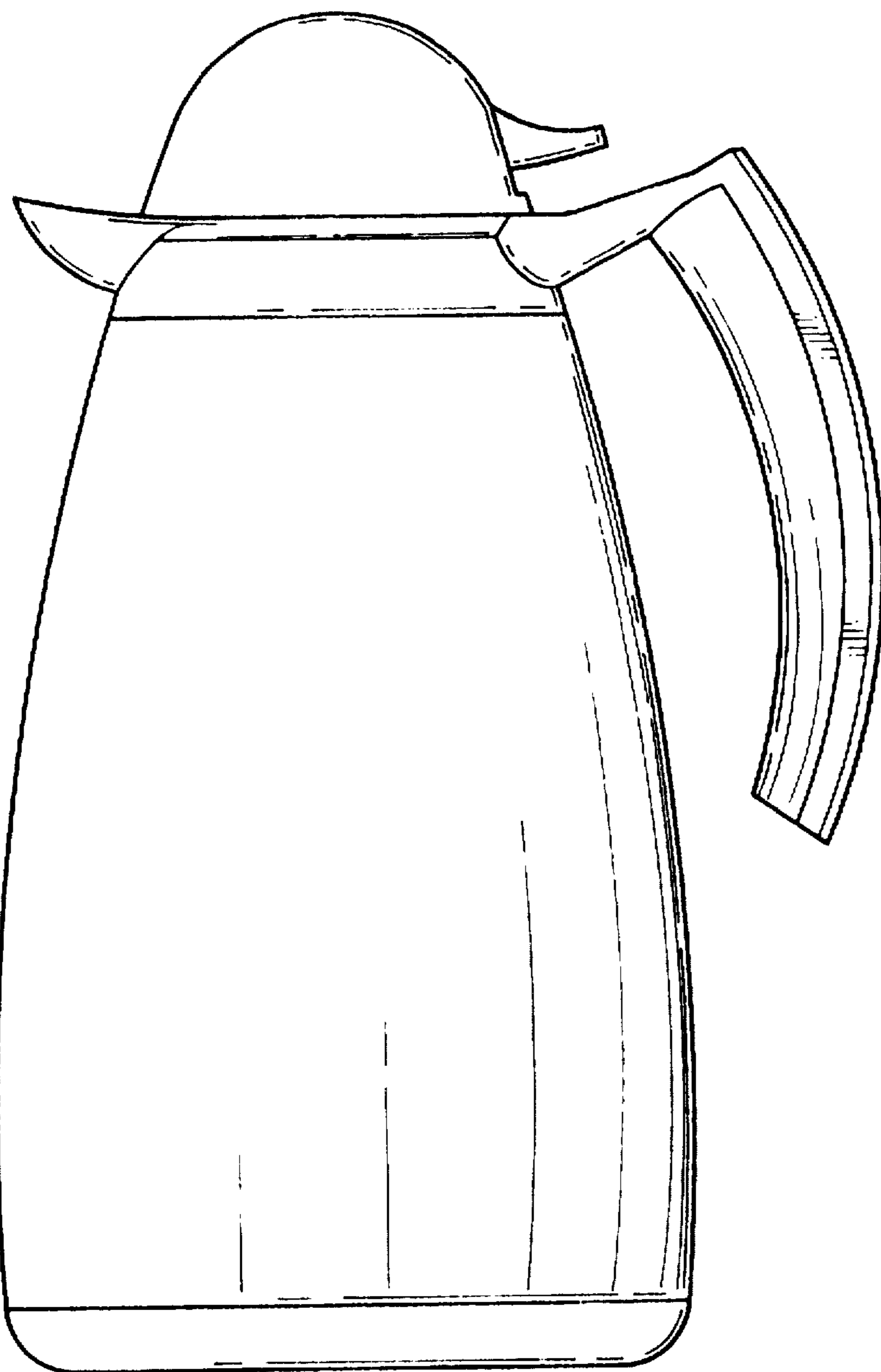


Fig. 2



Fig. 3

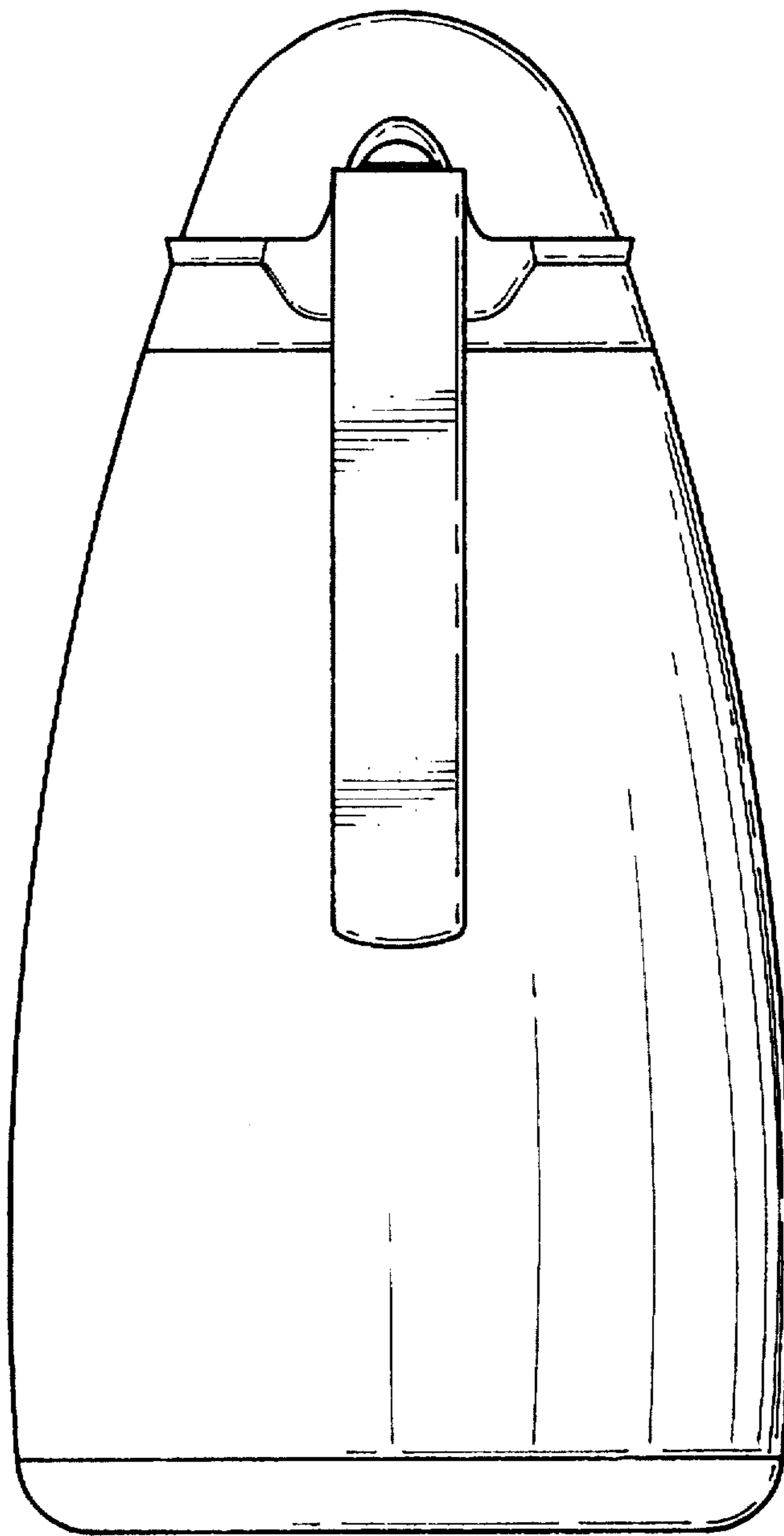


Fig. 4

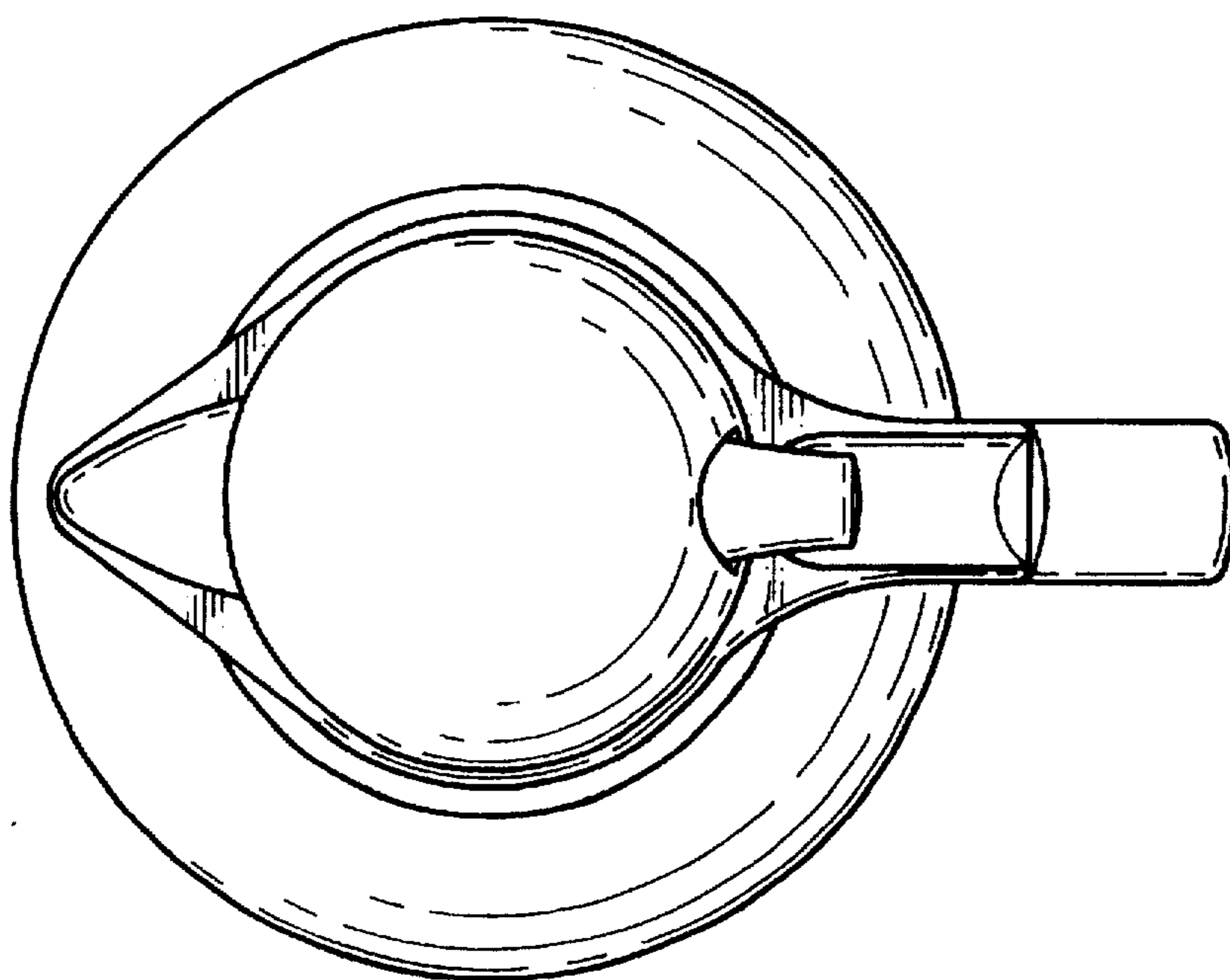


Fig. 5

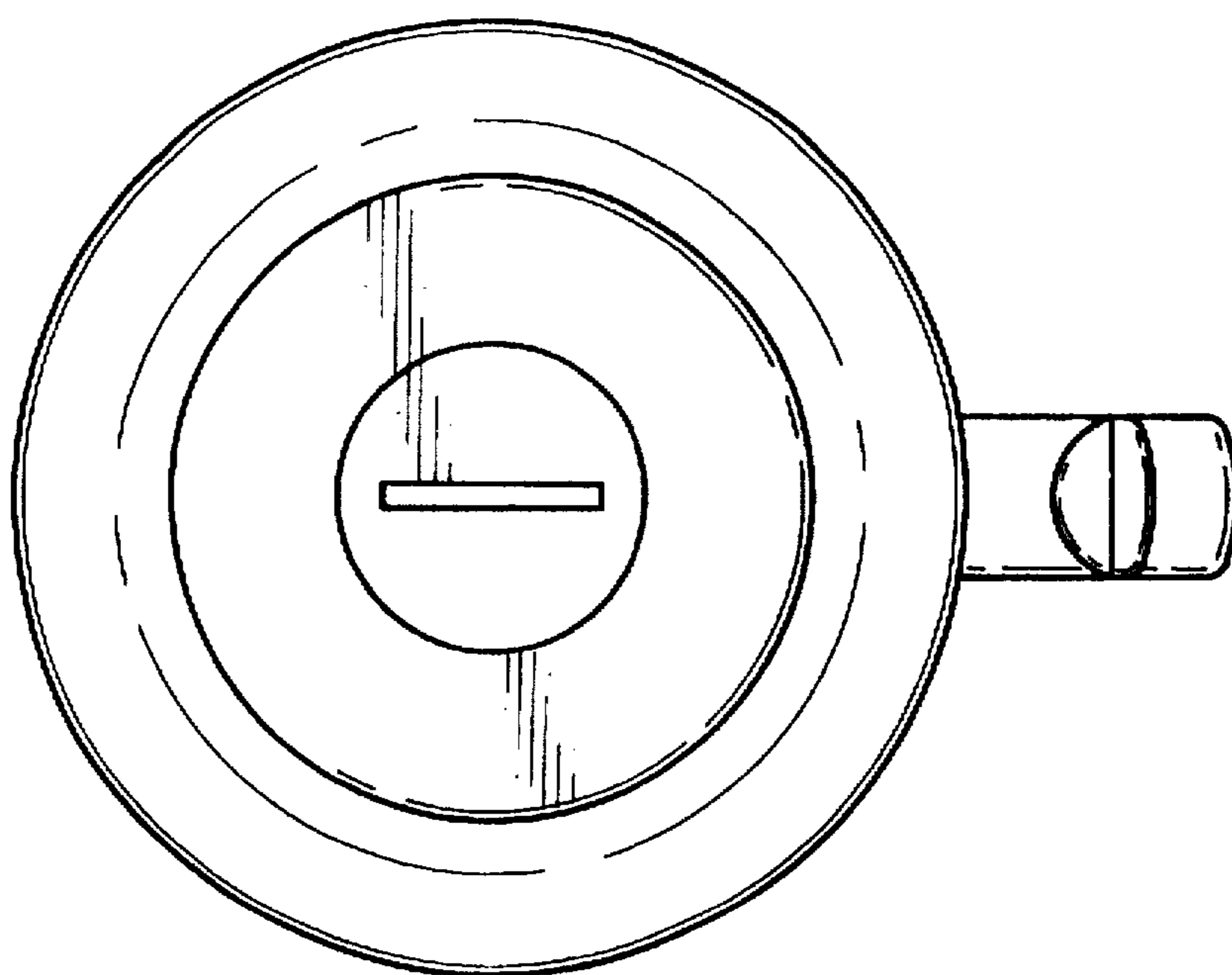


Fig. 6