



US00D394950S

United States Patent [19]
Kite

[11] **Patent Number:** **Des. 394,950**

[45] **Date of Patent:** ****Jun. 9, 1998**

[54] **GOLF CLUB TRAVEL CASE**

D. 375,405 11/1996 Hunsaker D3/255
5,071,147 12/1991 Stansbury 206/315.6 X

[76] **Inventor:** **Michael Kite**, 1735 S. Baker Ave.,
Ontario, Calif. 91761

Primary Examiner—Doris V. Coles
Assistant Examiner—Catherine R. Oliver
Attorney, Agent, or Firm—Roger A. Marrs

[**] **Term:** **14 Years**

[57] **CLAIM**

[21] **Appl. No.:** **71,994**

The ornamental design for a golf club travel case, as shown and described.

[22] **Filed:** **Jun. 10, 1997**

[51] **LOC (6) CL.** **03-01**

DESCRIPTION

[52] **U.S. Cl.** **D3/255**

[58] **Field of Search** D3/255, 254; 206/315.2,
206/315.3, 315.4, 315.5, 315.6, 315.7, 315.8

FIG. 1 is a front perspective view showing my new design for a golf club travel case;
FIG. 2 is a rear perspective view thereof;
FIG. 3 is a side elevational view thereof with the opposite side being a mirror image thereof;
FIG. 4 is a rear elevational view thereof; and,
FIG. 5 is a front elevational view thereof; and,
FIG. 6 is a bottom view thereof.

[56] **References Cited**

U.S. PATENT DOCUMENTS

D. 323,427 1/1992 Schurman D3/255
D. 339,227 9/1993 Fritze et al. D3/255
D. 349,402 8/1994 Fiore D3/255
D. 360,296 7/1995 Hunsaker D3/255

1 Claim, 2 Drawing Sheets

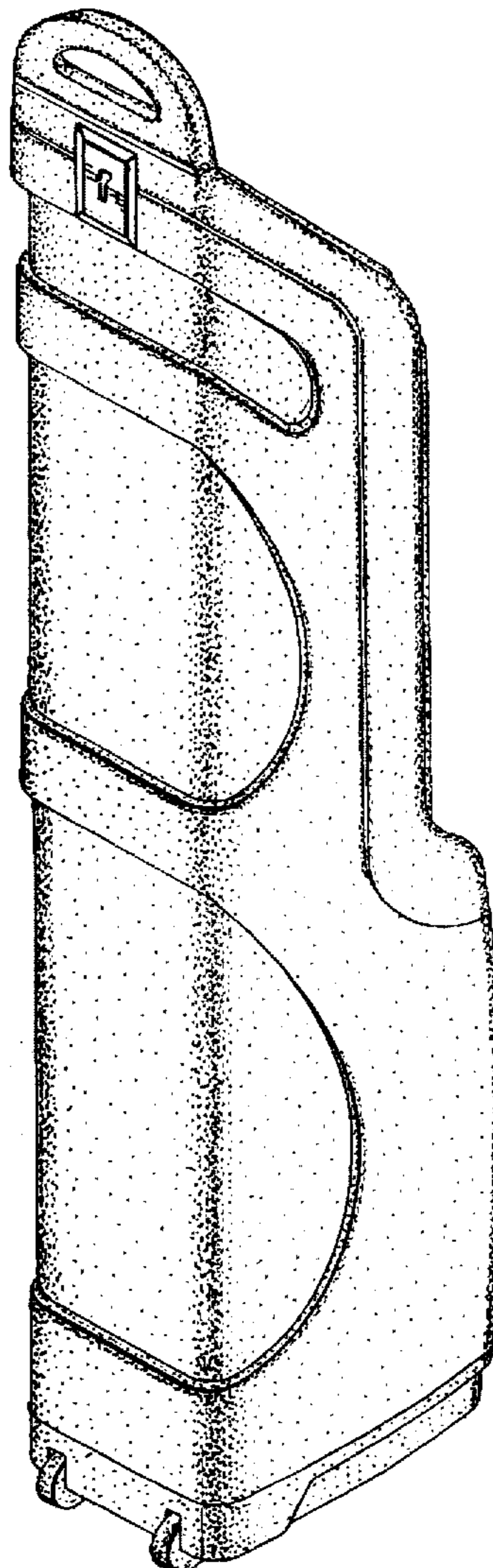


FIG. 1

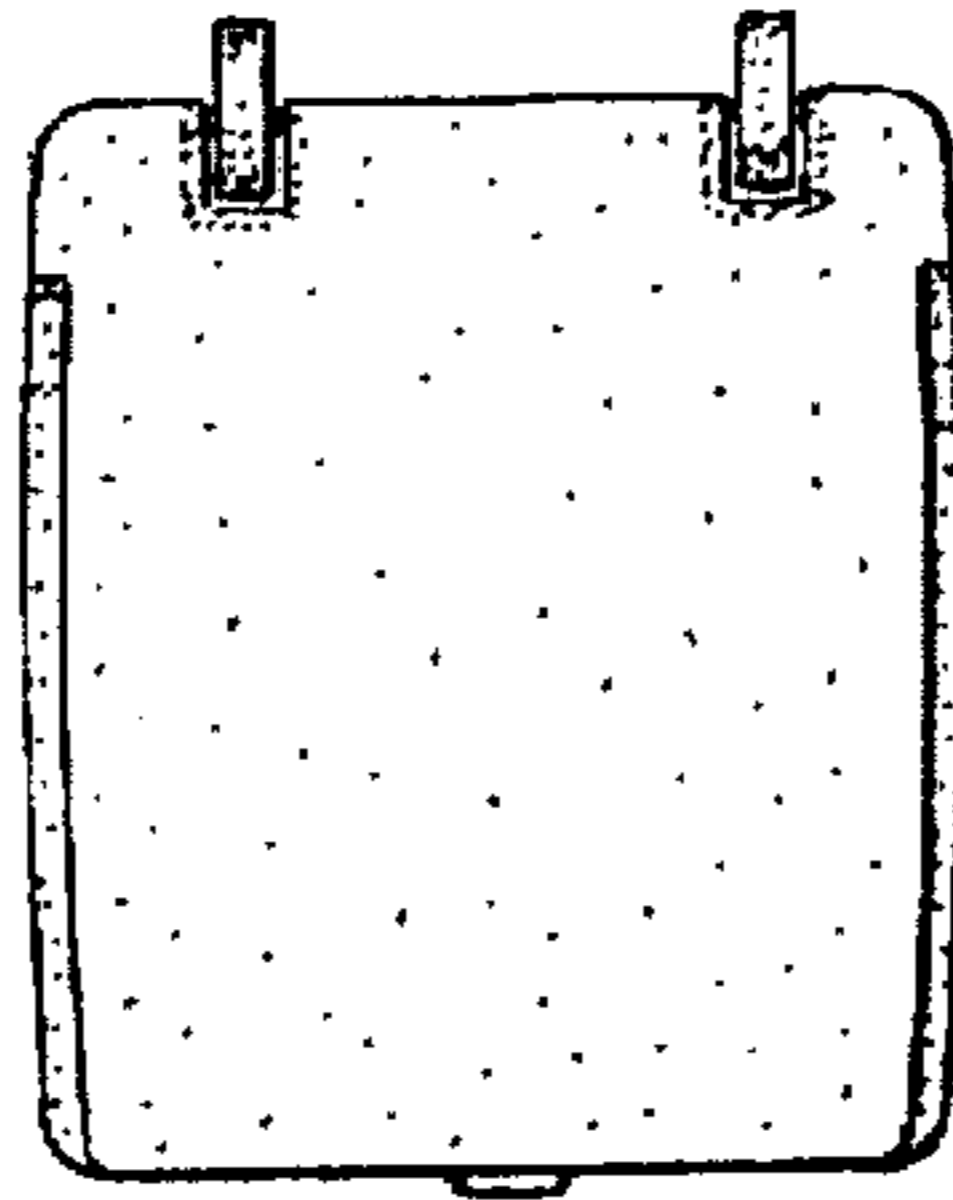
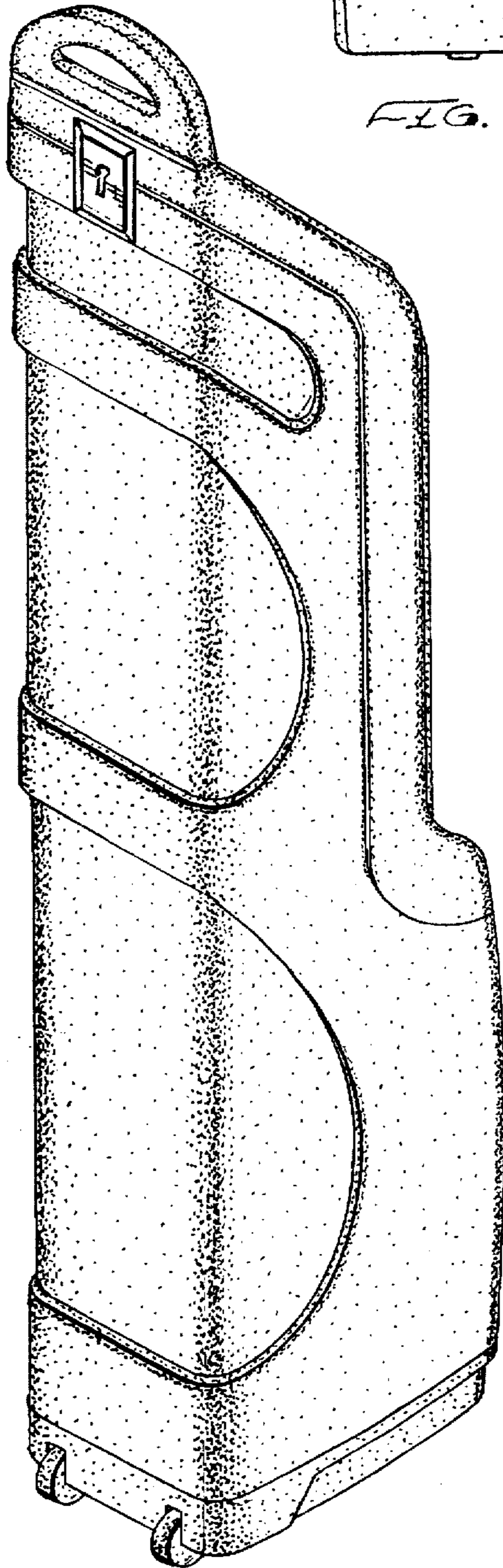


FIG. 6

FIG. 2

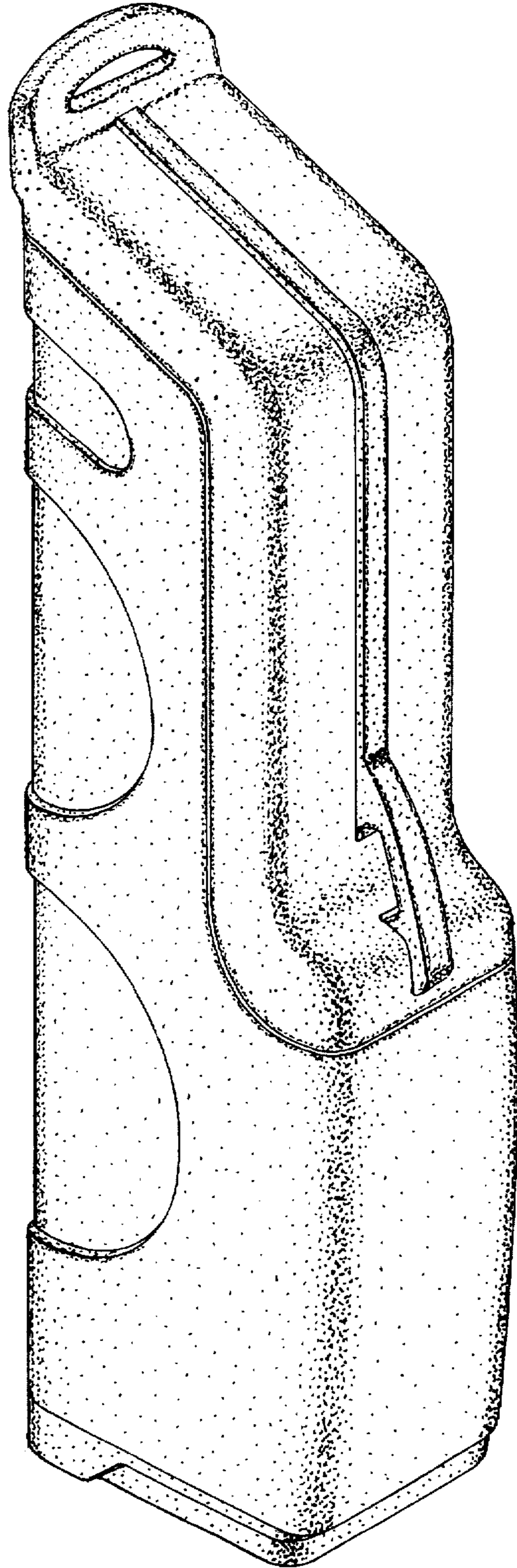


FIG. 3

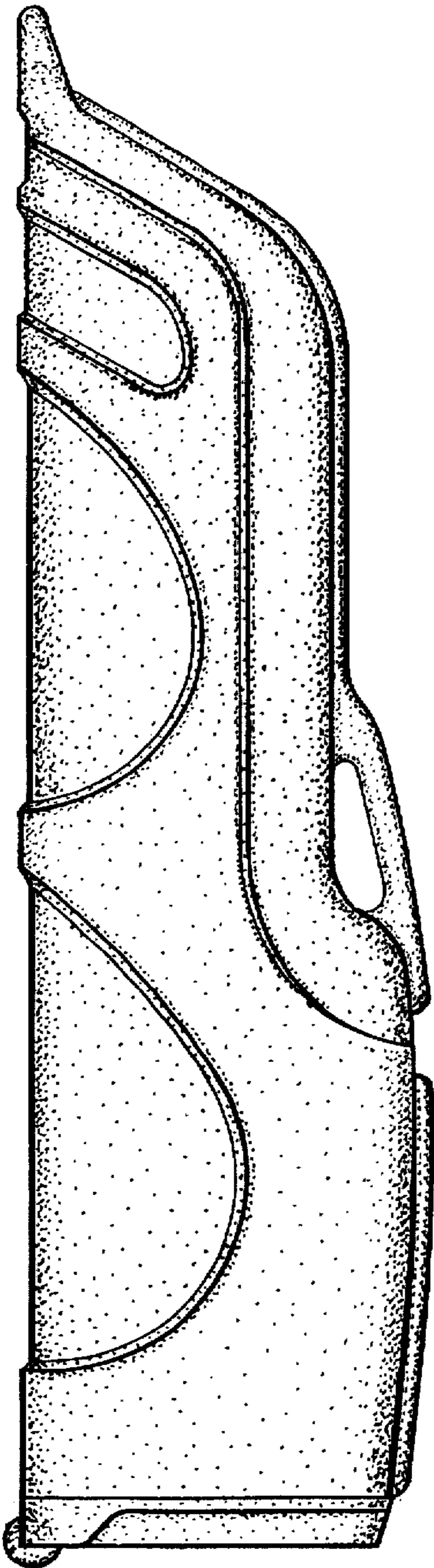


FIG. 4




FIG. 5

