



US00D394948S

United States Patent [19]
Edington et al.

[11] **Patent Number:** **Des. 394,948**
[45] **Date of Patent:** ****Jun. 9, 1998**

[54] **PORTION OF A BLADDER FOR A SHOE SOLE**
[75] **Inventors:** **Rebecca Lynn Edington; Christian Ebon Plein**, both of Portland; **James C. Sell, Jr.**, Beaverton, all of Oreg.
[73] **Assignee:** **Nike, Inc.**, Beaverton, Oreg.
[**] **Term:** **14 Years**

2,080,469 5/1937 Gilbert .
4,656,760 4/1987 Tonkel et al. .
4,670,995 6/1987 Huang .
4,768,295 9/1988 Ito .
4,779,359 10/1988 Famolare, Jr. .
4,936,029 6/1990 Rudy .
5,353,459 10/1994 Potter et al. .
5,363,570 11/1994 Allen et al. 36/28
5,406,719 4/1995 Potter 36/28
5,425,184 6/1995 Lyden et al. 36/29
5,595,004 1/1997 Lyden et al. 36/29
5,625,964 5/1997 Lyden et al. 36/29

[21] **Appl. No.:** **76,682**
[22] **Filed:** **Sep. 9, 1997**
[51] **LOC (6) Cl.** **02-04**
[52] **U.S. Cl.** **D2/961**
[58] **Field of Search** **D2/962, 977; 36/28, 36/29, 153, 173, 43, 44, 37, 35 R, 114, 88, 71, 146 R**

FOREIGN PATENT DOCUMENTS

2188825 10/1987 United Kingdom .

OTHER PUBLICATIONS

Photo Exhibits A-H.
Nike Fall 1995 Footwear Catalog, pp. 6, 7, published Nov. 1994.
Nike Fall 1994 Footwear Catalog, pp. 2, 3, 4, 5, published Nov. 1993.
Nike's Air Technical Note, pp. 5, 7, 12-16, date unknown.

Primary Examiner—Doris V. Coles
Attorney, Agent, or Firm—Banner & Witcoff, Ltd.

[56] **References Cited**

U.S. PATENT DOCUMENTS

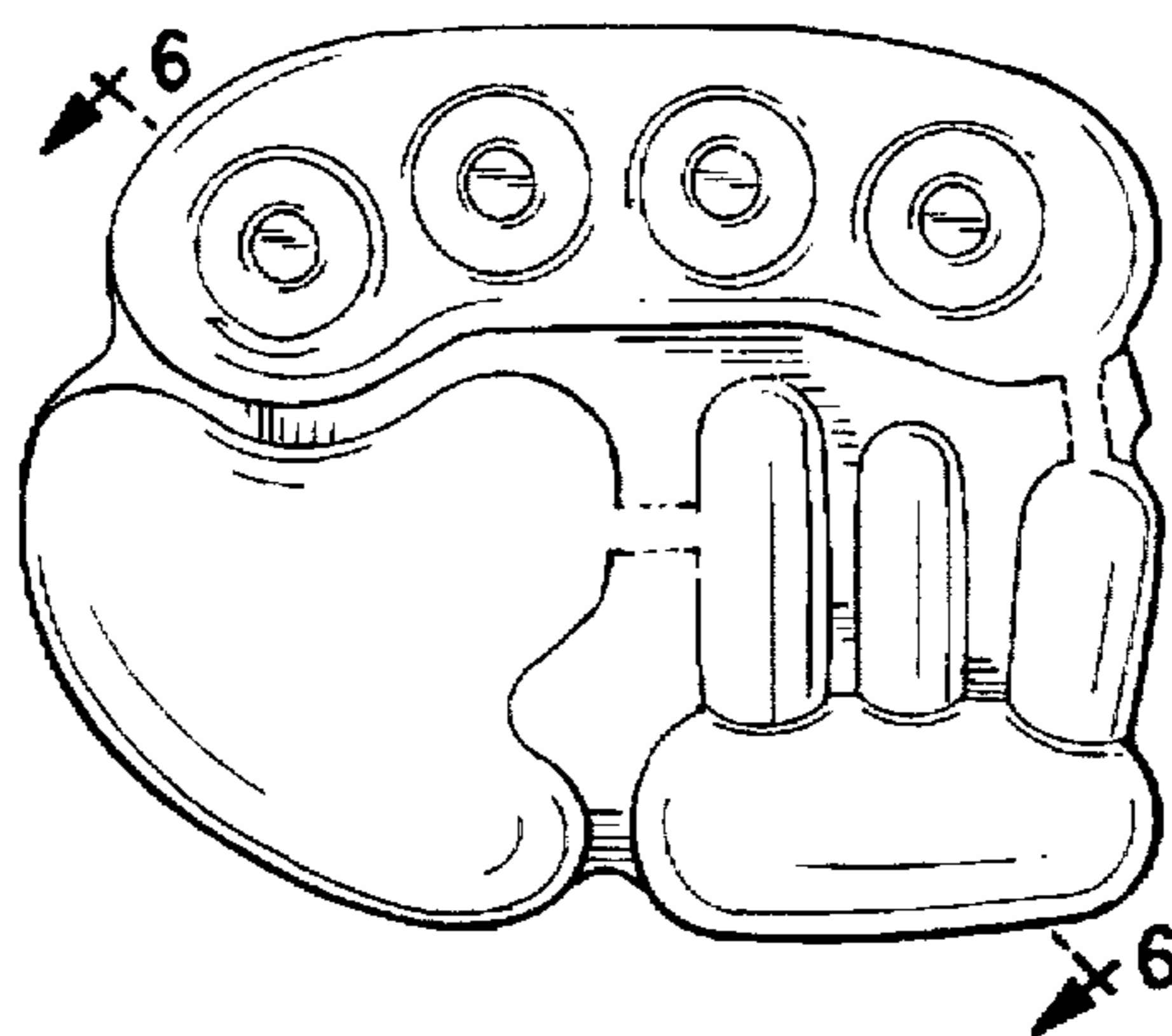
D. 336,772 6/1993 Forland et al. .
D. 343,504 1/1994 Lee D2/961
D. 343,725 2/1994 Lee D2/961
D. 345,249 3/1994 Sell, Jr. D2/961
D. 347,315 5/1994 Sell, Jr. et al. D2/961
D. 349,186 8/1994 Passke et al. D2/961
D. 349,804 8/1994 Passke et al. D2/961
D. 349,808 8/1994 Passke et al. D2/977
D. 351,056 10/1994 Auger et al. D2/961
D. 361,882 9/1995 Sell, Jr. et al. D2/961
D. 363,816 11/1995 Sarkinen et al. D2/961
D. 364,034 11/1995 Lee et al. D2/961
D. 364,035 11/1995 Lee D2/961
D. 364,036 11/1995 Passke et al. D2/961
D. 366,756 2/1996 Forland et al. D2/977
D. 370,116 5/1996 Passke et al. D2/961
D. 374,761 10/1996 Sell, Jr. D2/961
D. 376,897 12/1996 Passke et al. D2/961
D. 376,898 12/1996 Passke et al. D2/961
D. 376,899 12/1996 Passke et al. D2/961
D. 377,110 1/1997 Passke et al. D2/961
D. 377,111 1/1997 Passke et al. D2/961
D. 377,112 1/1997 Passke et al. D2/961
D. 377,113 1/1997 Passke et al. D2/961
D. 377,559 1/1997 Passke et al. D2/961
D. 378,629 4/1997 Passke et al. D2/961

[57] **CLAIM**
The ornamental design for a portion of a bladder for a shoe sole, as shown and described.

DESCRIPTION

FIG. 1 is a top plan view of a portion of a bladder for a shoe sole showing our new design, the bottom plan being a mirror image thereof;
FIG. 2 is a rear elevational view thereof;
FIG. 3 is a front elevational view thereof;
FIG. 4 is a side elevational view of one side thereof;
FIG. 5 is a side elevational view of the other side thereof; and,
FIG. 6 is a cross-sectional view taken along line 6—6 of FIG. 1.
The broken line showing of the remainder of the bladder in FIG. 1 is for illustrative purposes only and forms no part of the claimed design.

1 Claim, 1 Drawing Sheet



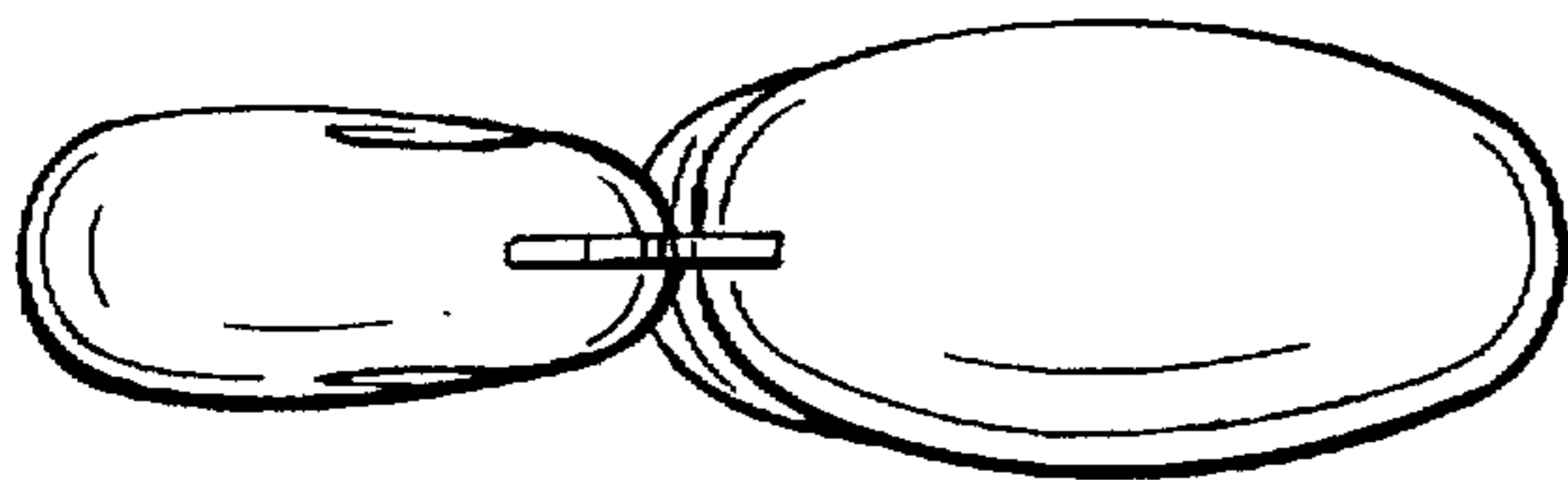
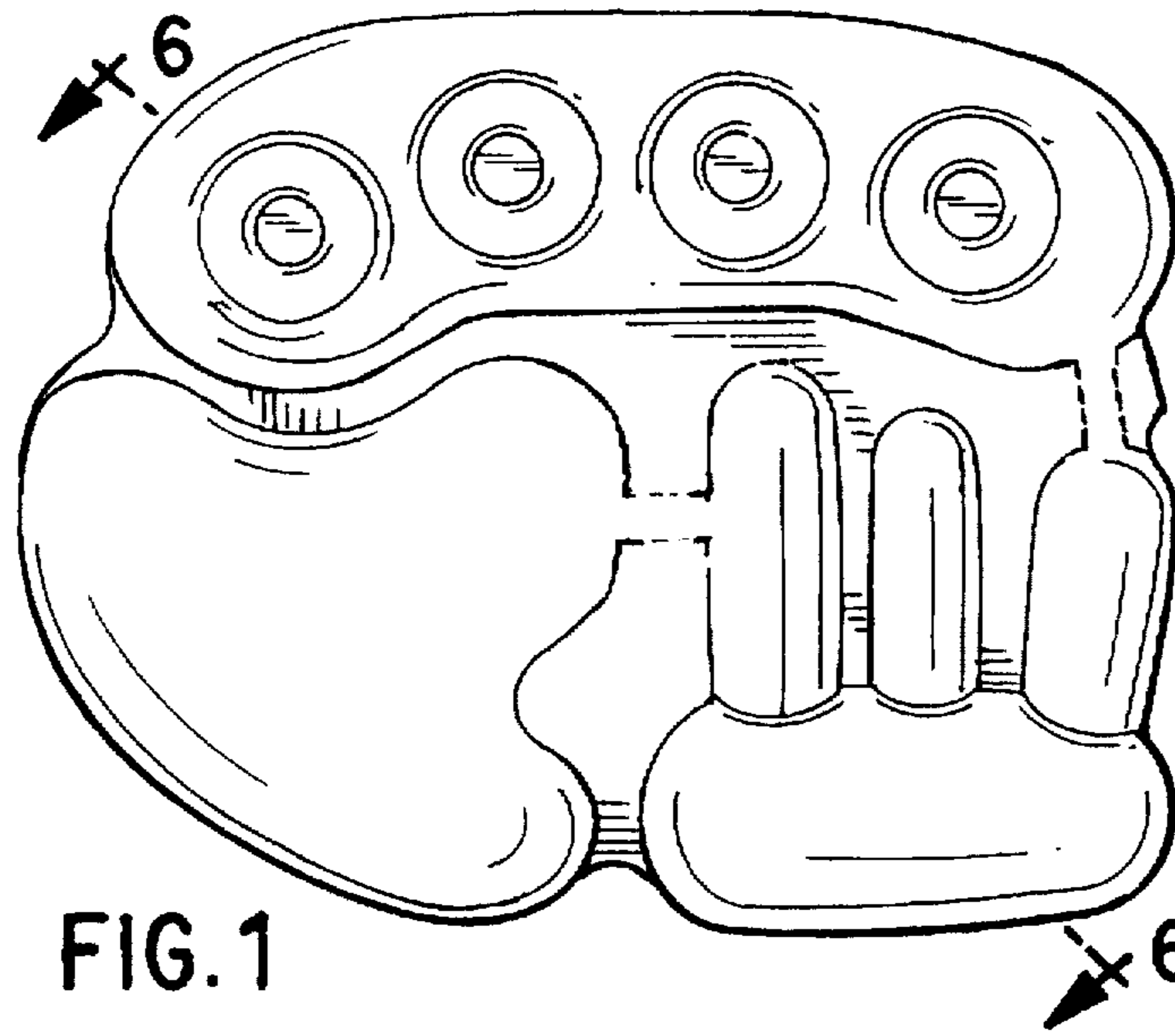


FIG. 2

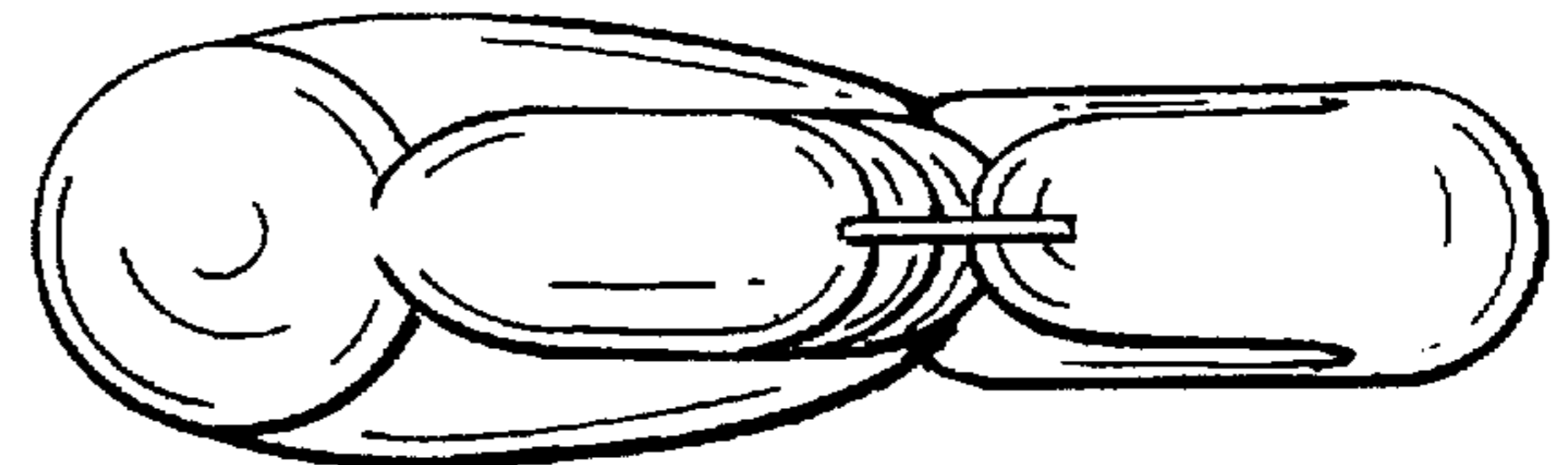


FIG. 3

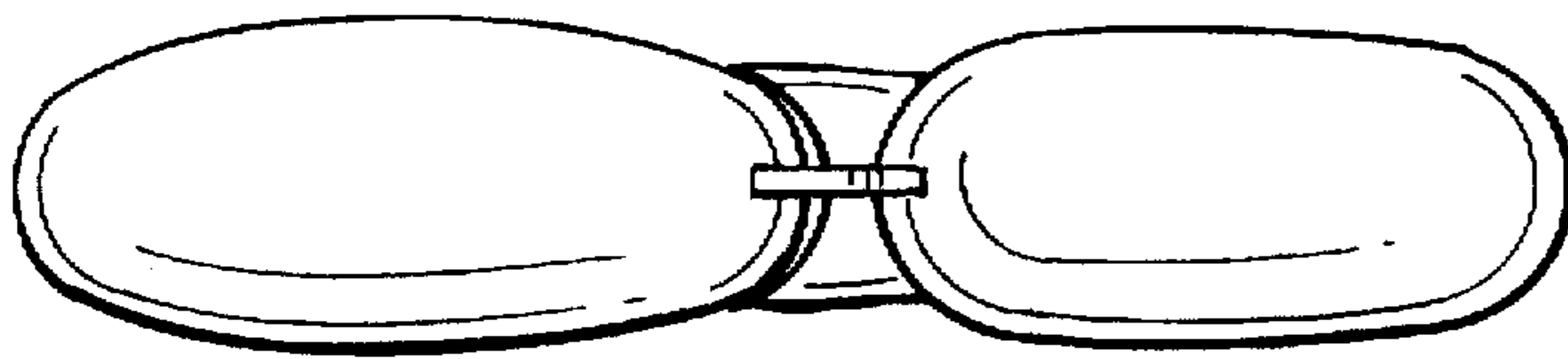


FIG. 4

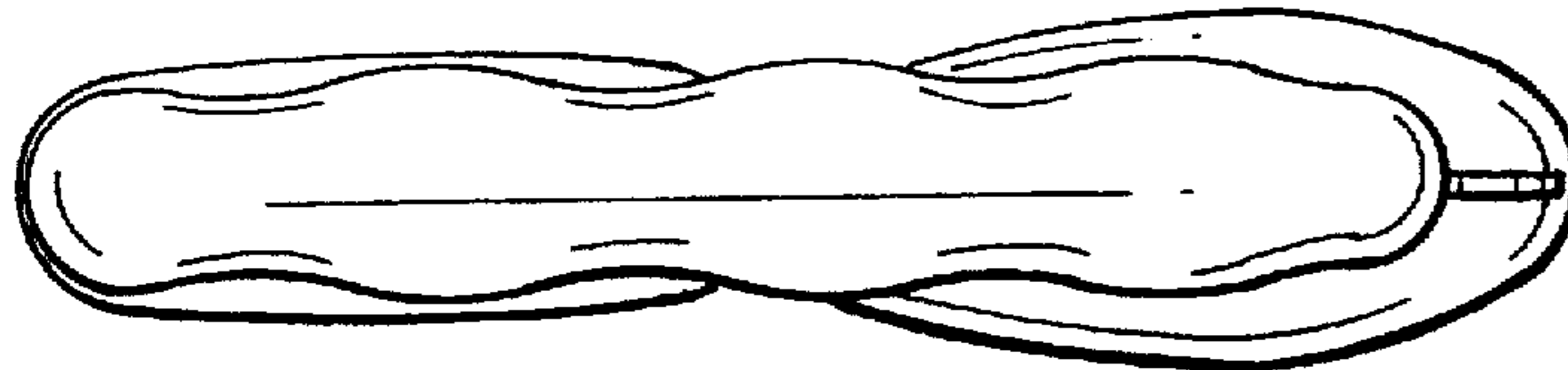


FIG. 5

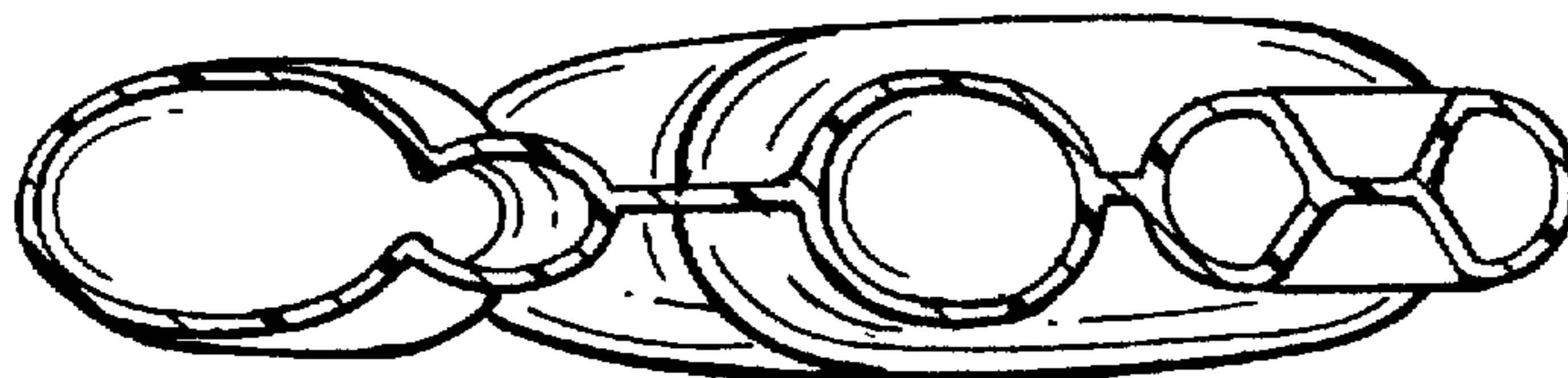


FIG. 6