



US00D394945S

United States Patent [19] Doxey

[11] Patent Number: **Des. 394,945**
[45] Date of Patent: ****Jun. 9, 1998**

[54] **BOTTOM SURFACE OF A SHOE OUTSOLE**

4,378,643 4/1983 Johnson 36/32 R
4,439,936 4/1984 Clarke et al. 36/102

[75] Inventor: **Andre Doxey**, Beaverton, Oreg.

OTHER PUBLICATIONS

[73] Assignee: **Nike, Inc.**, Beaverton, Oreg.

Nike Footwear Catalog, Fall 1995, pp. 9 and 10, Published Nov. 1994.

[**] Term: **14 Years**

Nike Footwear Catalog, Fall 1997, pp. 10 and 19, Published Dec. 1996.

[21] Appl. No.: **73,564**

Nike Footwear Catalog, Holiday 1997, pp. 11 and 14, Published Mar. 1997.

[22] Filed: **Jul. 9, 1997**

[51] LOC (6) Cl. **02-04**

Primary Examiner—Doris V. Coles

[52] U.S. Cl. **D2/959; D2/951**

Attorney, Agent, or Firm—Banner & Witcoff, Ltd.

[58] Field of Search D2/947-960; 36/25 R,
36/32 A, 32 R, 59 A, 59 C, 59 B, 127,
128, 124, 114

[57] CLAIM

The ornamental design for a bottom surface of a shoe outsole, as shown and described.

[56] References Cited

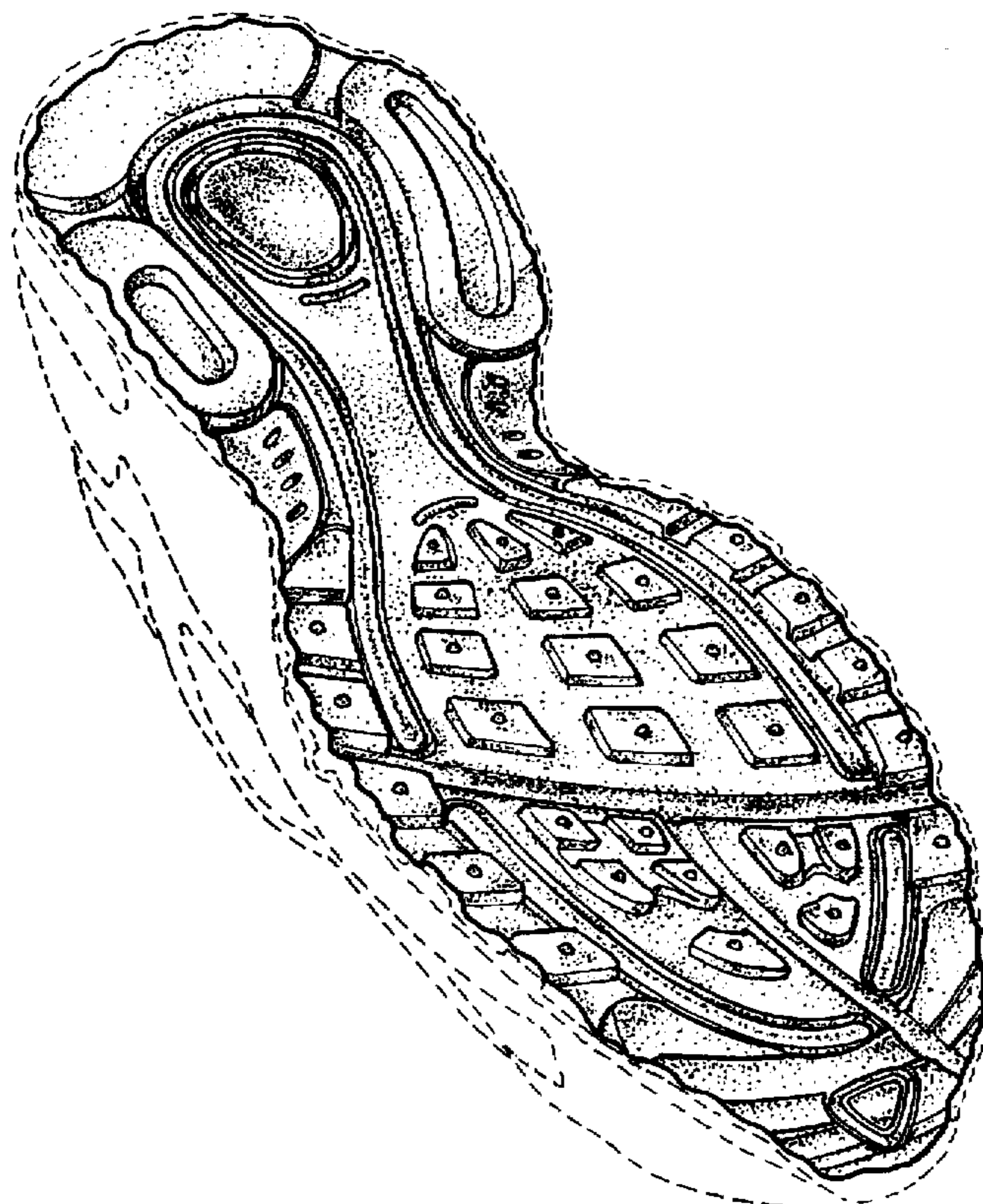
DESCRIPTION

U.S. PATENT DOCUMENTS

- D. 321,977 12/1991 Kilgore et al. D2/957
- D. 324,133 2/1992 Mitsui .
- D. 325,805 5/1992 Herber .
- D. 329,689 9/1992 Hatfield et al. .
- D. 329,741 9/1992 Kiyosawa .
- D. 330,112 10/1992 Hatfield et al. .
- D. 330,800 11/1992 Lucas .
- D. 331,139 11/1992 Hatfield et al. D2/957
- D. 331,489 12/1992 Takaoka .
- D. 335,954 6/1993 Avar .
- D. 339,455 9/1993 Furukawa .
- D. 339,465 9/1993 Teague .
- D. 356,667 3/1995 Shimizu et al. D2/953
- D. 380,075 6/1997 Sell, Jr. et al. D2/959

FIG. 1 is a perspective view of a bottom surface of a shoe outsole showing my new design;
FIG. 2 is a bottom plan view thereof;
FIG. 3 is a profile view taken along line 3—3 of FIG. 2;
FIG. 4 is a profile view taken along line 4—4 of FIG. 2;
FIG. 5 is a profile view taken along line 5—5 of FIG. 2;
FIG. 6 is a profile view taken along line 6—6 of FIG. 2; and,
FIG. 7 is a profile view taken along line 7—7 of FIG. 2.
The broken line showing of a shoe upper and the remaining portion of the sole in FIGS. 1—7 is for illustrative purposes only and forms no part of the claimed design.

1 Claim, 3 Drawing Sheets



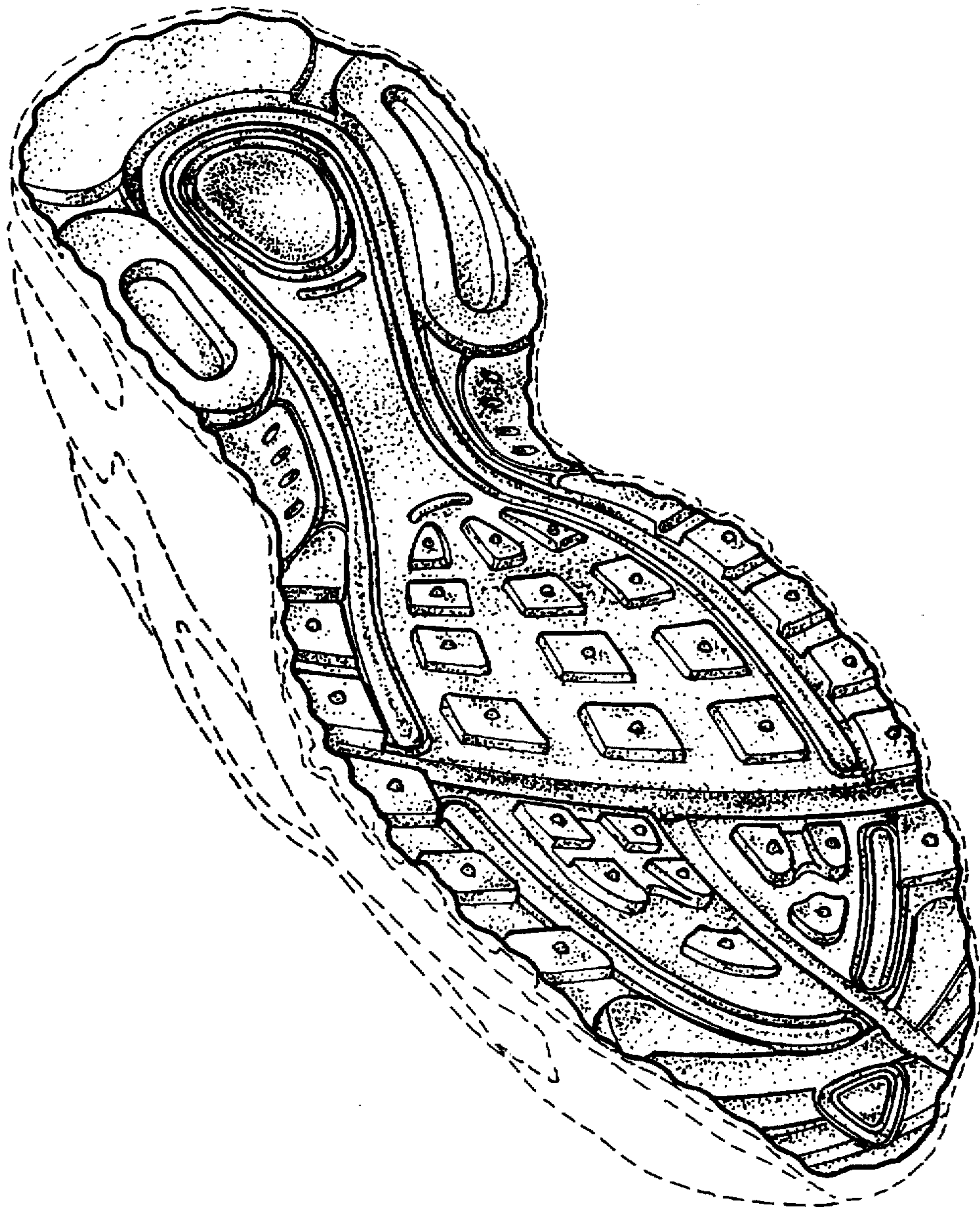


FIG. 1

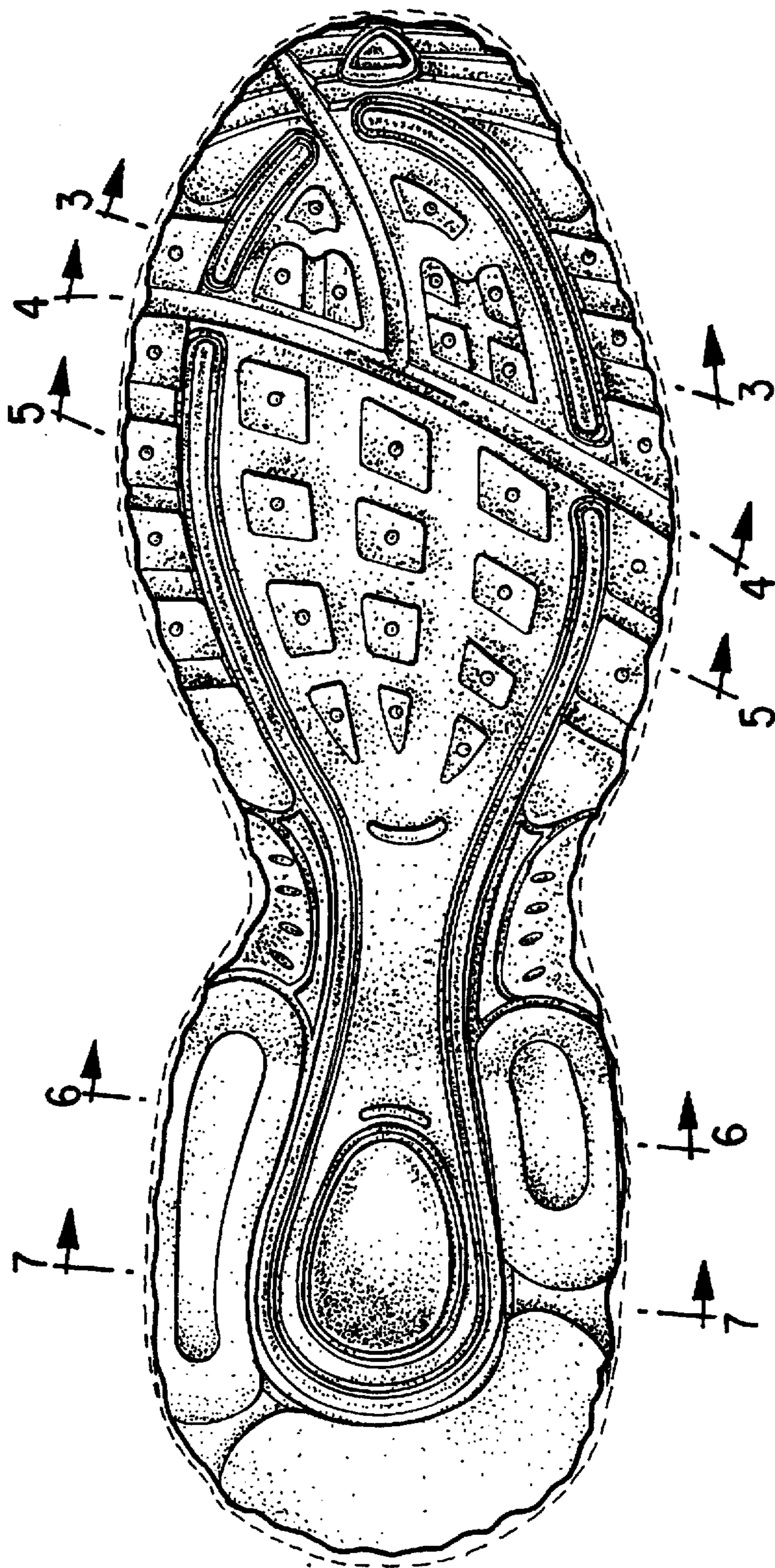


FIG. 2



FIG. 3



FIG. 4



FIG. 5



FIG. 6



FIG. 7