



US00D394943S

United States Patent [19]

Campbell et al.

[11] Patent Number: Des. 394,943

[45] Date of Patent: **Jun. 9, 1998

[54] PORTION OF A BOTTOM SURFACE OF A SHOE OUTSOLE

[75] Inventors: Derek Campbell, Beaverton; Peter P. Backus, Newberg, both of Oreg.

[73] Assignee: Nike, Inc., Beaverton, Oreg.

[**] Term: 14 Years

[21] Appl. No.: 78,930

[22] Filed: Nov. 5, 1997

[51] LOC (6) Cl. 02-04

[52] U.S. Cl. D2/956

[58] Field of Search D2/954, 956, 955, D2/957, 958, 959; 36/25 R. 28, 30 R. 31, 32 R. 32 A, 83, 114, 59 C, 126-130

[56] References Cited

U.S. PATENT DOCUMENTS

- D. 272,580 2/1984 Stubblefield .
- D. 275,147 8/1984 Phillpott D2/954
- D. 294,655 3/1988 Heyes .
- D. 304,778 11/1989 Le et al. .
- D. 324,763 3/1992 Kayano .
- D. 327,975 7/1992 Saito et al. .
- D. 331,487 12/1992 Arai .
- D. 331,491 12/1992 Ohno .
- D. 339,452 9/1993 Hoshimi .
- D. 339,459 9/1993 Yoshikawa et al. .
- D. 341,024 11/1993 Peterson D2/956
- D. 345,453 3/1994 Carpenter .
- D. 351,716 10/1994 Kawasaki .
- D. 352,386 11/1994 Vestuti et al. .

- D. 354,845 1/1995 Bramani .
- D. 355,754 2/1995 Brandon .
- D. 356,672 3/1995 Ueda .
- D. 362,956 10/1995 Martin et al. .
- D. 368,795 4/1996 Tanaka et al. D2/954
- D. 371,893 7/1996 Kayano et al. .
- D. 373,897 9/1996 Takatani et al. .
- D. 373,898 9/1996 Bramani .
- D. 374,337 10/1996 Murai et al. .
- 5,203,097 4/1993 Blair .

OTHER PUBLICATIONS

Nike Footwear Catalog, Holiday 1996, p. 117, Published Mar. 1996.

Primary Examiner—Doris V. Coles
Attorney, Agent, or Firm—Banner & Witcoff, Ltd.

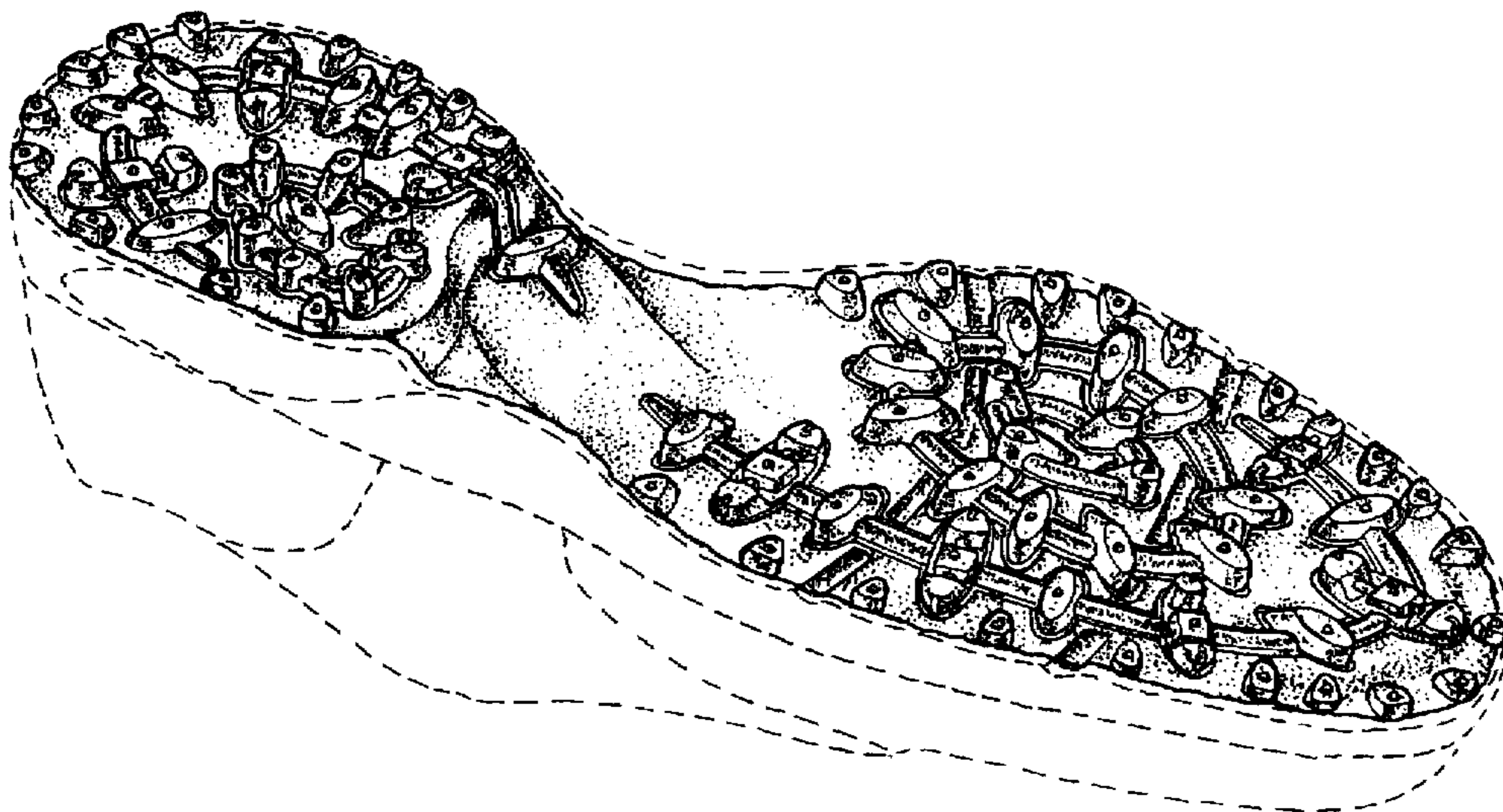
[57] CLAIM

The ornamental design for a portion of a bottom surface of a shoe outsole, as shown and described.

DESCRIPTION

FIG. 1 is a perspective view of a portion of a bottom surface of a shoe outsole showing our new design;
 FIG. 2 is a bottom plan view thereof;
 FIG. 3 is a profile view taken along the line 3—3 of FIG. 2;
 FIG. 4 is a profile view taken along the line 4—4 of FIG. 2;
 FIG. 5 is a profile view taken along the line 5—5 of FIG. 2;
 and,
 FIG. 6 is a profile view taken along the line 6—6 of FIG. 2. The broken line showing of a shoe upper and the remaining portion of the shoe sole in FIGS. 1 and 2 is for illustrative purposes only and forms no part of the claimed design.

1 Claim, 3 Drawing Sheets



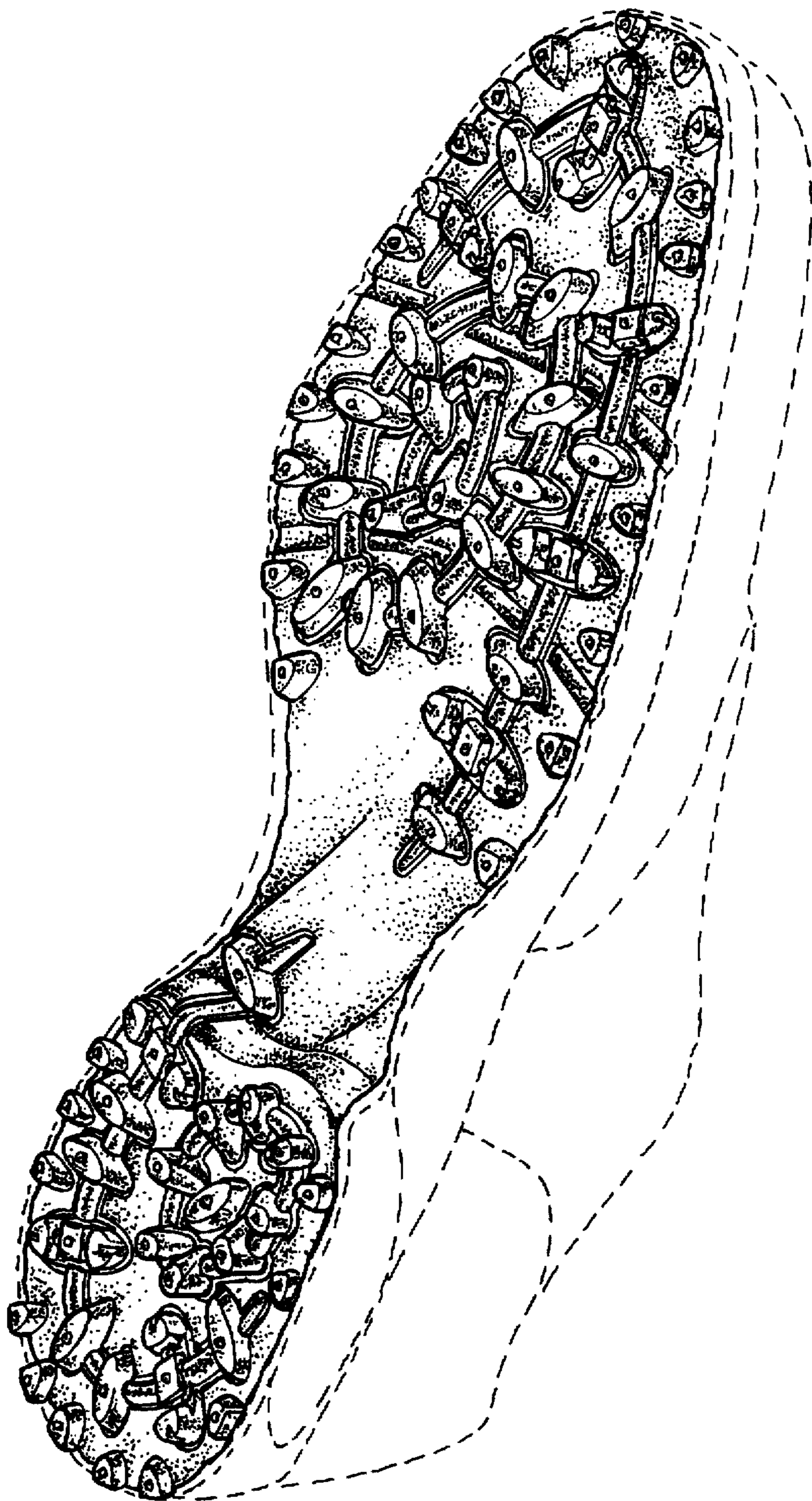


FIG. 1

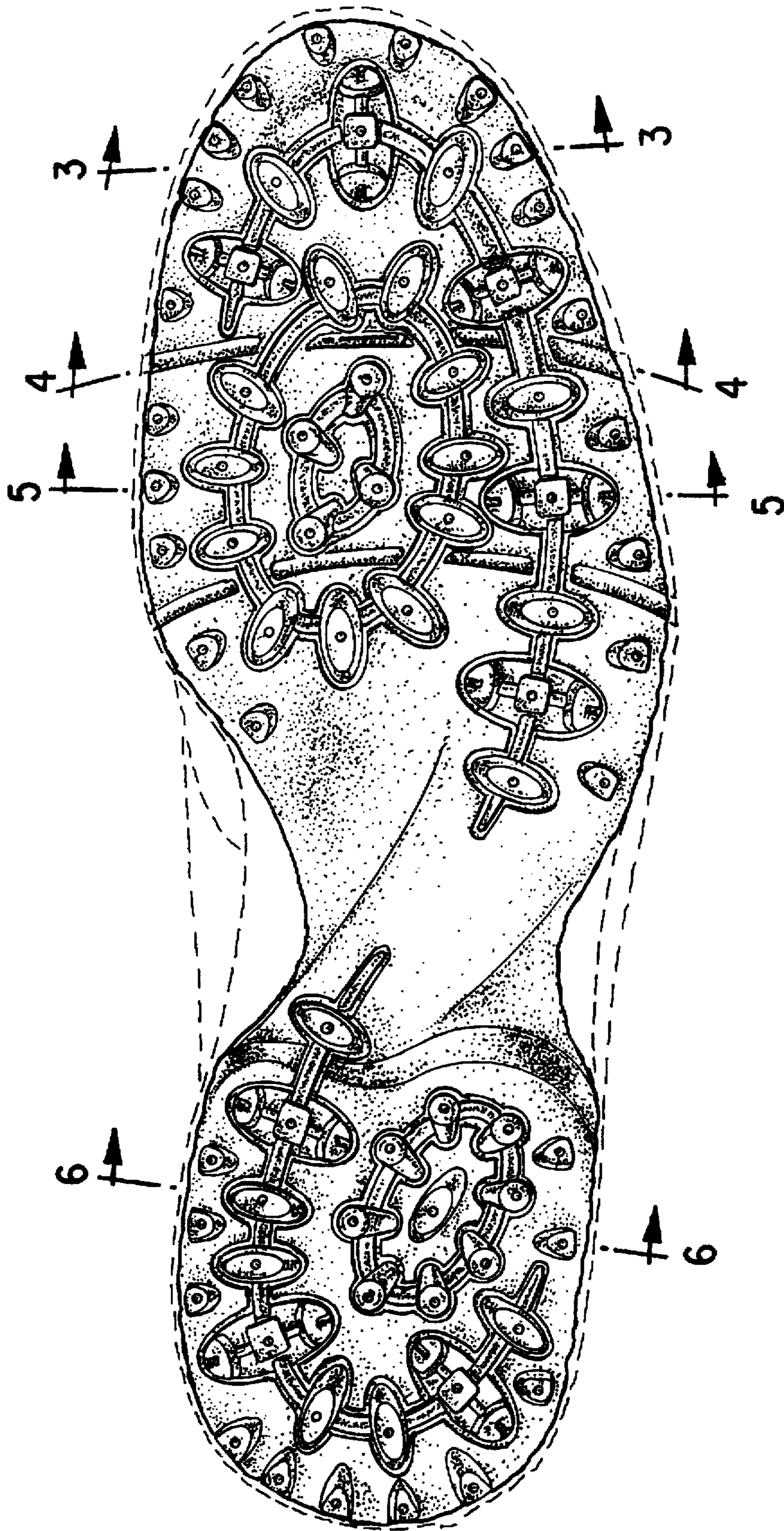


FIG. 2



FIG. 3



FIG. 4



FIG. 5



FIG. 6