



US00D394942S

United States Patent [19]

Campbell et al.

[11] Patent Number: Des. 394,942

[45] Date of Patent: **Jun. 9, 1998

[54] PORTION OF A BOTTOM SURFACE OF A SHOE OUTSOLE

[75] Inventors: Derek Campbell, Beaverton; Peter P. Backus, Newberg, both of Oreg.

[73] Assignee: Nike, Inc., Beaverton, Oreg.

[**] Term: 14 Years

[21] Appl. No.: 78,929

[22] Filed: Nov. 5, 1997

[51] LOC (6) Cl. 02-04

[52] U.S. Cl. D2/956

[58] Field of Search D2/956, 954, 955, D2/957, 958, 959, 951; 36/25 R. 28, 30 R, 32 R, 32 S, 114, 59 C, 126-130

[56] References Cited

U.S. PATENT DOCUMENTS

- D. 272,580 2/1984 Stubblefield .
- D. 294,655 3/1988 Heyes .
- D. 304,778 11/1989 Le et al. .
- D. 324,763 3/1992 Kayano .
- D. 327,975 7/1992 Saito et al. .
- D. 331,487 12/1992 Arai .
- D. 331,491 12/1992 Ohno .
- D. 339,452 9/1993 Hoshimi .
- D. 339,459 9/1993 Yoshikawa et al. .
- D. 341,024 11/1993 Peterson D2/956
- D. 345,453 3/1994 Carpenter .
- D. 347,934 6/1994 Mitsui et al. D2/956
- D. 351,716 10/1994 Kawasaki .
- D. 352,386 11/1994 Vestuti et al. .
- D. 354,845 1/1995 Bramani .
- D. 355,754 2/1995 Brandon .

- D. 356,672 3/1995 Ueda .
- D. 362,956 10/1995 Martin et al. .
- D. 368,795 4/1996 Tanaka et al. D2/954
- D. 371,893 7/1996 Kayano et al. .
- D. 373,897 9/1996 Takatani et al. .
- D. 373,898 9/1996 Bramani .
- D. 374,337 10/1996 Murai et al. .
- D. 389,294 1/1998 Fogg D2/957
- 5,203,097 4/1993 Blair .

OTHER PUBLICATIONS

Nike Footwear Catalog, Spring 1998, pp. 76,80,85, 90, and 92. Published Jun. 1997.

Nike Footwear Catalog, Holiday 1996, p. 117. Published Mar. 1996.

Primary Examiner—Doris V. Coles

Attorney, Agent, or Firm—Banner & Witcoff, Ltd.

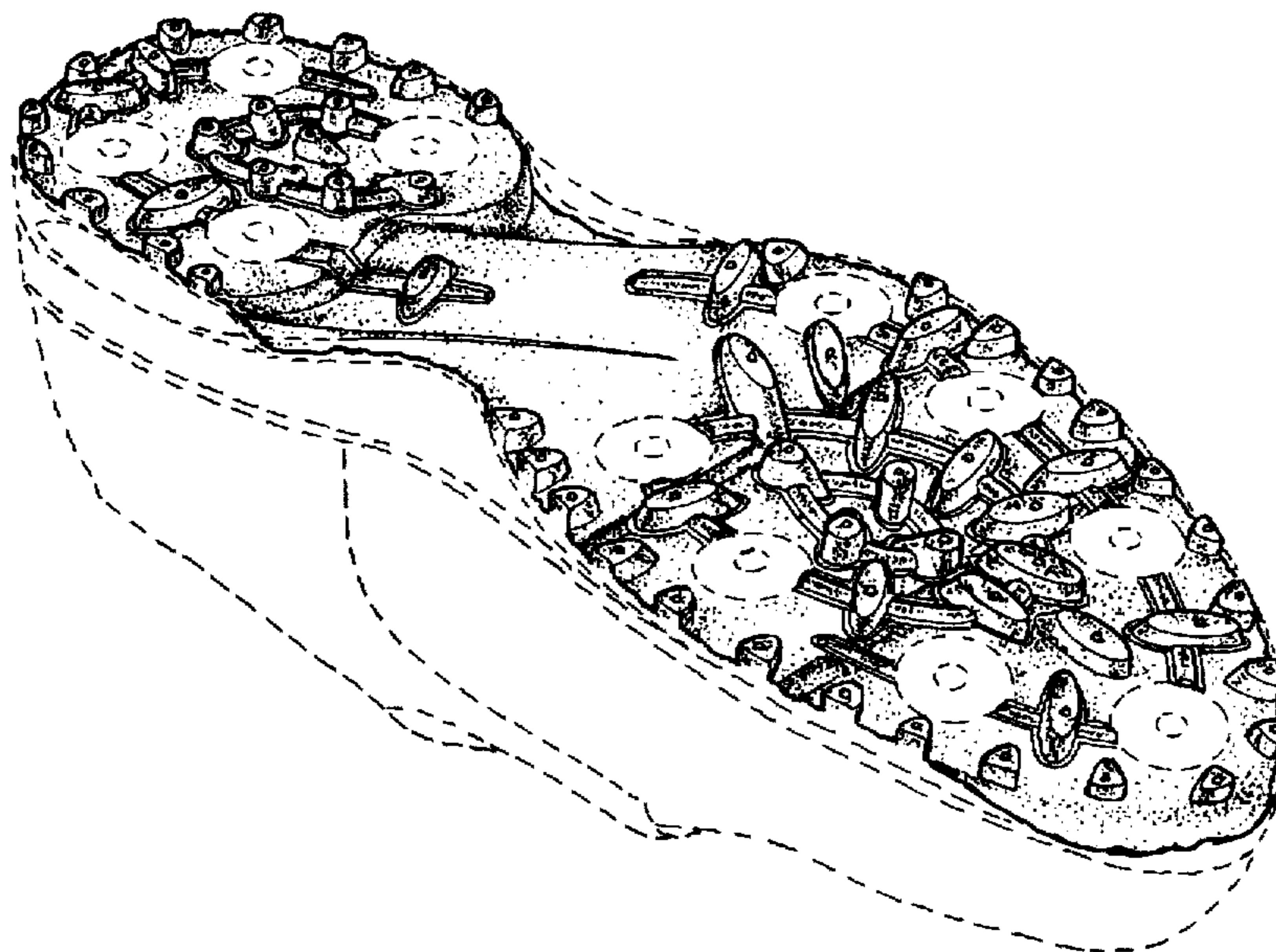
[57] CLAIM

The ornamental design for a portion of a bottom surface of a shoe outsole, as shown and described.

DESCRIPTION

FIG. 1 is a perspective view of a portion of a bottom surface of a shoe outsole showing our new design;
 FIG. 2 is a bottom plan view thereof;
 FIG. 3 is a profile view taken along the line 3—3 of FIG. 2;
 FIG. 4 is a profile view taken along the line 4—4 of FIG. 2;
 FIG. 5 is a profile view taken along the line 5—5 of FIG. 2;
 and,
 FIG. 6 is a profile view taken along the line 6—6 of FIG. 2. The broken line showing of a shoe upper and the remaining portion of the shoe sole in FIGS. 1 and 2 is for illustrative purposes only and forms no part of the claimed design.

1 Claim, 3 Drawing Sheets



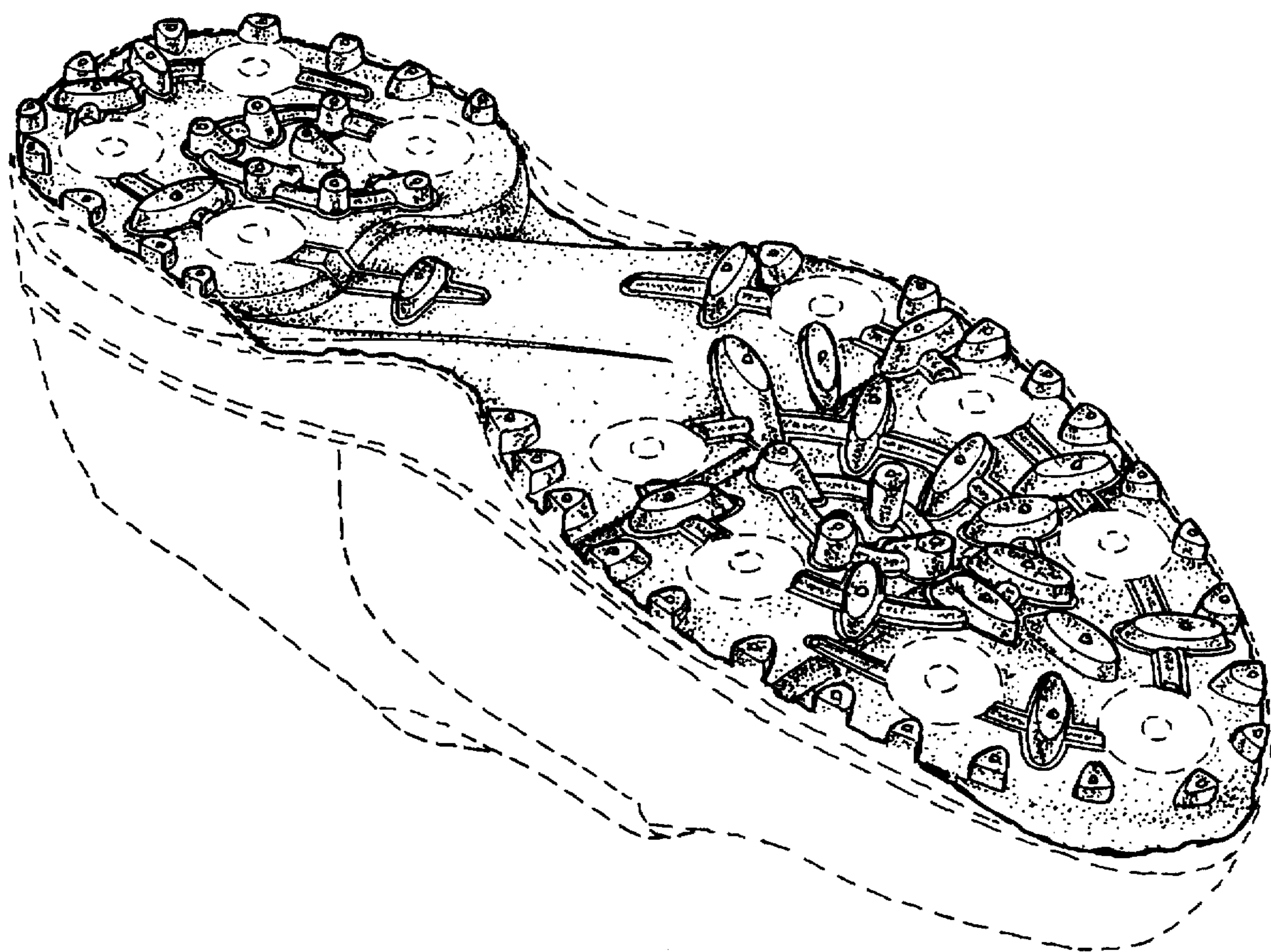


FIG. 1

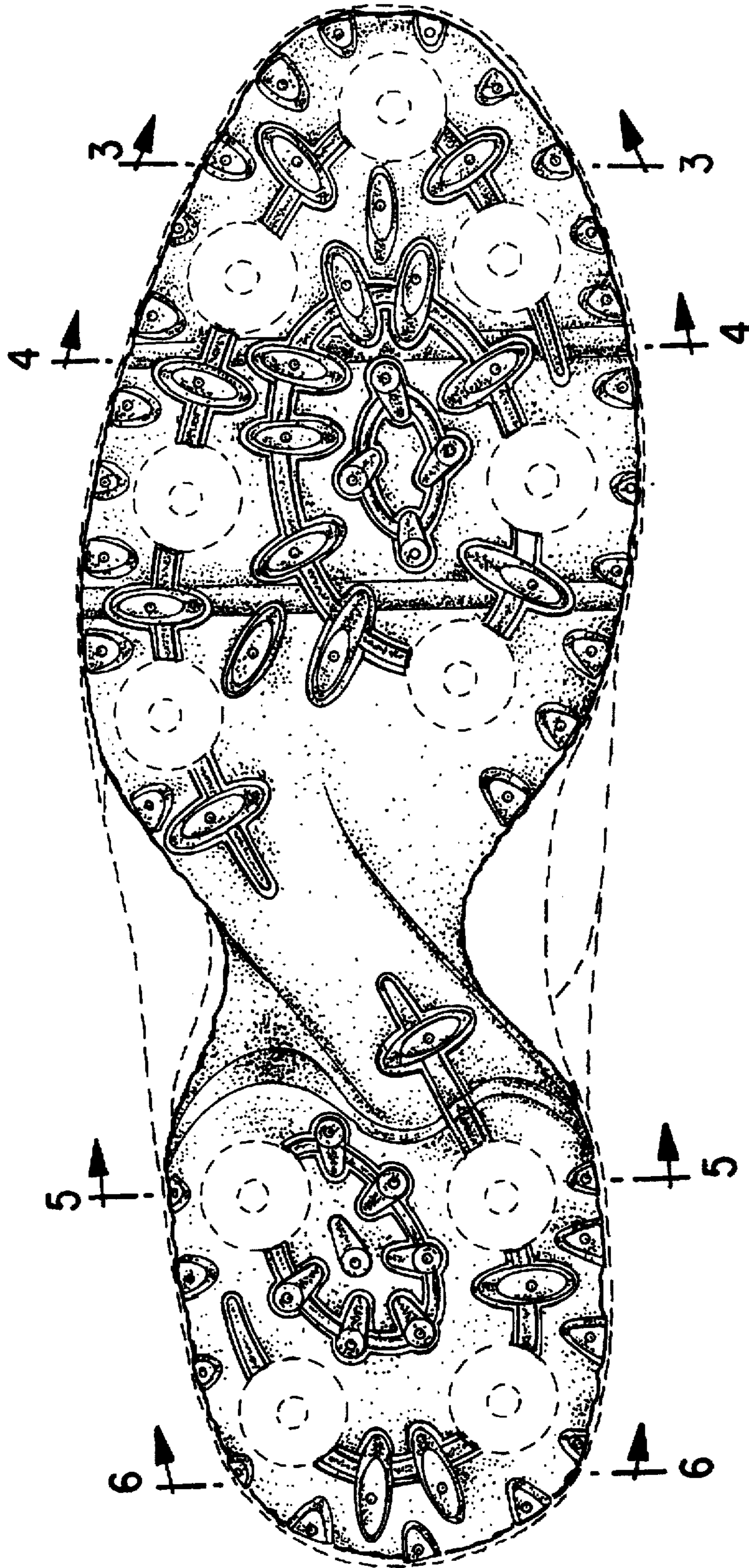


FIG. 2



FIG. 3



FIG. 4



FIG. 5



FIG. 6