



US00D394938S

# United States Patent [19]

## Lupo

[11] Patent Number: **Des. 394,938**

[45] Date of Patent: **\*\*Jun. 9, 1998**

- [54] **PORTION OF A SHOE OUTSOLE**
- [75] Inventor: **Bo Lupo**, Beaverton, Oreg.
- [73] Assignee: **Nike, Inc.**, Beaverton, Oreg.
- [\*\*] Term: **14 Years**
- [21] Appl. No.: **67,890**
- [22] Filed: **Mar. 13, 1997**
- [51] **LOC (6) Cl.** ..... **02-04**
- [52] **U.S. Cl.** ..... **D2/954; D2/957**
- [58] **Field of Search** ..... **D2/947-960; 36/25 R. 36/28, 30 R. 31, 32 R. 32 A, 83, 114, 59 C**

D. 385,093 10/1997 Cass ..... D2/957  
2,394,454 2/1946 Kappeler .

### FOREIGN PATENT DOCUMENTS

1232265 5/1971 United Kingdom .

### OTHER PUBLICATIONS

Nike Holiday 1997 Footwear Catalog, pp. 216, 239, published Mar. 1997.

Nike Fall 1997 Footwear Catalog, pp. 40, 45, 214, published Dec. 1996.

Nike Late Spring 1997 Footwear Catalog, p. 45, published Sep. 1996.

*Primary Examiner*—Doris V. Coles  
*Attorney, Agent, or Firm*—Banner & Witcoff, Ltd.

### [56] References Cited

#### U.S. PATENT DOCUMENTS

- D. 281,642 12/1985 Fuzita .
- D. 294,768 3/1988 Famolare, Jr. .
- D. 319,341 8/1991 Shrive .
- D. 321,425 11/1991 Mitsui .
- D. 321,973 12/1991 Hatfield ..... D2/954
- D. 324,449 3/1992 Hatfield ..... D2/954
- D. 326,015 5/1992 Kayano .
- D. 328,969 9/1992 Kayano .
- D. 339,454 9/1993 Hatfield ..... D2/954
- D. 342,825 1/1994 McDonald ..... D2/954
- D. 344,172 2/1994 Dolinsky .
- D. 346,687 5/1994 Kayano et al. .
- D. 350,641 9/1994 Kayano et al. .
- D. 356,666 3/1995 Ueda .
- D. 356,667 3/1995 Shimizu et al. .
- D. 371,893 7/1996 Kayano et al. .

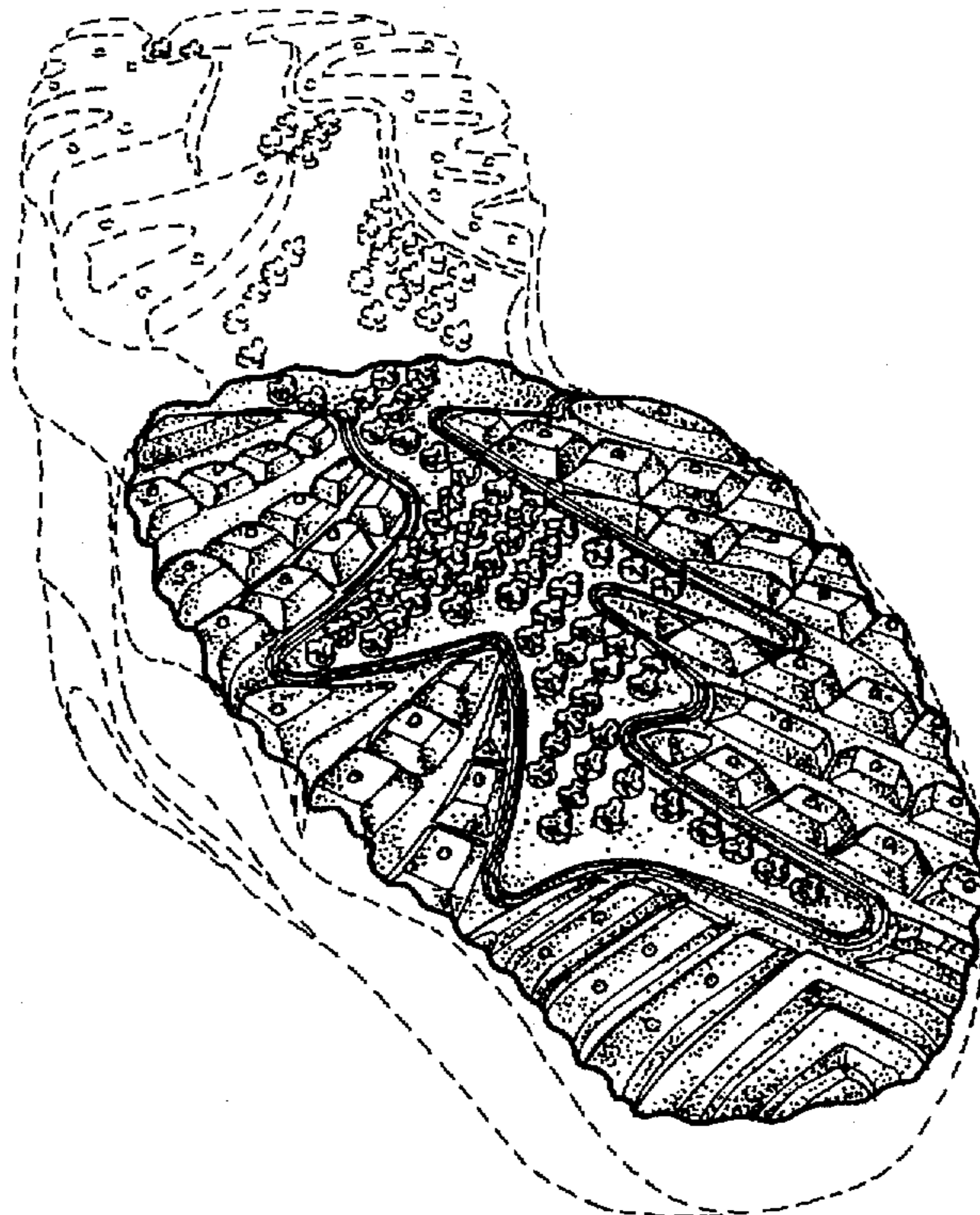
### [57] CLAIM

The ornamental design for a portion of a shoe outsole, as shown and described.

### DESCRIPTION

FIG. 1 is a lower perspective view of a portion of a shoe outsole showing my new design; FIG. 2 is a bottom plan view thereof; FIG. 3 is a profile view taken along line 3—3 of FIG. 2; FIG. 4 is a profile view taken along line 4—4 of FIG. 2; FIG. 5 is a profile view taken along line 5—5 of FIG. 2; and, FIG. 6 is a profile view taken along line 6—6 of FIG. 2. The broken line showing of the remainder of the shoe is for illustrative purposes only and forms no part of the claimed design.

**1 Claim, 3 Drawing Sheets**



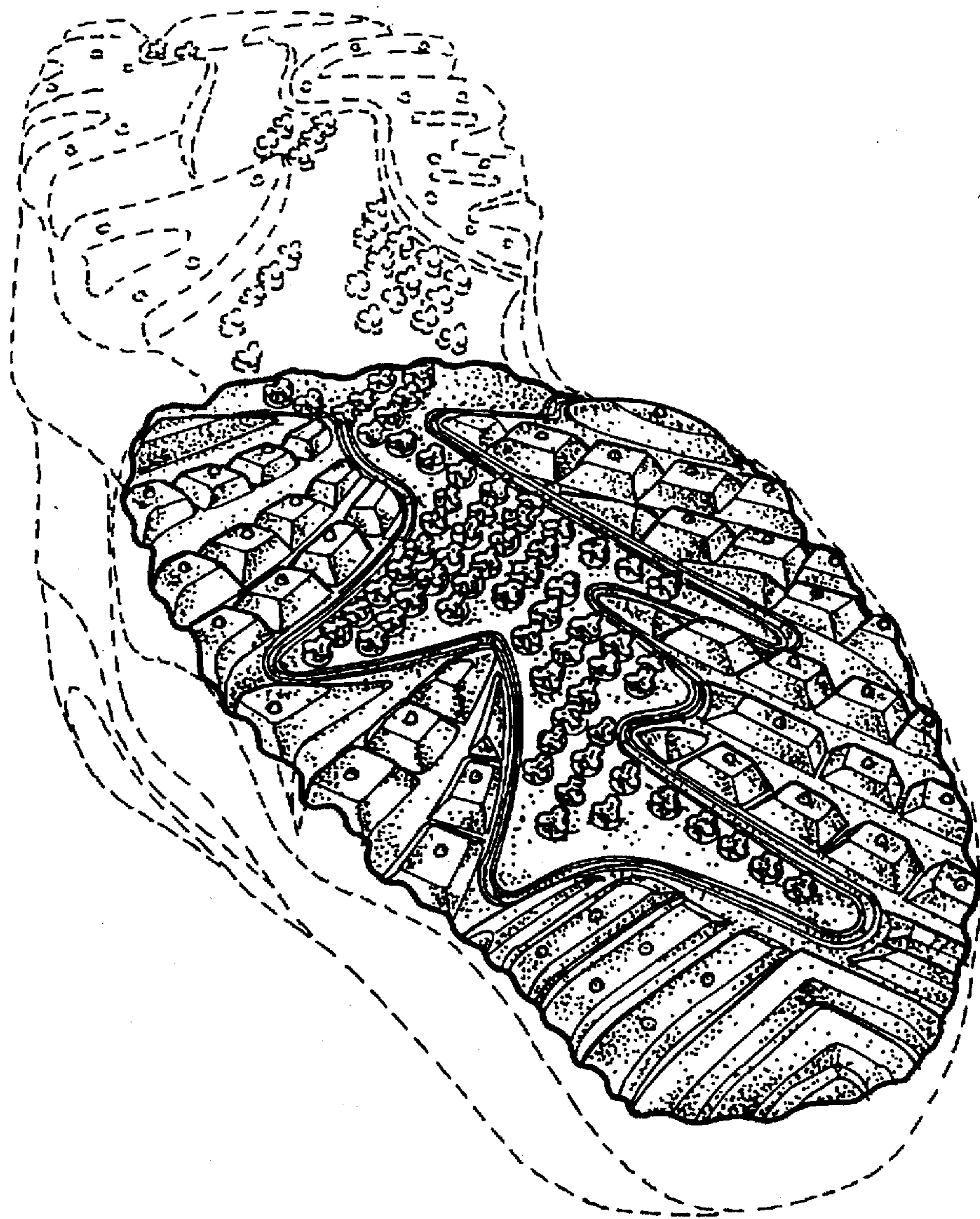


FIG. 1



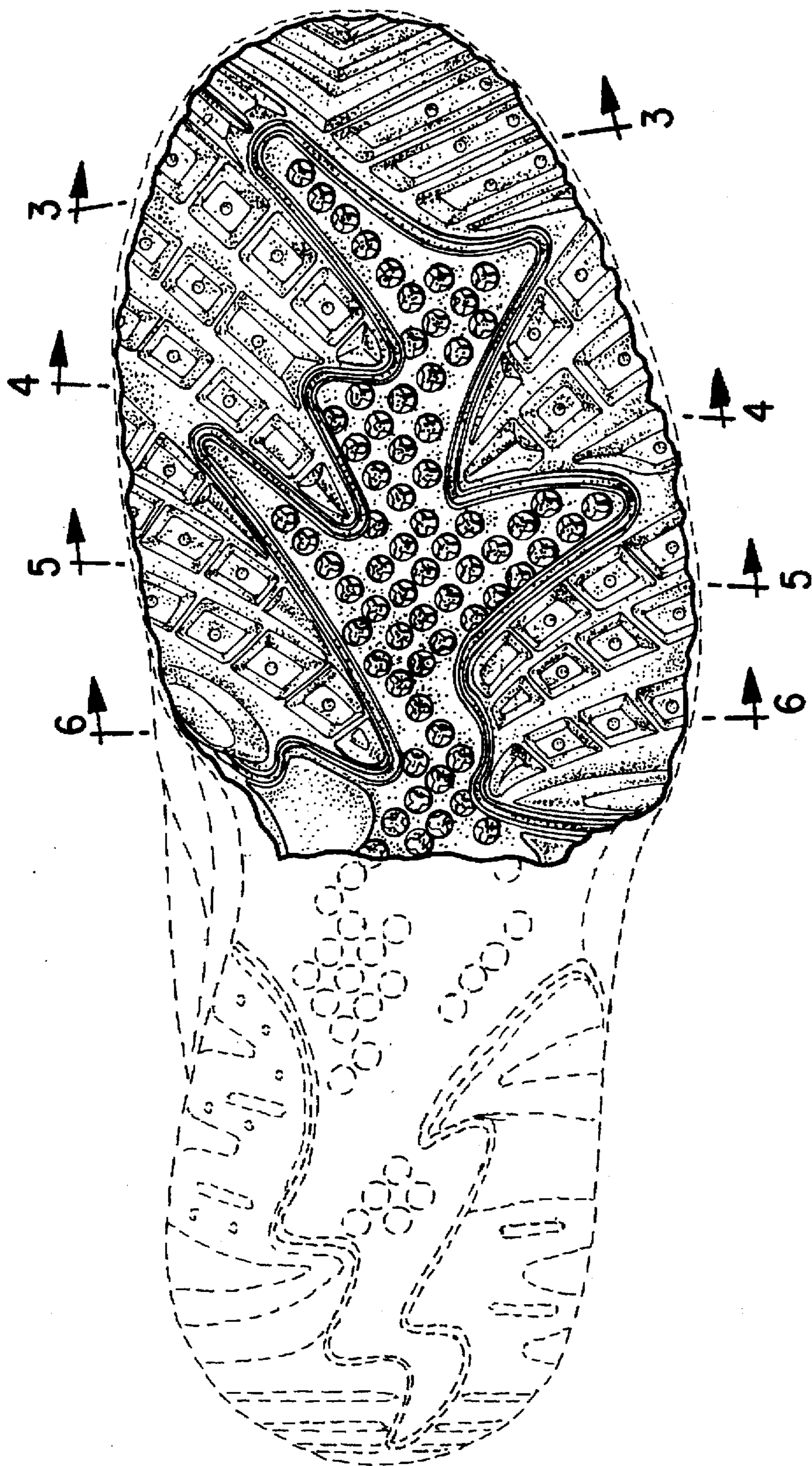


FIG. 2



FIG. 3



FIG. 4



FIG. 5



FIG. 6