



US00D394922S

# United States Patent [19]

Kohlruss et al.

[11] Patent Number: **Des. 394,922**

[45] Date of Patent: **\*\*Jun. 2, 1998**

[54] **PAD WITH INTEGRATED MICRO-BRISTLES**

[76] Inventors: **Gregor Kohlruss**,  
Pater-Eugen-Breitenstein-Str.1, 46325  
Borken; **Ulrich Lersch**, Rustr. 10,  
50259 Pulheim; **Hubert Wiesner**,  
Grüner Weg 21, 46354 Südlohn, all of  
Germany

[\*\*] Term: **14 Years**

[21] Appl. No.: **56,802**

[22] Filed: **Jul. 9, 1996**

[30] **Foreign Application Priority Data**

Jan. 10, 1996 [DE] Germany ..... M 96 00 157.7

[51] LOC (6) CL ..... **08-99**

[52] U.S. Cl. .... **D32/35; D32/40**

[58] Field of Search ..... **D32/35, 40; D8/90;  
D28/63; 15/208, 209.1**

[56] **References Cited**

**U.S. PATENT DOCUMENTS**

D. 355,105 2/1995 Nemazi ..... D32/40 X

879,619	2/1908	Foote .....	15/208
4,741,941	5/1988	Englebert et al. ....	15/209.1 X
4,888,229	12/1989	Paley et al. ....	15/209.1 X
4,993,099	2/1991	Emura et al. ....	15/209.1 X
5,361,445	11/1994	Giallourakis .....	15/209.1 X

*Primary Examiner*—James Gandy  
*Assistant Examiner*—Cathron B. Matta  
*Attorney, Agent, or Firm*—Collard & Roe, P.C.

[57] **CLAIM**

The ornamental design for a pad with integrated micro-bristles, as shown and described.


**DESCRIPTION**


FIG. 1 is a front elevational view of a pad with integrated micro-bristles showing our new design; and,

FIG. 2 is a front elevational view showing the pad slightly folded to emphasize the presence of bristles.


The rear of the pad forms no part of the claimed design.

**1 Claim, 1 Drawing Sheet**





**FIG. 1**



**FIG. 2**