



US00D394890S

United States Patent [19]
Santarsiero

[11] **Patent Number: Des. 394,890**

[45] **Date of Patent: **Jun. 2, 1998**

[54] **IN-LINE SKATE**

[75] **Inventor: Paul Santarsiero, Avon, Conn.**

[73] **Assignee: Hyde Athletic Industries, Inc.,
Peabody, Mass.**

[**] **Term: 14 Years**

[21] **Appl. No.: 60,966**

[22] **Filed: Oct. 15, 1996**

[51] **LOC (6) Cl. 21-02**

[52] **U.S. Cl. D21/226**

[58] **Field of Search D21/224-230;
D2/904, 946; 280/11.19, 11.2, 11.22, 11.27;
36/115**

[56] **References Cited**

U.S. PATENT DOCUMENTS

D. 50,811 5/1917 Hunold D21/225
D. 50,943 6/1917 Hunold D21/225

D. 346,633 5/1994 Conte D21/226
D. 365,617 12/1995 Chen D21/226
D. 365,866 1/1996 Cheng D21/226
D. 367,693 3/1996 Yow D21/226
D. 376,254 12/1996 Olsen D2/904

Primary Examiner—Raphael Barkai
Attorney, Agent, or Firm—Wolf, Greenfield & Sacks, P.C.

[57] **CLAIM**

The ornamental design for an in-line skate, as shown and described.

DESCRIPTION

FIG. 1 is a perspective view of my new design;
FIG. 2 is a right side plan view thereof;
FIG. 3 is a left side plan view thereof;
FIG. 4 is a front plan view thereof;
FIG. 5 is a rear plan view thereof;
FIG. 6 is a top plan view thereof; and
FIG. 7 is a bottom plan view thereof.

1 Claim, 7 Drawing Sheets



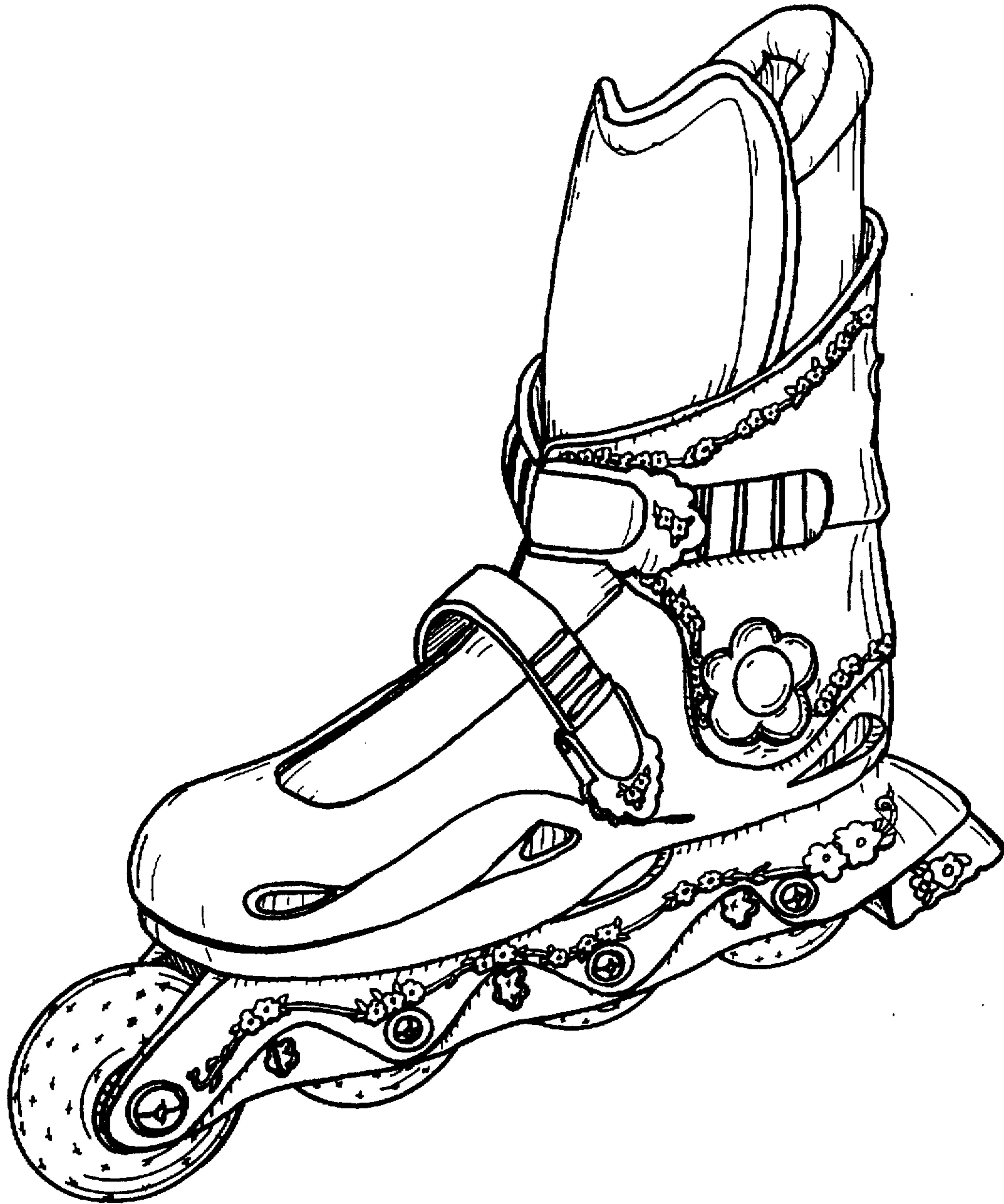


Fig. 1



Fig.2



Fig.3

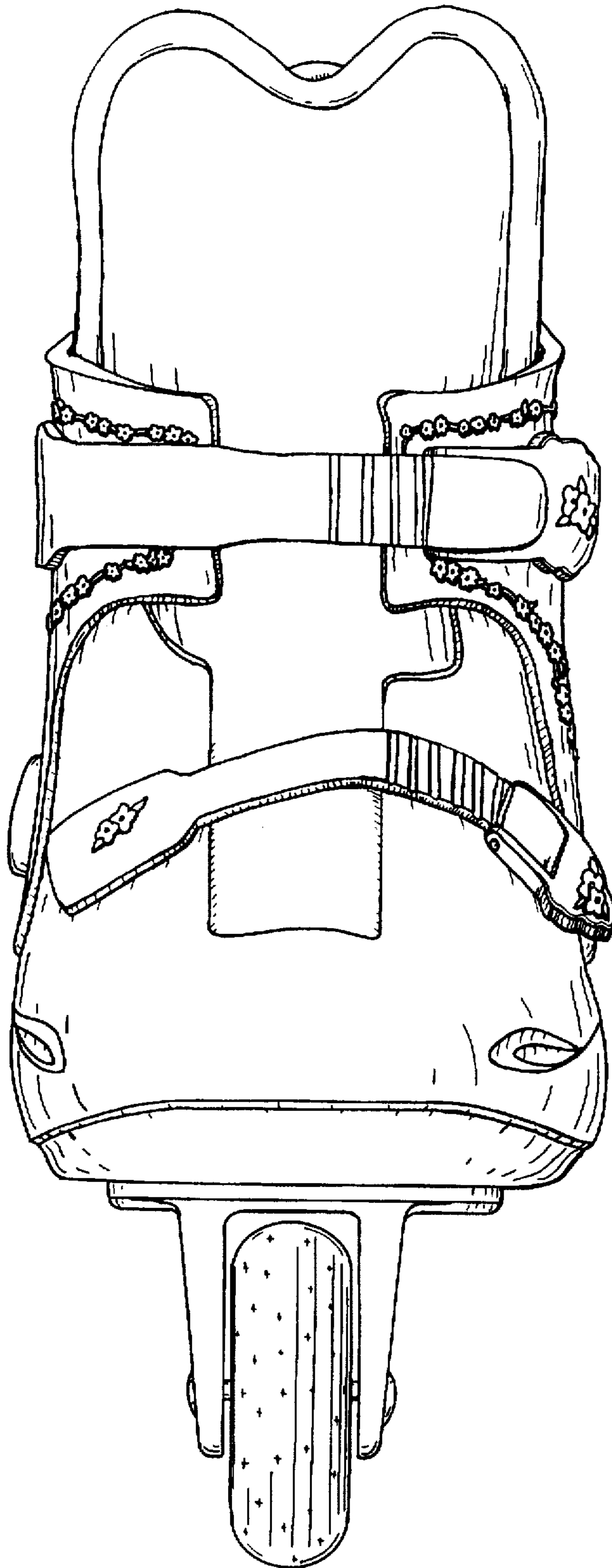


Fig. 4

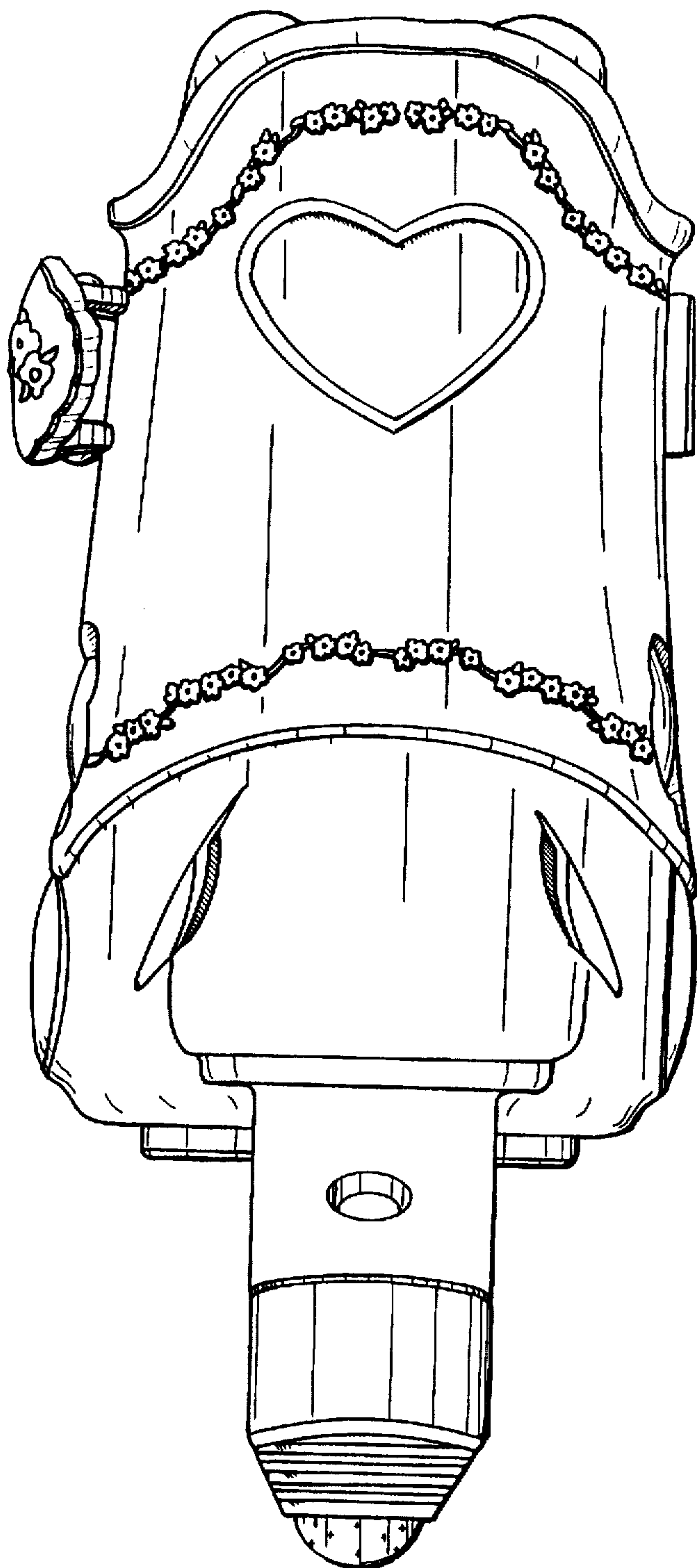


Fig. 5




Fig. 6

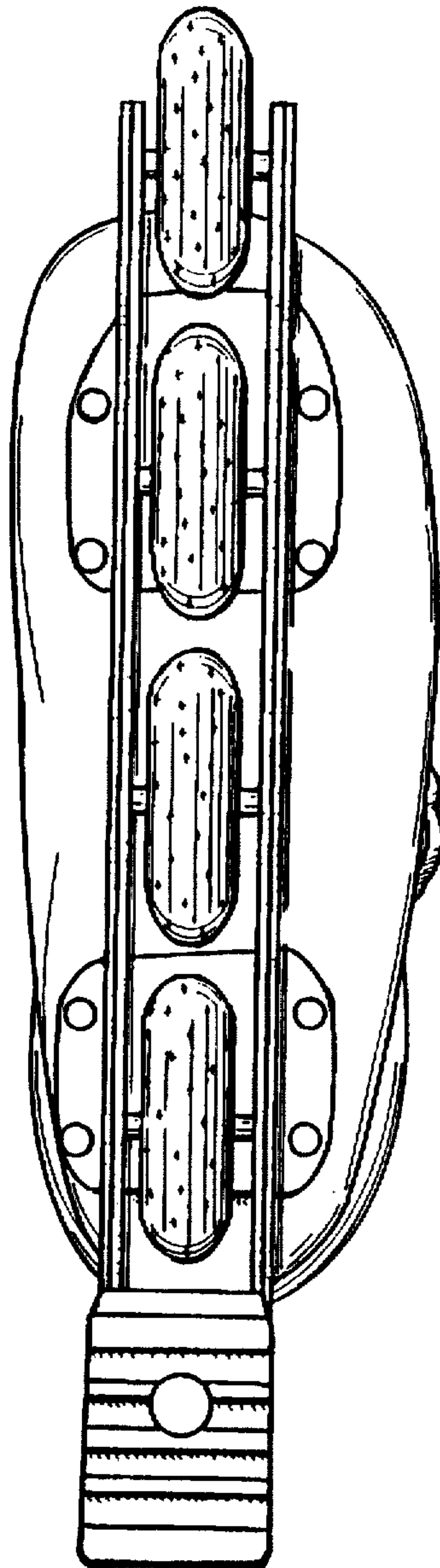


Fig. 7