



US00D394888S

# United States Patent [19]

[11] Patent Number: **Des. 394,888**

**Bottema**

[45] Date of Patent: **\*\*Jun. 2, 1998**

[54] **GOLF PUTTER HEAD**

[75] Inventor: **Robert A. Bottema**, Carlsbad, Calif.

[73] Assignee: **Tommy Armour Golf Company**,  
Morton Grove, Ill.

[\*\*] Term: **14 Years**

[21] Appl. No.: **65,532**

[22] Filed: **Jan. 27, 1997**

**Related U.S. Application Data**

[63] Continuation of Ser. No. 52,491, Jun. 5, 1996, abandoned.

[51] LOC (6) Cl. .... **21-02**

[52] U.S. Cl. .... **D21/217**

[58] Field of Search ..... **D21/217-219;**  
**473/251-256, 340, 341**

[56] **References Cited**

**U.S. PATENT DOCUMENTS**

- D. 270,852 10/1983 Mahaffey et al. .
- D. 281,092 10/1985 Mills .
- D. 320,423 10/1991 Antonious .
- D. 320,830 10/1991 Antonious .
- D. 321,232 10/1991 Antonious .
- D. 324,895 3/1992 Antonious .
- D. 343,667 1/1994 Koehler .
- D. 346,002 4/1994 Collins ..... D21/219
- D. 350,582 9/1994 Miansian et al. .
- D. 356,844 3/1995 Solheim et al. .
- D. 357,291 4/1995 Solheim .
- D. 368,750 4/1996 Izett et al. .... D21/217

**OTHER PUBLICATIONS**

Golf Day; p. 11; Odyssey putters, item b, lower right corner of page, Apr. 1995.

*Primary Examiner*—Ted Shooman

*Assistant Examiner*—Mitchell I. Siegel

*Attorney, Agent, or Firm*—Tilton, Fallon, Lungmus & Chestnut

[57] **CLAIM**

The ornamental design for a golf putter head, as shown and described.

**DESCRIPTION**

FIG. 1 is a perspective view of a golf putter head embodying my new design;

FIG. 2 is a front elevational view of the golf putter head shown in FIG. 1;

FIG. 3 is a heel end elevational view of the golf putter head shown in FIG. 1;

FIG. 4 is a rear elevational view of the golf putter head shown in FIG. 1;

FIG. 5 is a toe end elevational view of the golf putter head shown in FIG. 1;

FIG. 6 is a top plan view of the golf putter head shown in FIG. 1;

FIG. 7 is a bottom plan view of the golf putter head shown in FIG. 1;

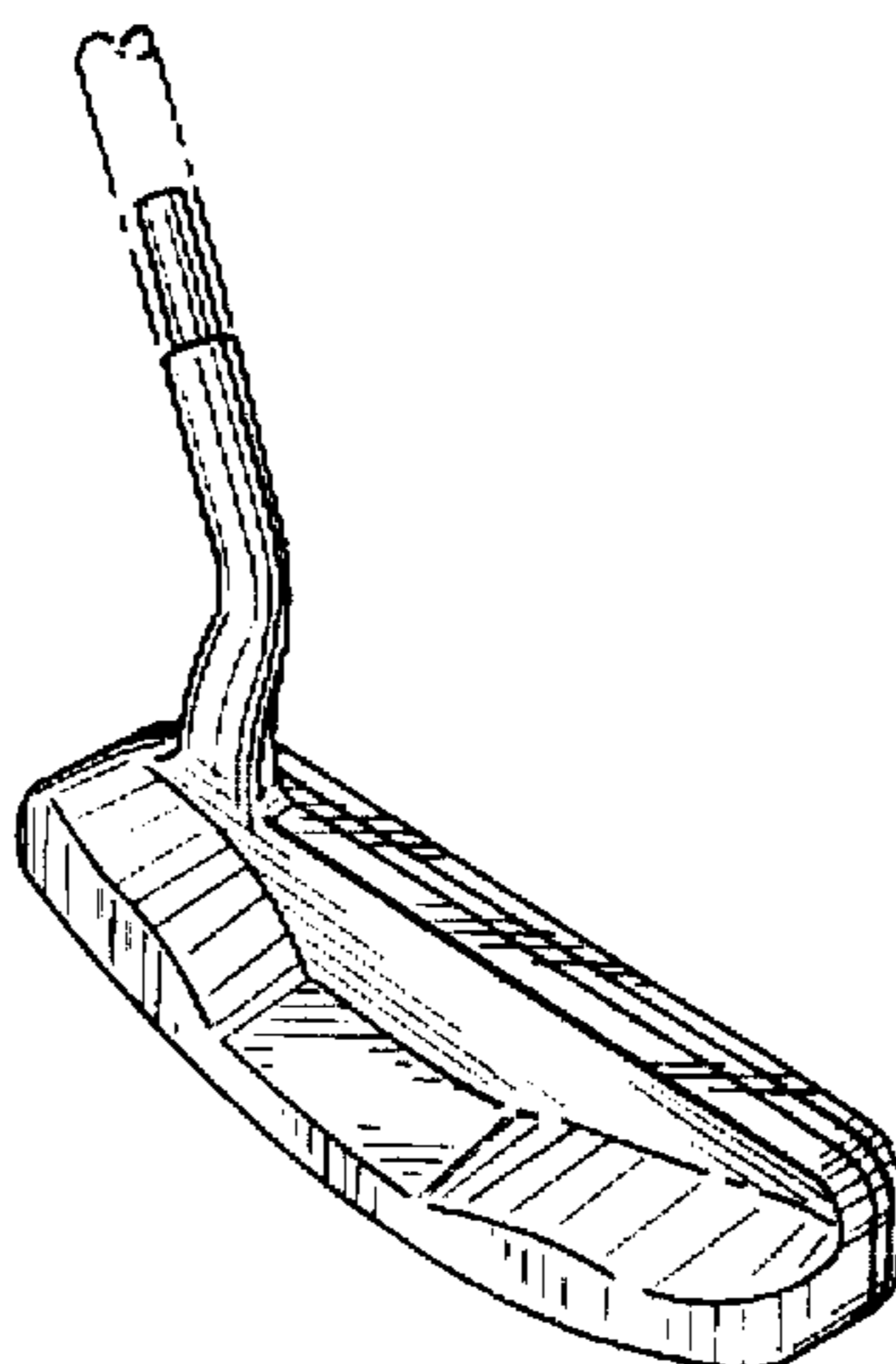
FIG. 8 is a bottom plan view of a second embodiment of the golf club head as disclosed in FIG. 1; and,

FIG. 9 is a bottom plan view of a third embodiment of the golf club head as disclosed in FIG. 1.

The broken line showing of fragmented shaft in FIG. 1 is for illustrative purposes only and forms no part of the claimed design.

The undisclosed sides of the second and third embodiments are identical to those disclosed in FIGS. 1-6.

**1 Claim, 2 Drawing Sheets**



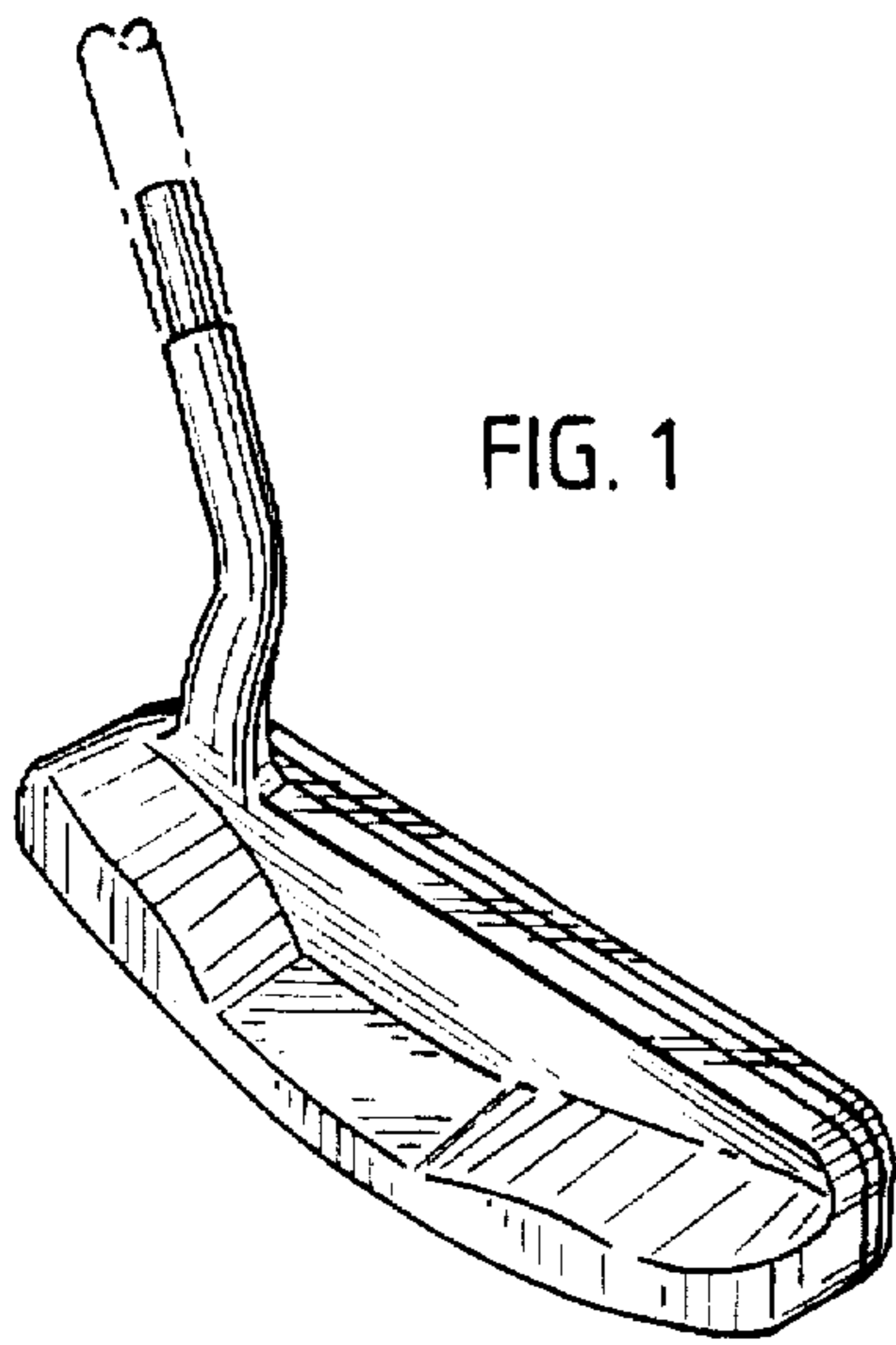


FIG. 1

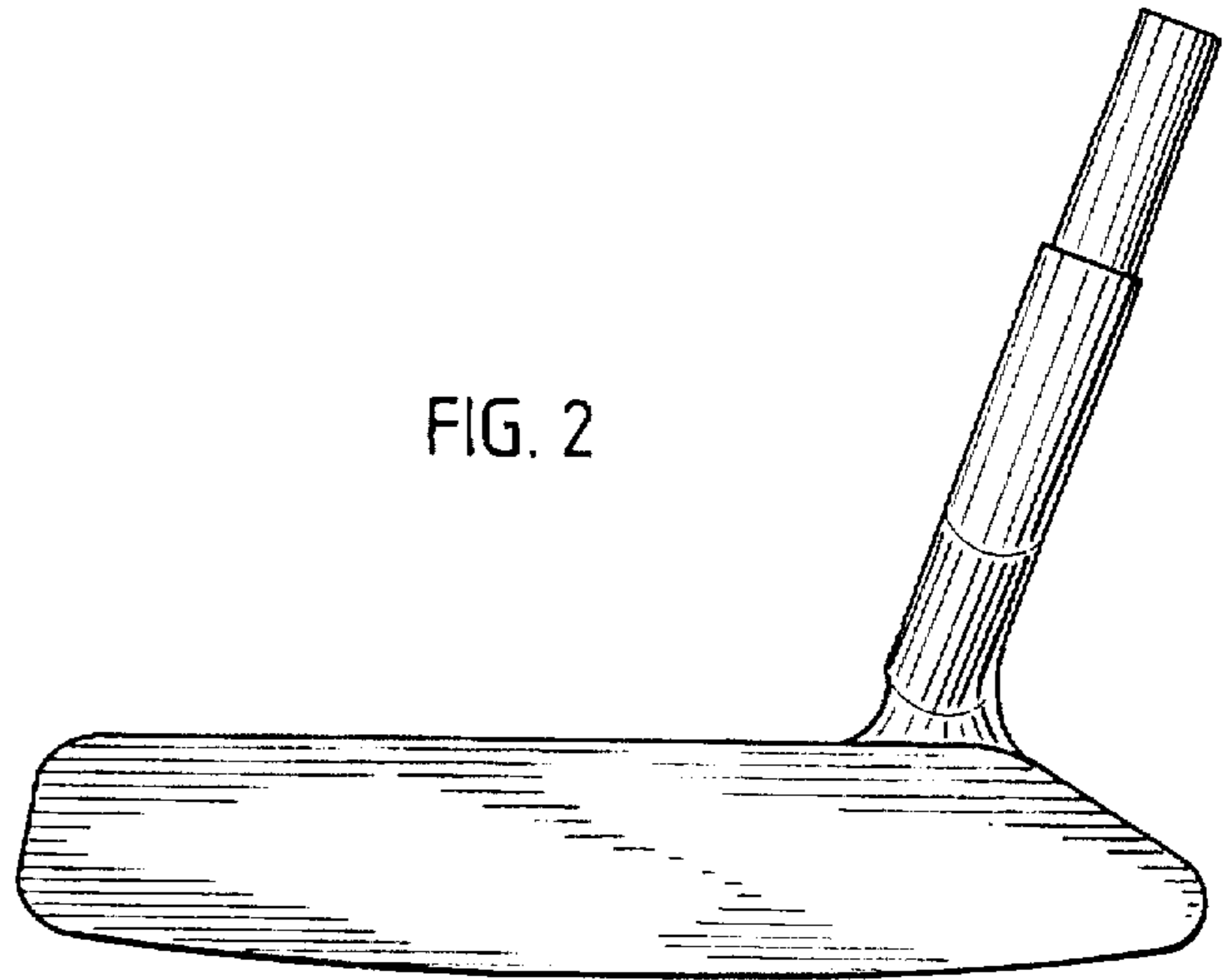


FIG. 2




FIG. 6

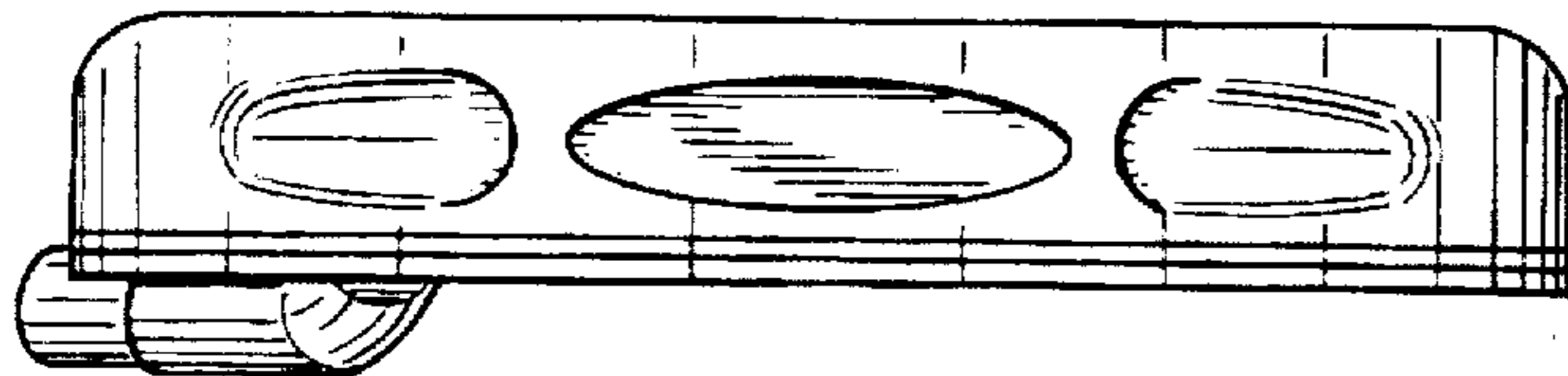


FIG. 7



FIG. 3

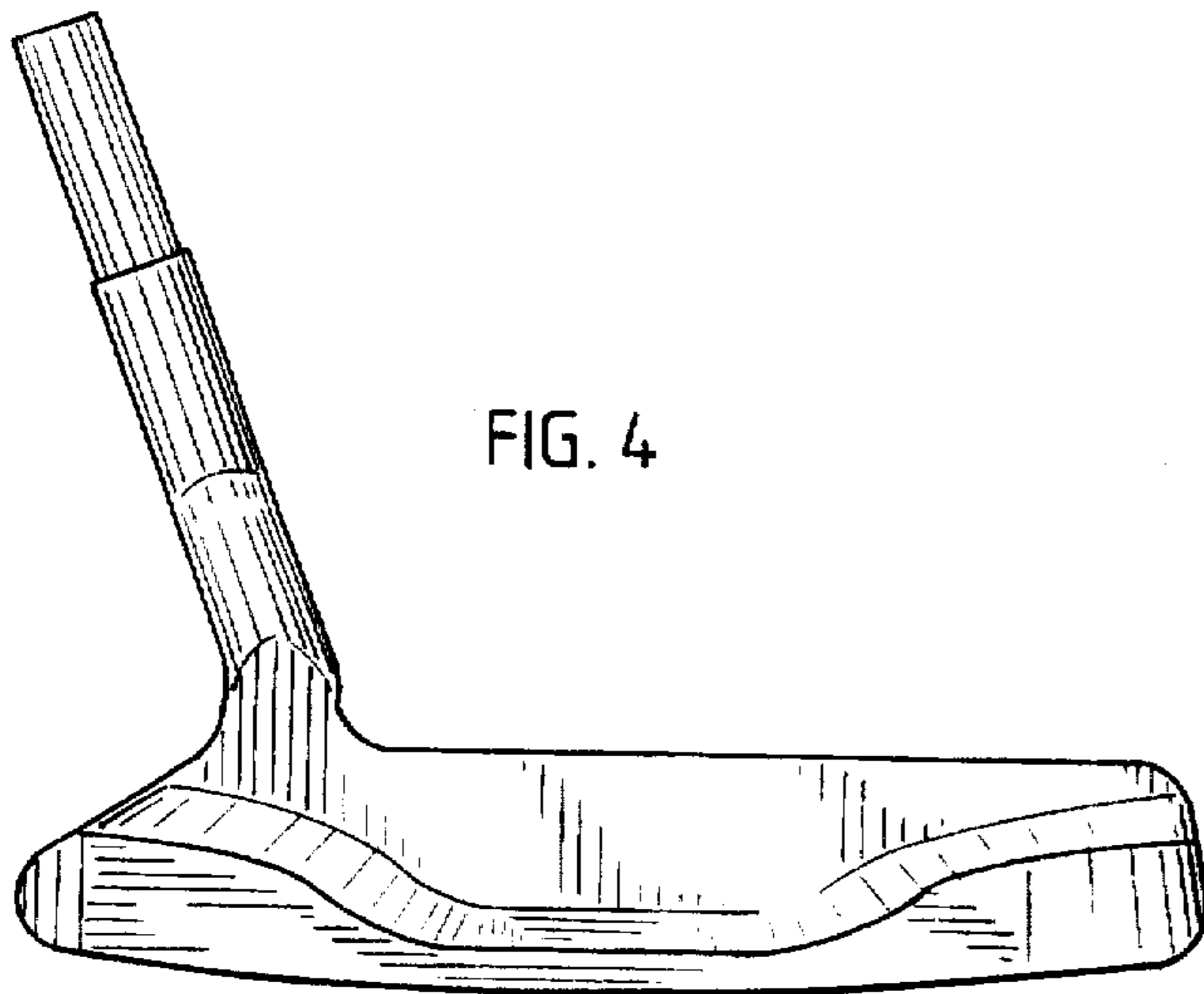


FIG. 4

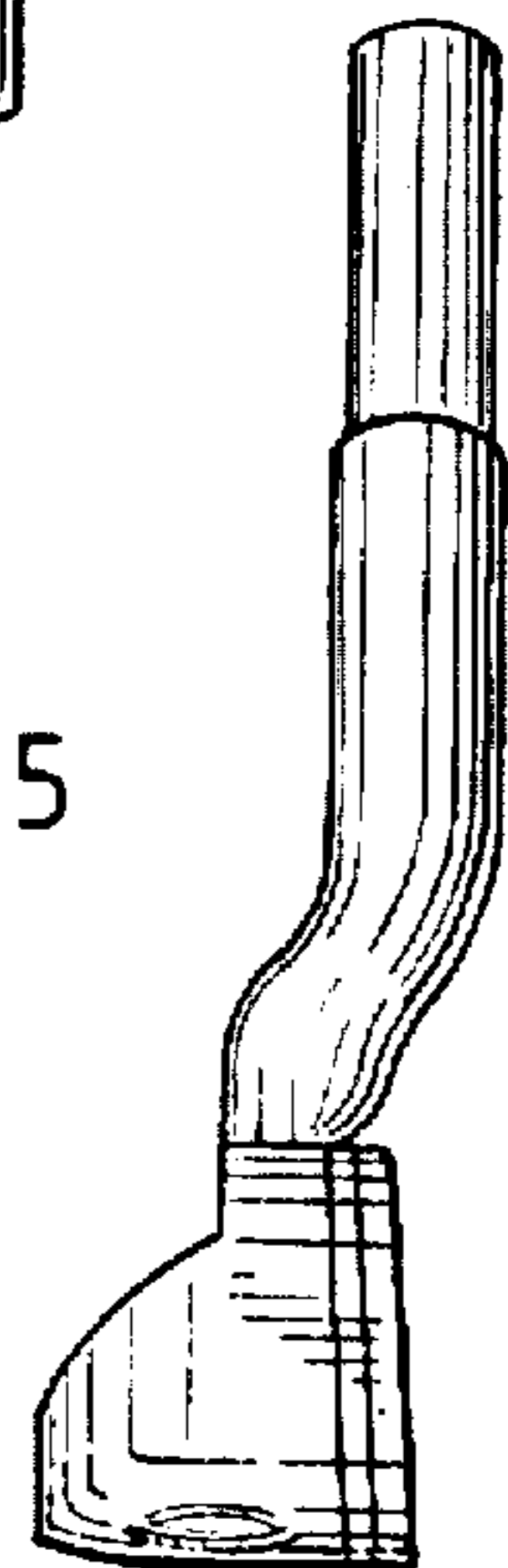


FIG. 5

FIG. 8

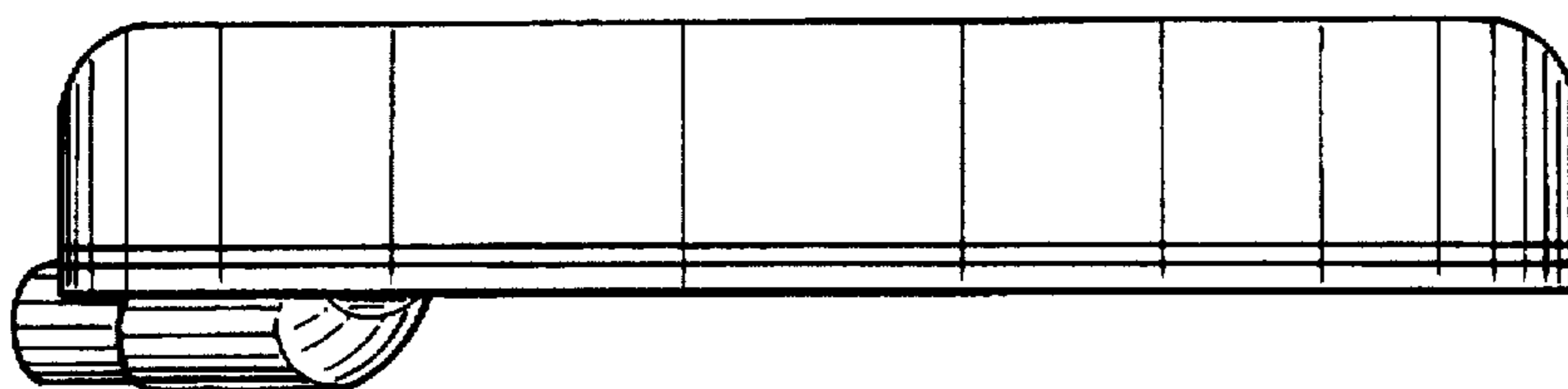


FIG. 9

