



US00D394876S

United States Patent [19]
Chuang

[11] **Patent Number: Des. 394,876**
[45] **Date of Patent: **Jun. 2, 1998**

[54] **COMBINED REFILLABLE ERASER TIPS
AND HOLDER THEREFOR**

[75] **Inventor: Cheng-Hwa Chuang, Taipei, Taiwan**

[73] **Assignee: Pioneer Industrial Corp., Taipei,
Taiwan**

[**] **Term: 14 Years**

[21] **Appl. No.: 72,938**

[22] **Filed: Jun. 26, 1997**

[51] **LOC (6) Cl. 19-06**

[52] **U.S. Cl. D19/53; D19/51; D19/56;
D19/57; D19/65**

[58] **Field of Search D19/35, 36, 41-51,
D19/53, 54-58, 81-85, 99, 100; 401/29-34,
57, 90, 196; 15/184, 194, 210.1, 244.1,
424, 427-434**

[56] **References Cited**

U.S. PATENT DOCUMENTS

- D. 301,202 5/1989 Canet D19/51 X
- D. 325,931 5/1992 Sekiguchi D19/43
- D. 329,253 9/1992 Sekiguchi D19/53 X
- D. 341,623 11/1993 Chuang D19/36
- D. 355,442 2/1995 Chuang D19/53

- 1,080,633 12/1913 Huschl et al. 15/194
- 4,346,495 8/1982 Lin 15/184
- 4,854,761 8/1989 Smith et al. 401/196
- 5,221,152 6/1993 Chuang 401/57
- 5,299,341 4/1994 Wakao 15/210.1

Primary Examiner—Martie Thompson
Attorney, Agent, or Firm—Ladas & Parry

[57] **CLAIM**

The ornamental design for a combined refillable eraser tips and holder therefor, as shown and described.

DESCRIPTION

FIG. 1 is a front elevational view of a combined refillable eraser tips and holder therefor showing my new design;
 FIG. 2 is a right side elevational view, the left side being a mirror image thereof;
 FIG. 3 is a rear elevational view;
 FIG. 4 is a top plan view;
 FIG. 5 is a bottom plan view;
 FIG. 6 is a right front perspective view;
 FIG. 7 is a cross-sectional view taken along line 7—7 in FIG. 1; and,
 FIG. 8 is a cross-sectional view taken along line 8—8 in FIG. 1.

1 Claim, 2 Drawing Sheets

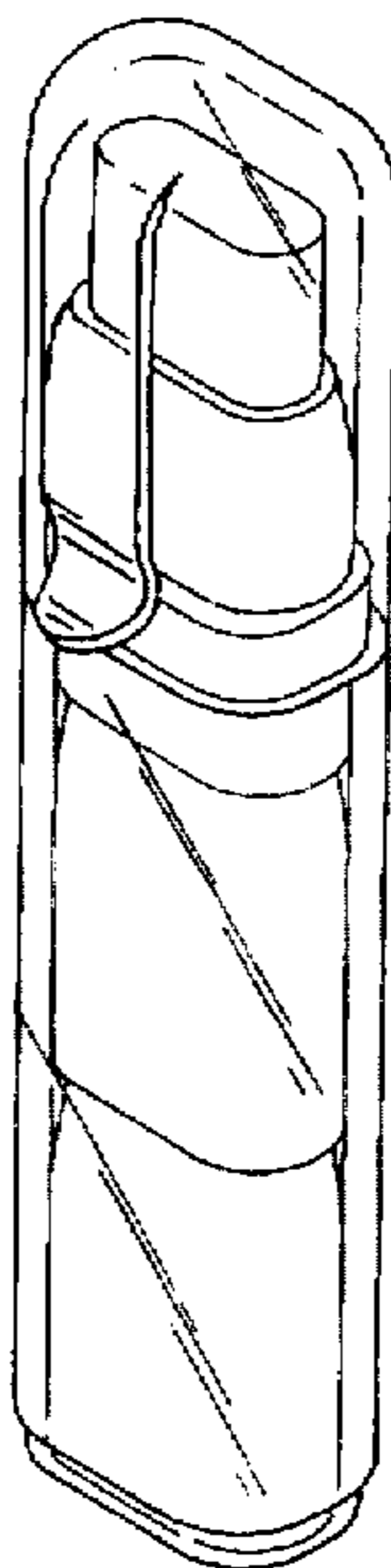


FIG.3

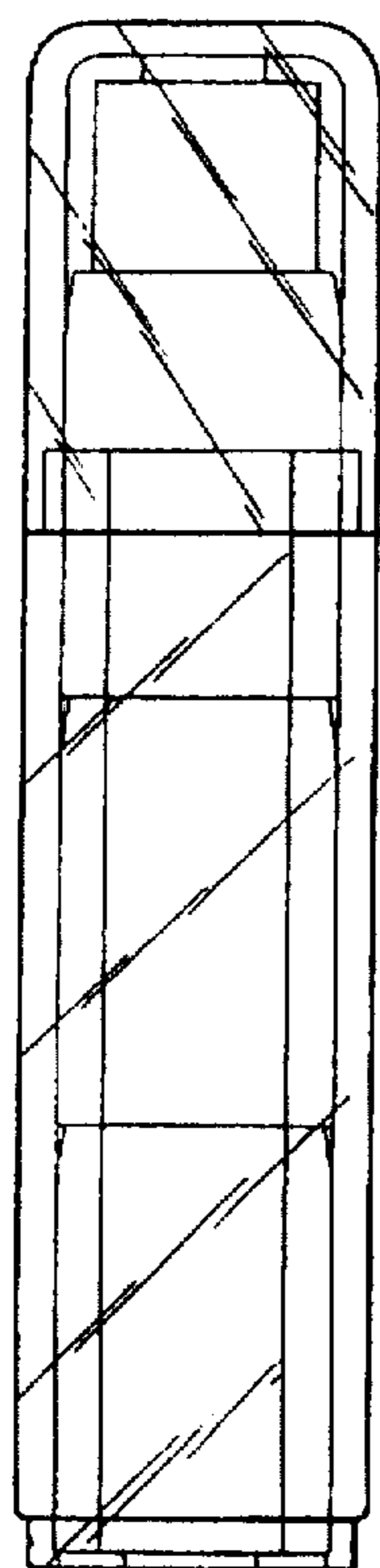


FIG.1

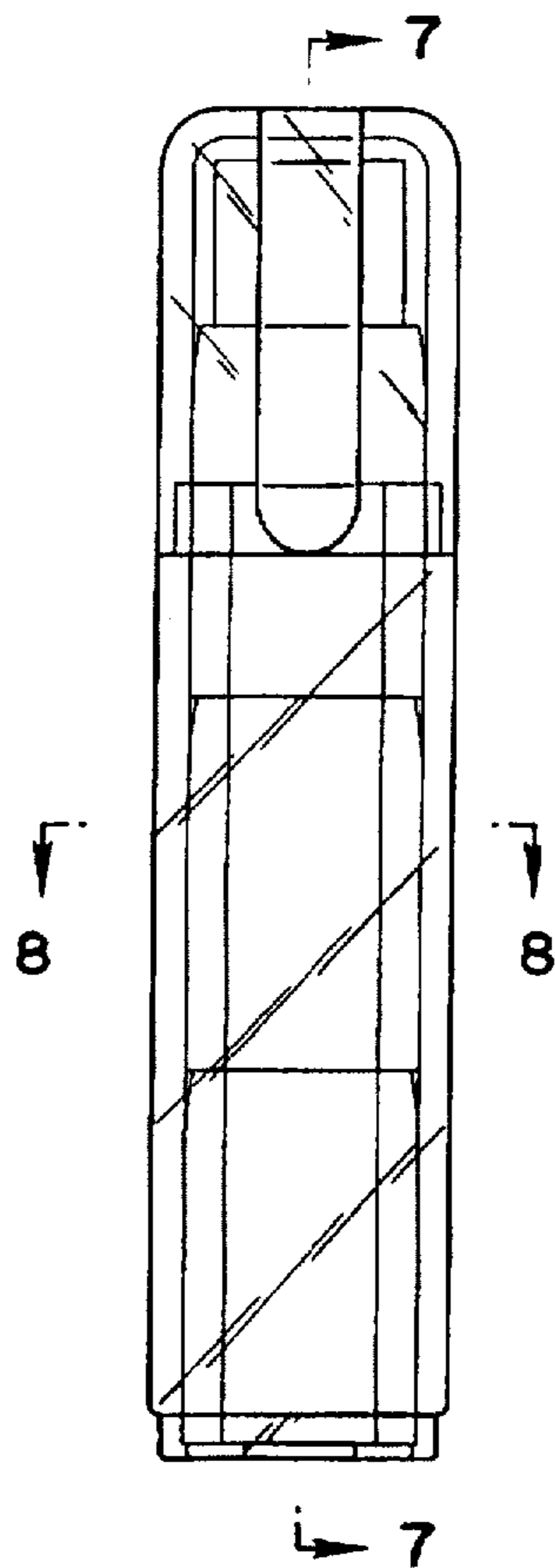


FIG.2

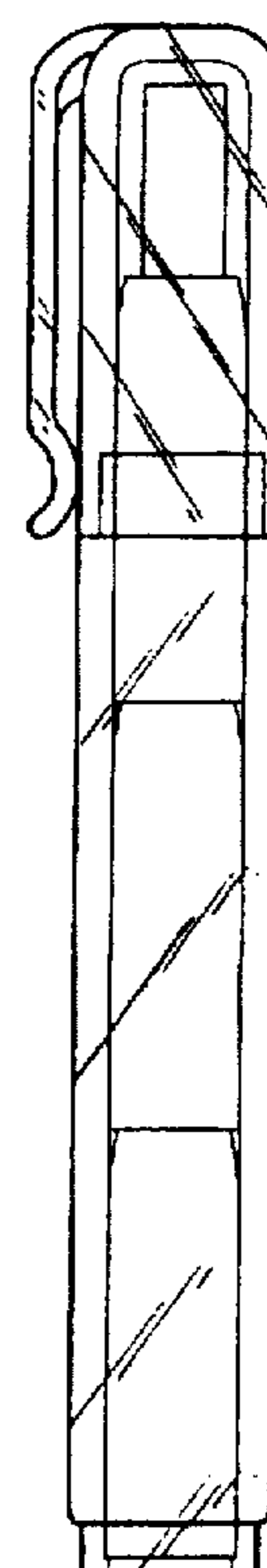


FIG.5

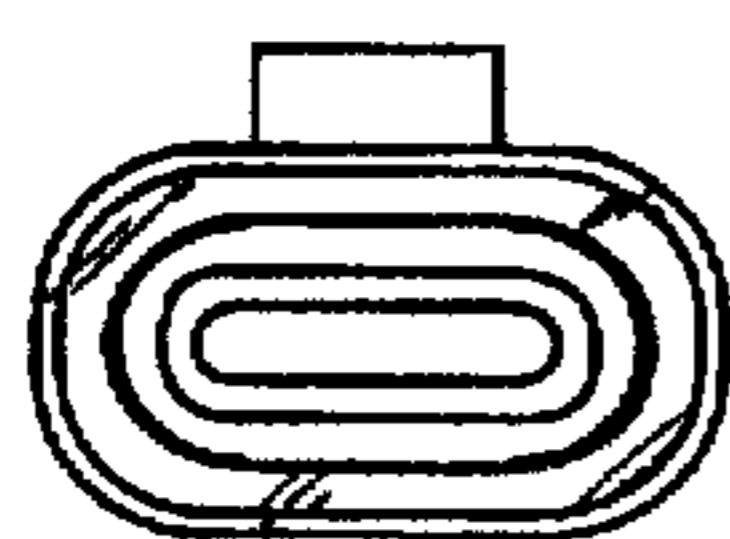


FIG.4

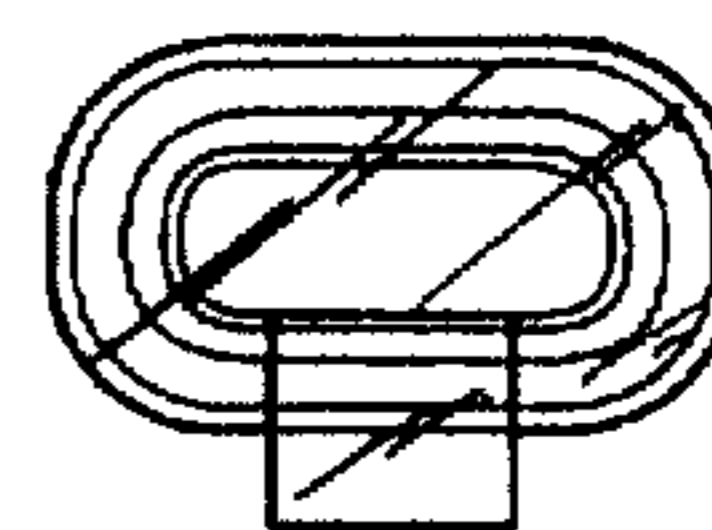


FIG.6

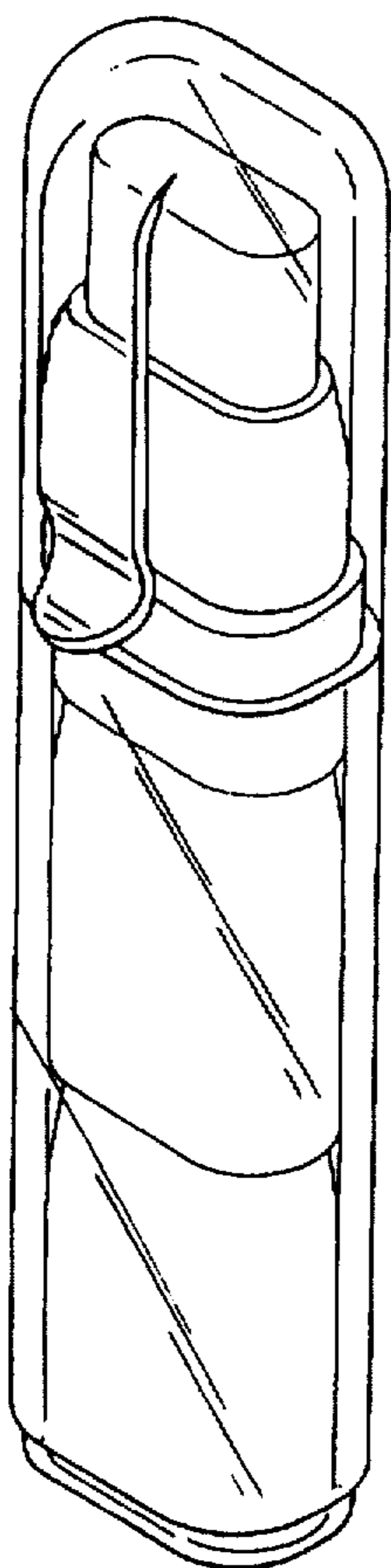


FIG.7

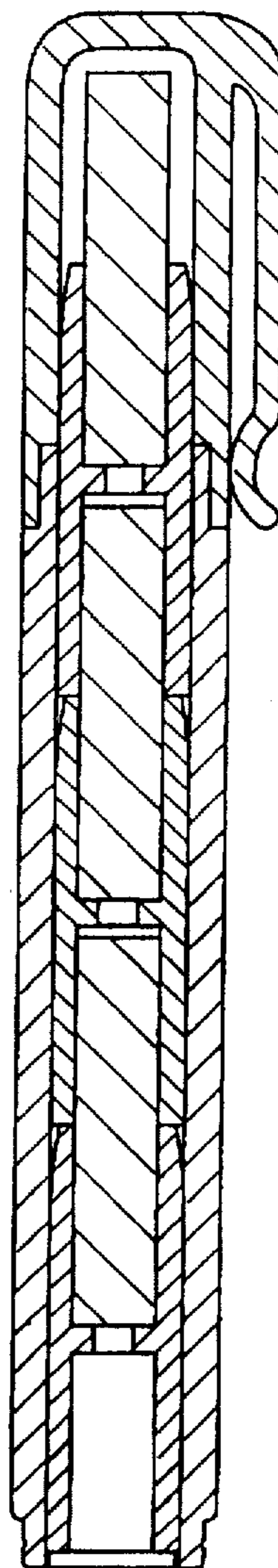


FIG.8

