



US00D394875S

# United States Patent [19]

Izushima

[11] Patent Number: **Des. 394,875**

[45] Date of Patent: **\*\*Jun. 2, 1998**

[54] **WRITING INSTRUMENT**

[75] Inventor: **Hikomichi Izushima**, Kawagoe, Japan

[73] Assignee: **Kotobuki & Co., Ltd.**, Kyoto-Fu, Japan

[\*\*] Term: **14 Years**

[21] Appl. No.: **75,624**

[22] Filed: **Sep. 3, 1997**

[30] **Foreign Application Priority Data**

Mar. 17, 1997 [JP] Japan ..... 9-7583

[51] LOC (6) Cl. .... **19-06**

[52] U.S. Cl. .... **D19/51; D19/41; D19/56**

[58] Field of Search ..... D19/35, 36, 41-51, D19/53-58, 81-85; 401/99, 100, 101, 103, 109, 209

[56] **References Cited**

**U.S. PATENT DOCUMENTS**

- D. 189,735 2/1961 Platt ..... D19/51 X
- D. 258,219 2/1981 Oka ..... D19/49
- D. 269,016 5/1983 Garganese ..... D19/45
- D. 338,039 8/1993 Takahashi ..... D19/51
- D. 346,401 4/1994 Sakuno ..... D19/48

- D. 366,062 1/1996 Takahashi ..... D19/56 X
- D. 377,195 1/1997 Takahashi ..... D19/51
- D. 378,762 4/1997 Kikuchi et al. .... D19/41 X
- 1,807,415 5/1931 France ..... 401/221

*Primary Examiner*—Martie Thompson  
*Attorney, Agent, or Firm*—Whitham, Curtis, Whitham & McGinn

[57] **CLAIM**

The ornamental design for a writing instrument, as shown and described.

**DESCRIPTION**

FIG. 1 is a front elevational view of the writing instrument according to the present invention;  
 FIG. 2 is a right side elevational view of the writing instrument of FIG. 1, the left side being a mirror image of the right side;  
 FIG. 3 is a rear elevational view of the writing instrument of FIG. 1;  
 FIG. 4 is a top plan view of the writing instrument of FIG. 1;  
 FIG. 5 is a bottom plan view of the writing instrument of FIG. 1; and  
 FIG. 6 is a top, right side perspective view of the writing instrument of FIG. 1.

**1 Claim, 1 Drawing Sheet**

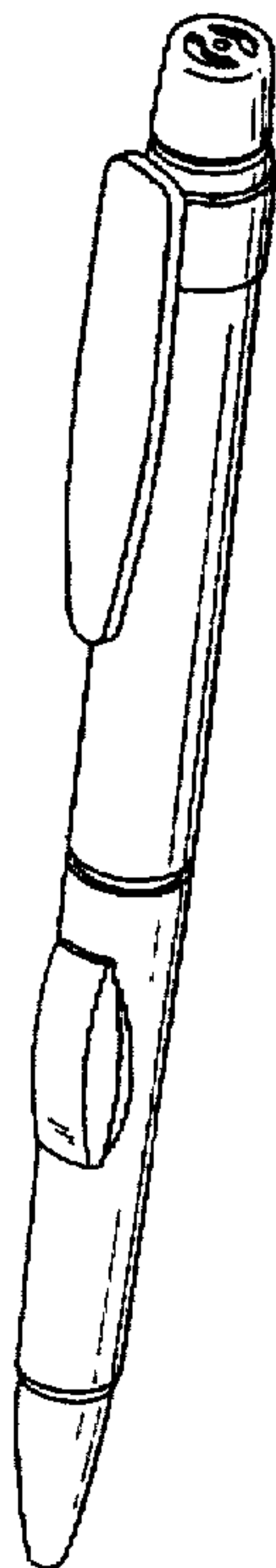


FIG.5



FIG.4



FIG.2

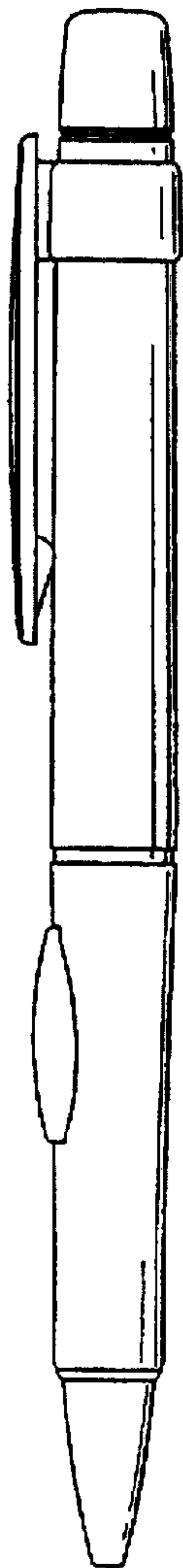


FIG.1




FIG.3




FIG.6

