



US00D394865S

United States Patent [19]
Ronan

[11] **Patent Number:** **Des. 394,865**
[45] **Date of Patent:** ****Jun. 2, 1998**

[54] **TUBE DRIVER FOR HEX SHANK DRILL BIT**

[76] **Inventor:** **John S. Ronan**, 987 E. Commonwealth Ave., San Jacinto, Calif. 92583

[**] **Term:** **14 Years**

[21] **Appl. No.:** **46,260**

[22] **Filed:** **Nov. 9, 1995**

[51] **LOC (6) Cl.** **15-09**

[52] **U.S. Cl.** **D15/140**

[58] **Field of Search** **D8/70, 29; D15/140; 279/65, 74, 76, 43, 37, 193; 408/239 A, 240, 226, 224, 233, 239 R**

[56] **References Cited**

U.S. PATENT DOCUMENTS

D. 333,511	2/1993	Mikiya et al.	D23/262
D. 350,887	9/1994	Sjölander et al.	D8/70
2,337,031	12/1943	Curtis	279/193
2,714,515	8/1955	Faso	408/239 X
2,784,975	3/1957	Dewar	279/37
3,712,753	1/1973	Manzi	408/239 X
4,525,111	6/1985	Gutsche	279/43 X
4,594,036	6/1986	Hogehout	408/240
4,663,999	5/1987	Colvin	279/65 X
4,702,651	10/1987	Kleine	408/240 X
4,722,645	2/1988	Regan	408/239 A
5,147,165	9/1992	Tempest	408/240 X

OTHER PUBLICATIONS

Collets/Collet Chucks; Universal Houdaille Sep. 1984; p. 59.

Primary Examiner—Antoine Duval Davis
Attorney, Agent, or Firm—F. Eugene Logan


[57] **CLAIM**

The ornamental design for a tube driver for hex shank drill bit, as shown and described.

DESCRIPTION

FIG. 1 is a front view of a tube driver for hex shank drill bit showing my new design; the rear view being the mirror image thereof;
FIG. 2 is a top view thereof; the bottom view being the mirror image thereof;
FIG. 3 is a right side elevational view thereof;
FIG. 4 is a left side elevational view thereof;
FIG. 5 is a cross-sectional view taken through line 5—5 of FIG. 1;
FIG. 6 is a cross-sectional view taken through line 6—6 of FIG. 2;
FIG. 7 is a cross-sectional view taken through line 7—7 of FIG. 5; and,
FIG. 8 is a cross-sectional view taken through line 8—8 of FIG. 5.

1 Claim, 2 Drawing Sheets






FIG. 1




FIG. 2

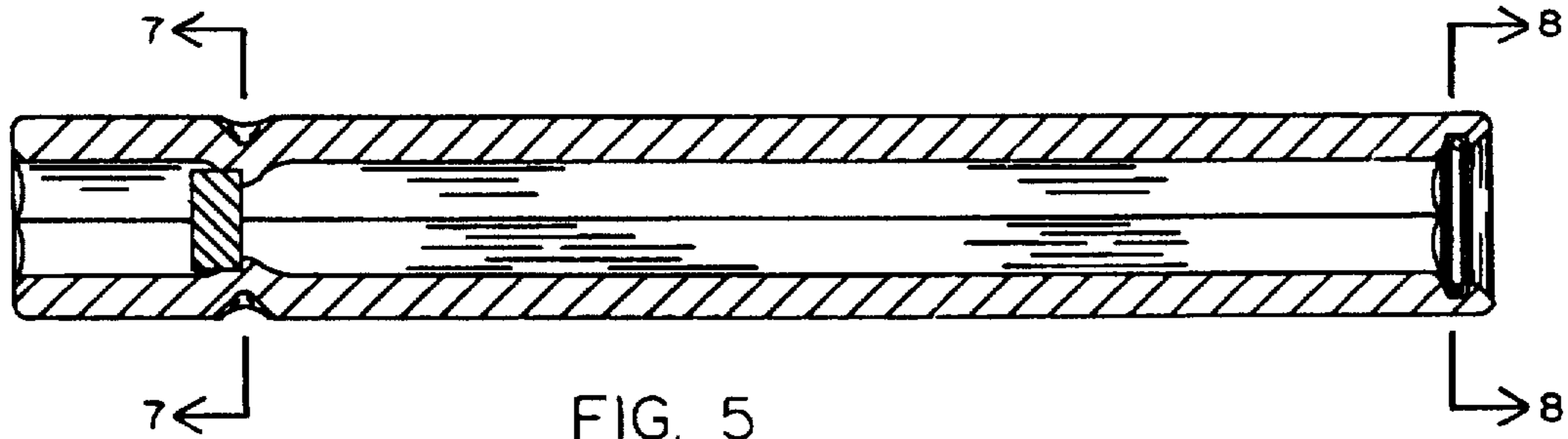


FIG. 5

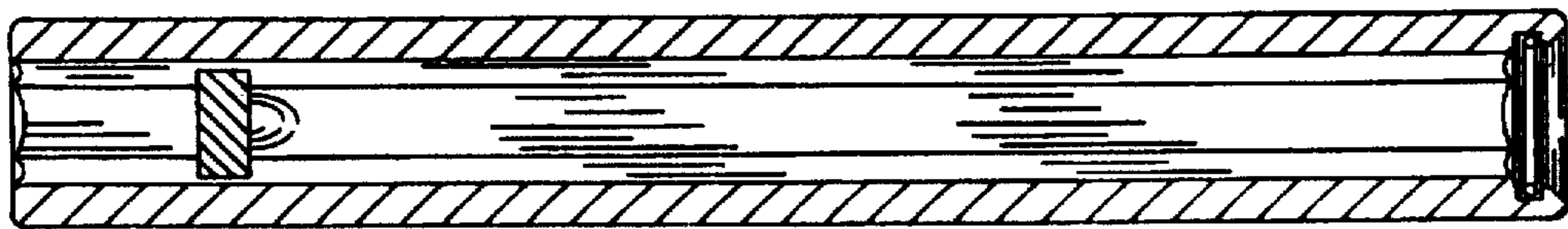


FIG. 6




FIG. 7




FIG. 4



FIG. 3

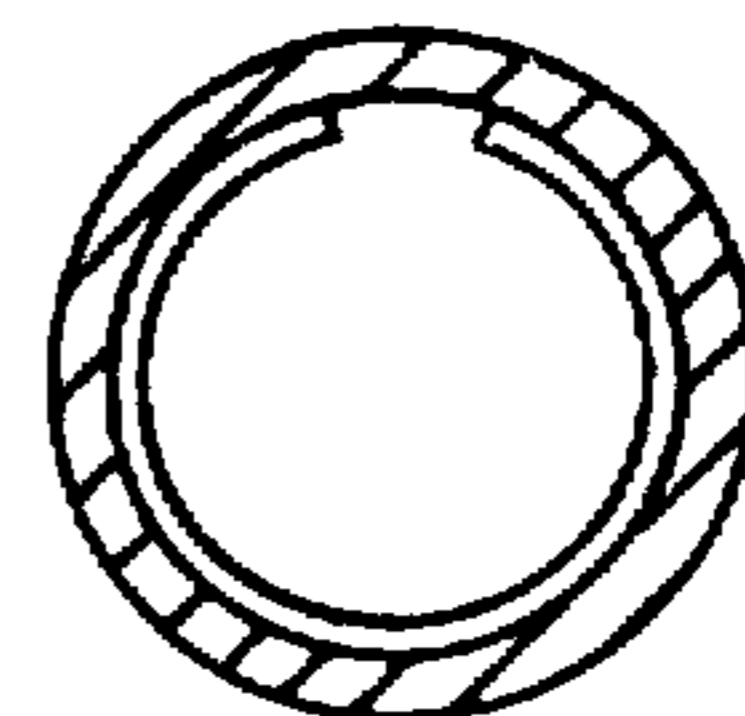


FIG. 8