



US00D394862S

United States Patent [19]
Fischer

[11] **Patent Number: Des. 394,862**
[45] **Date of Patent: **Jun. 2, 1998**

[54] **TELEPHONE HANG-UP CUP**
[76] Inventor: **Roy K. Fischer**, 7641 E. Gray A-1,
Phoenix, Ariz. 85260
[**] Term: **14 Years**
[21] Appl. No.: **66,579**
[22] Filed: **Feb. 18, 1997**
[51] **LOC (6) Cl.** **14-03**
[52] **U.S. Cl.** **D14/253; D8/349**
[58] **Field of Search** **D6/573; D8/71,**
D8/349, 354, 373; D14/140, 142, 149,
251, 252, 253, 240; D3/218; D13/107,
108; 379/446, 454, 455, 419, 428, 440

D. 365,106 12/1995 Haltof D14/253
D. 365,567 12/1995 Cantrell D14/253
D. 367,065 2/1996 Wu D14/251 X
D. 369,359 4/1996 Wright et al. D14/253
D. 375,314 11/1996 Tagliani D8/349 X
D. 376,805 12/1996 Johansson D14/253
5,222,132 6/1993 Rioux, Jr. 379/455

Primary Examiner—Jeffrey Asch
Attorney, Agent, or Firm—H. Gordon Shields

[57] **CLAIM**

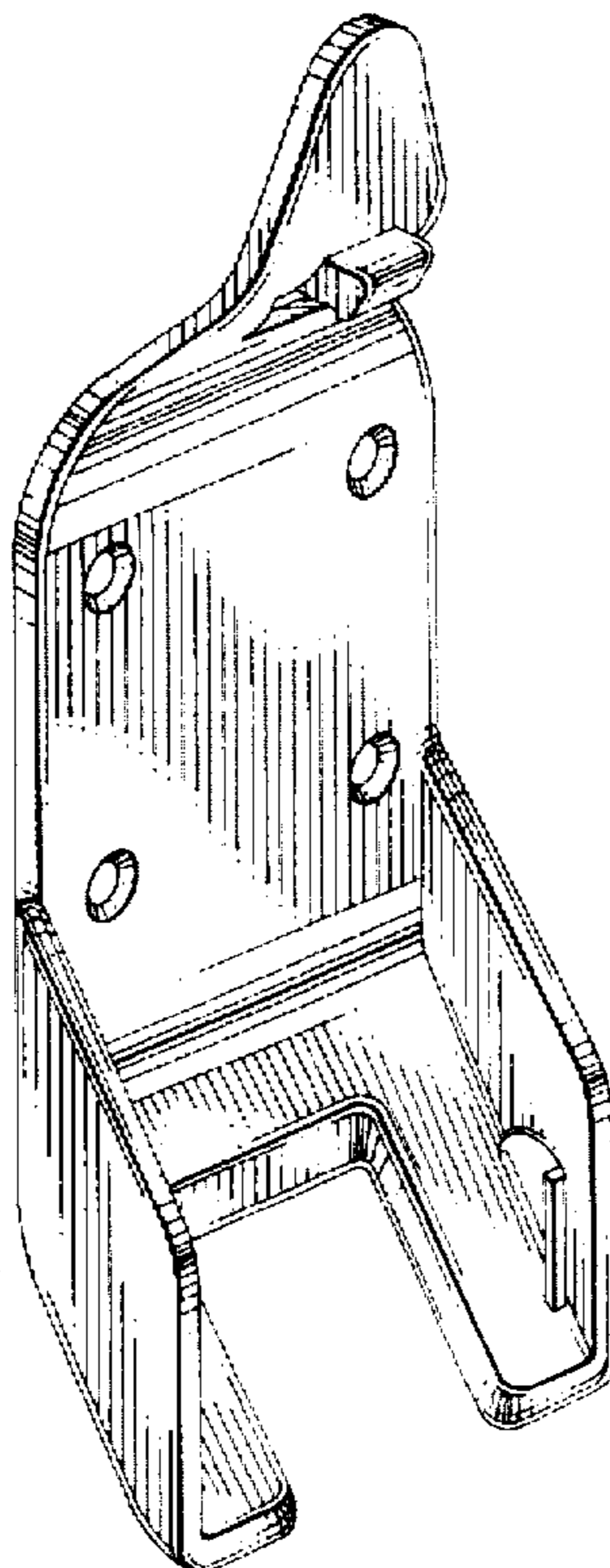
The ornamental design for telephone hang-up cup, as shown and described.

DESCRIPTION

FIG. 1 is an upper right front perspective view illustrating my design;
FIG. 2 is a front view thereof;
FIG. 3 is a side view thereof;
FIG. 4 is a back view thereof;
FIG. 5 is a top view thereof; and,
FIG. 6 is a bottom view thereof.

[56] **References Cited**
U.S. PATENT DOCUMENTS
D. 246,572 12/1977 Walter D8/71 X
D. 306,299 2/1990 Soren et al. D14/253 X
D. 314,173 1/1991 Soren et al. D13/108
D. 320,992 10/1991 Jondelius D14/253
D. 346,275 4/1994 Hayasaka et al. D3/218

1 Claim, 1 Drawing Sheet



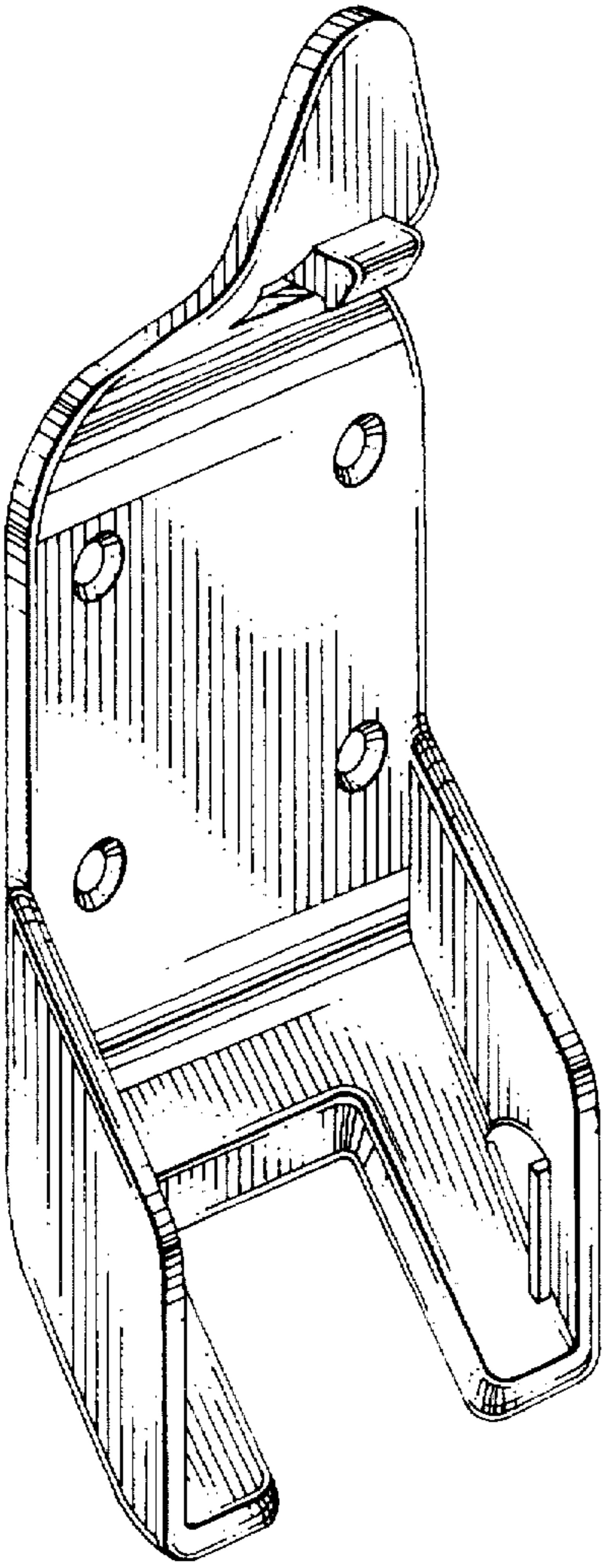


FIG. 1

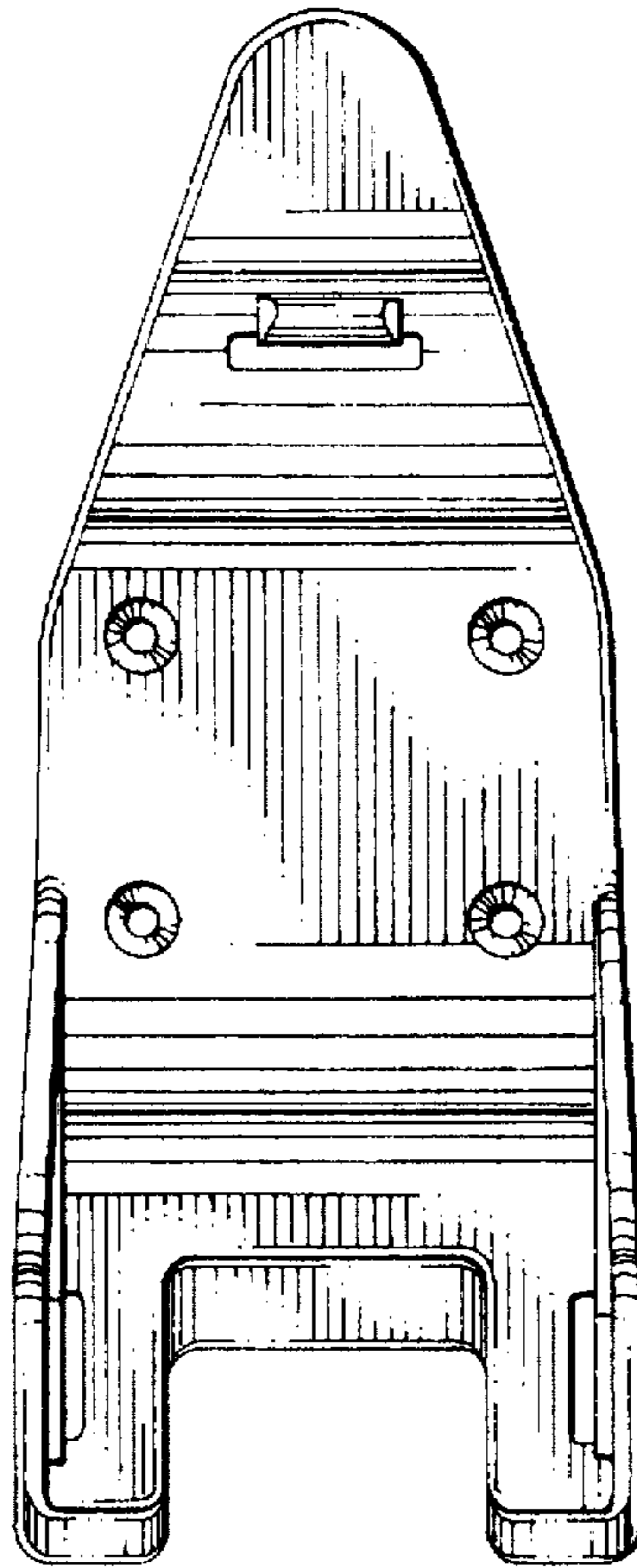


FIG. 2




FIG. 3

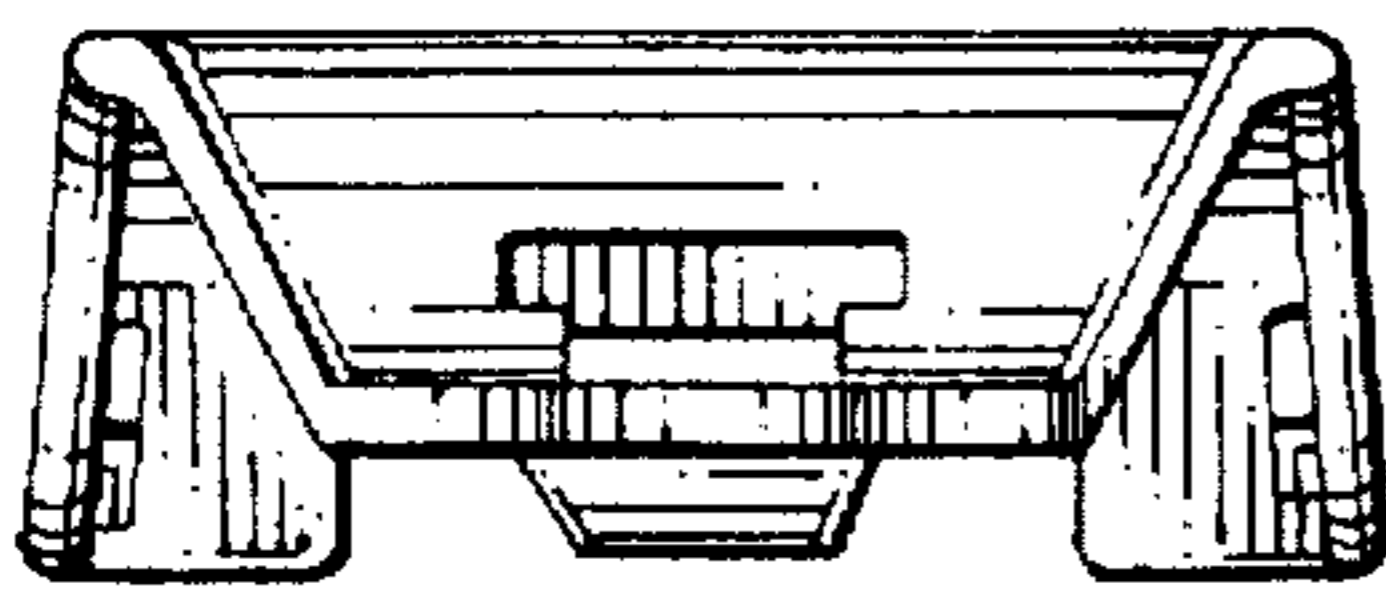


FIG. 5

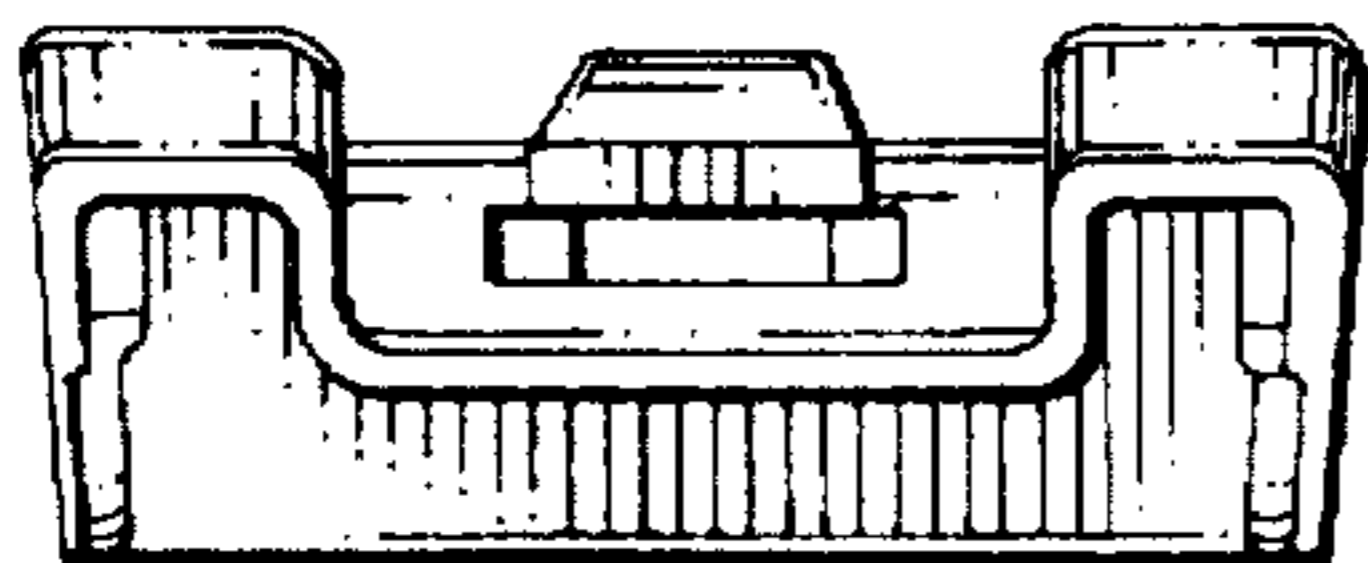


FIG. 6

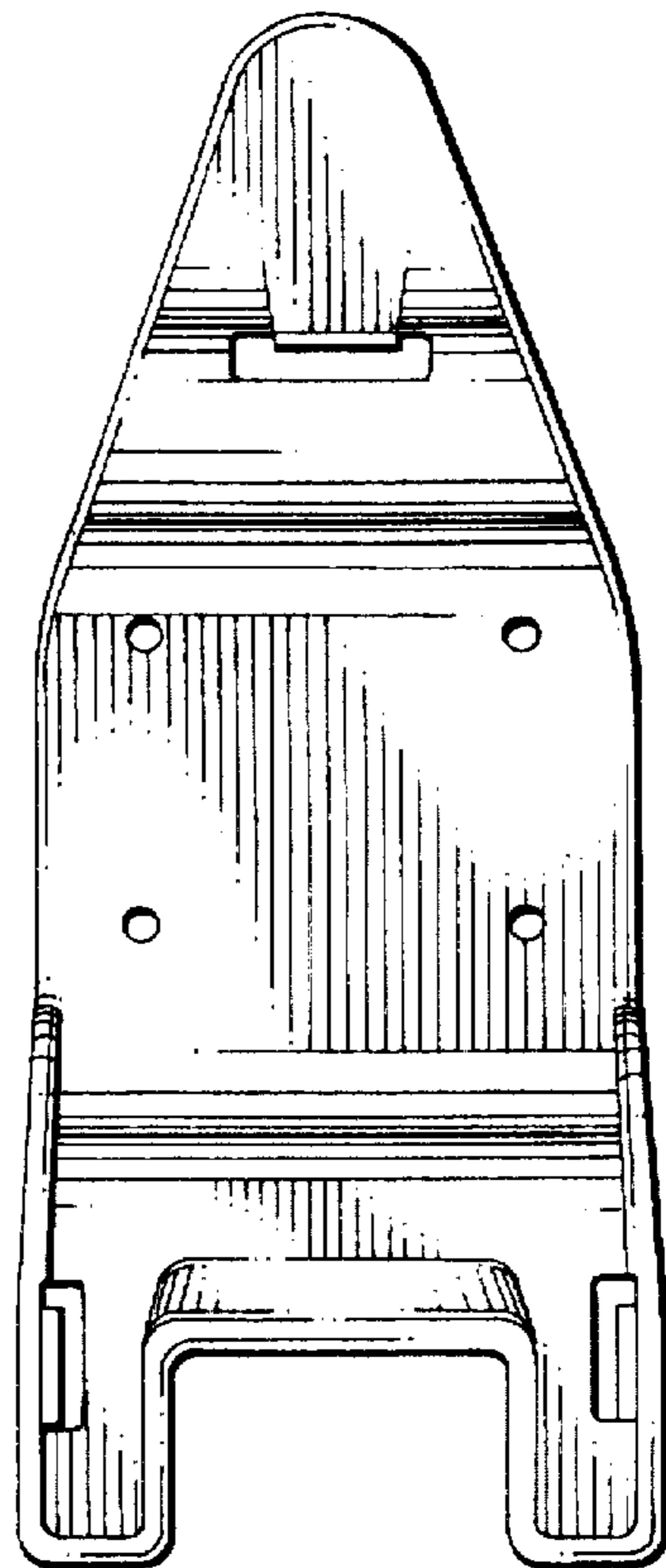


FIG. 4