



US00D394845S

United States Patent [19]

Hirsbrunner et al.

[11] Patent Number: **Des. 394,845**

[45] Date of Patent: ****Jun. 2, 1998**

[54] **FRONT PANEL WITH PERFORATIONS FOR INFRASTRUCTURE EQUIPMENT**

[75] Inventors: **Robert Hirsbrunner**, Fort Worth;
Phillip A. Green, Trophy Club;
William A. Gilbert, Fort Worth, all of Tex.

[73] Assignee: **Motorola, Inc.**, Schaumburg, Ill.

[**] Term: **14 Years**

[21] Appl. No.: **60,179**

[22] Filed: **Sep. 24, 1996**

[51] **LOC (6) Cl.** **13-99**

[52] **U.S. Cl.** **D13/184; D6/492; D14/257**

[58] **Field of Search** **D14/257; D13/177, D13/184; D6/432, 441, 448, 492, 494; 312/213; 455/90, 128; 361/600, 724, 728**

[56] **References Cited**

U.S. PATENT DOCUMENTS

D. 303,655 9/1989 Gonzales et al. D13/184

D. 373,362 9/1996 Kuroiwa et al. D13/184
1,373,825 4/1921 Magin .
1,505,291 8/1924 Schaefer et al. .
3,001,102 9/1961 Stiefel et al. .

Primary Examiner—B. J. Bullock
Attorney, Agent, or Firm—Charles W. Bethards

[57] **CLAIM**

The ornamental design for a “front panel with perforations for infrastructure equipment.” as shown and described.

DESCRIPTION

FIG. 1 is a front elevational view of a “front panel with perforations for infrastructure equipment” showing our new design;


FIG. 2 is a right side elevational view thereof, the side opposite being substantially a mirror image;

FIG. 3 is a bottom plan view thereof; and,

FIG. 4 is a top, right and front isometric view thereof.

The phantom lines in FIGS. 1 and 2 are provided for reference only and form no part of the claimed design.

1 Claim, 2 Drawing Sheets



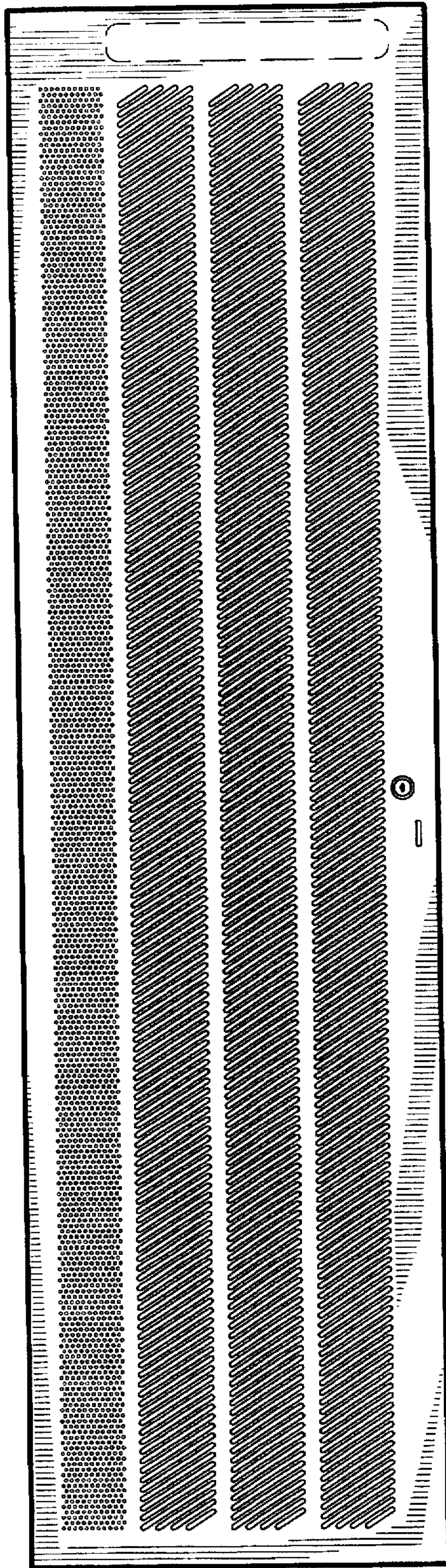


FIG. 1



FIG. 2

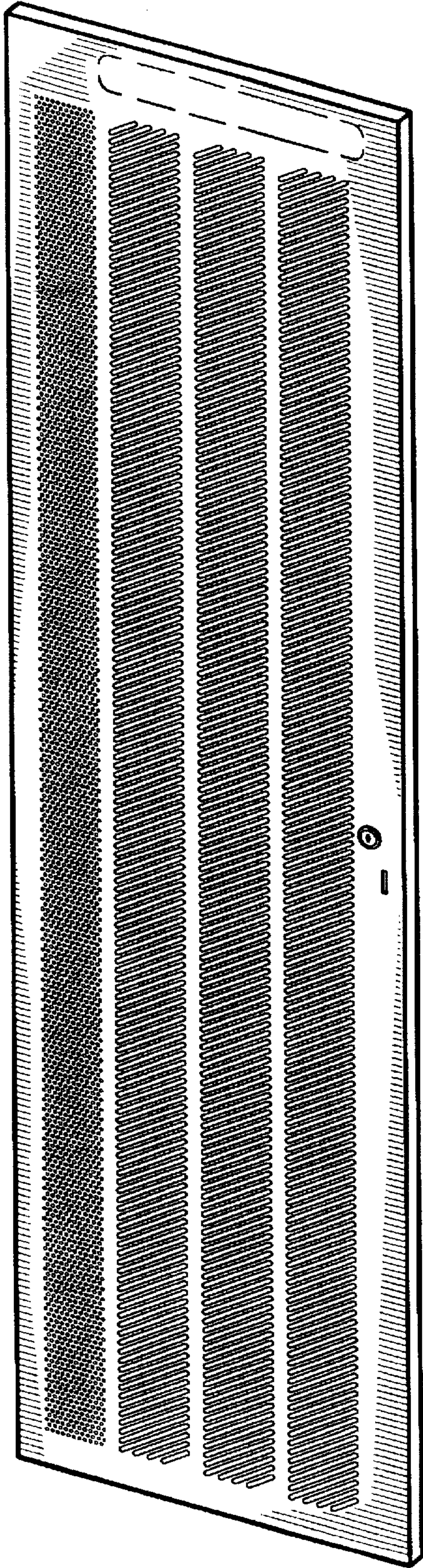


FIG. 4



FIG. 3