



US00D394836S

United States Patent [19]
Cullen

[11] **Patent Number:** **Des. 394,836**
[45] **Date of Patent:** ****Jun. 2, 1998**

[54] **VEHICLE WHEEL**

D. 366,641 1/1996 Neeper D12/209
D. 374,420 10/1996 Neeper D12/209
D. 377,640 1/1997 Neeper D12/209

[75] **Inventor:** **Murray S. Cullen**, Irvine, Calif.

[73] **Assignee:** **Progressive Custom Wheels**, Riverside, Calif.

Primary Examiner—James Gandy
Assistant Examiner—Stacia Sinuik
Attorney, Agent, or Firm—Pretty, Schroeder & Poplawski

[**] **Term:** **14 Years**

[57] **CLAIM**

[21] **Appl. No.:** **57,951**

The ornamental design for a vehicle wheel, as shown and described.

[22] **Filed:** **Aug. 5, 1996**

[51] **LOC (6) Cl.** **12-16**

[52] **U.S. Cl.** **D12/209**

[58] **Field of Search** **D12/204-213;**
301/64.1, 65, 37.1

DESCRIPTION

FIG. 1 is a perspective view of a front, right-side perspective view of a vehicle wheel embodying my new design;
FIG. 2 is an enlarged front elevational view of the vehicle wheel shown in FIG. 1; and
FIG. 3 is an enlarged top plan view of the vehicle wheel shown in FIG. 1.

[56] **References Cited**

U.S. PATENT DOCUMENTS

D. 351,821 10/1994 Oka D12/209
D. 364,843 12/1995 Hale, Jr. D12/209

1 Claim, 2 Drawing Sheets

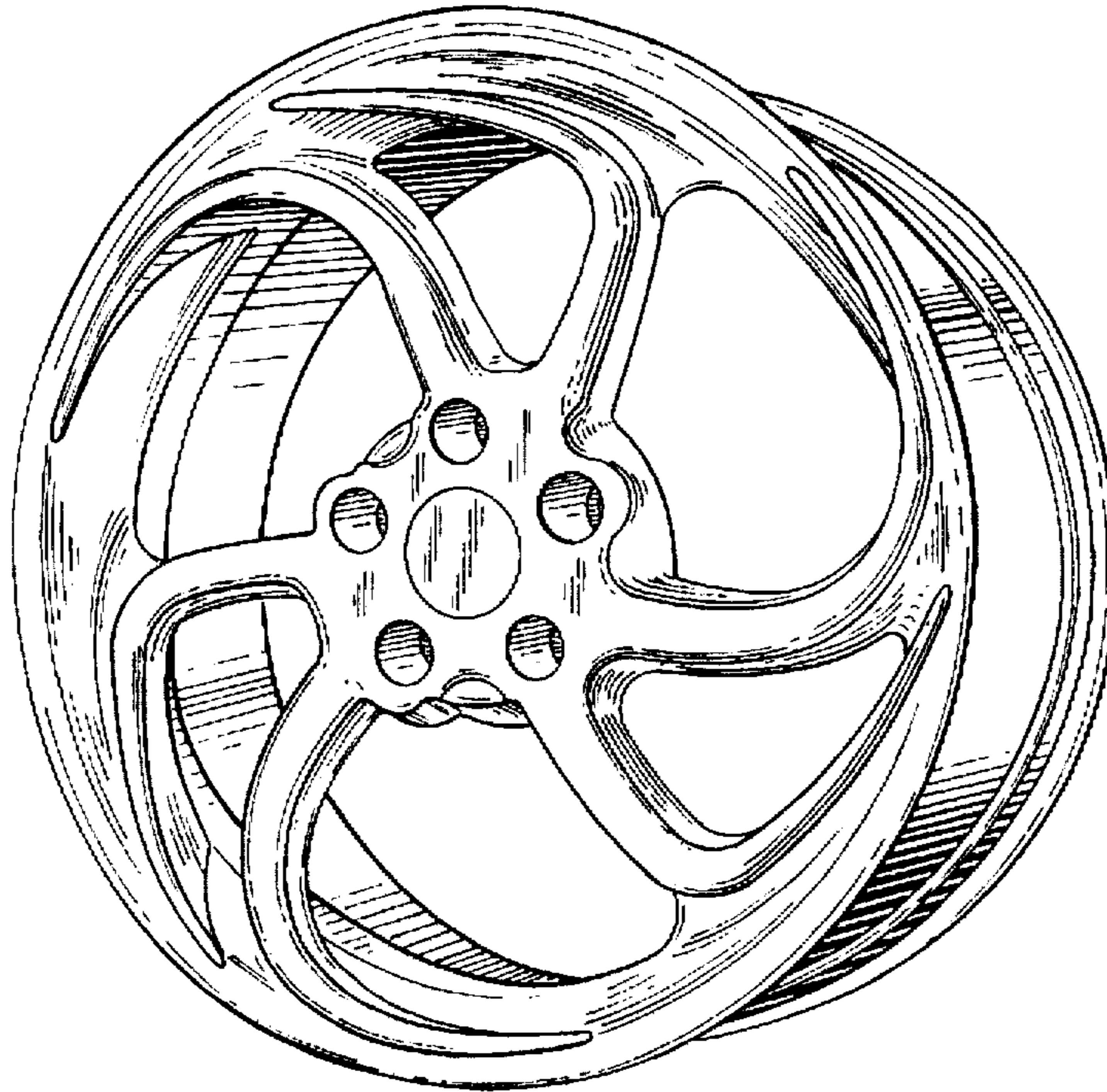


FIG. 1





FIG. 3






FIG. 2