



US00D394829S

# United States Patent [19]

Hubbach et al.

[11] Patent Number: Des. 394,829

[45] Date of Patent: \*\*Jun. 2, 1998

[54] **VEHICLE BODY**

[75] Inventors: **Robert N. Hubbach**, Clarkston, Mich.; **William L. Chergosky**, Carlsbad, Calif.; **Ernest J. Barry**, Clarkston, Mich.; **John E. Herlitz**, Farmington Hills, Mich.; **K. Neil Walling**, Leonard, Mich.; **Steven W. Ferrerio**, Troy, Mich.

[73] Assignee: **Chrysler Corporation**, Auburn Hills, Mich.

[\*\*] Term: **14 Years**

[21] Appl. No.: **60,035**

[22] Filed: **Sep. 20, 1996**

[51] LOC (6) Cl. .... **12-08**

[52] U.S. Cl. .... **D12/92**

[58] Field of Search ..... **D12/90-92; 296/185**

[56] **References Cited**

**U.S. PATENT DOCUMENTS**

D. 354,459 1/1995 Honarkhah et al. .... D12/92

D. 361,046 8/1995 Watkins et al. .... D12/92  
D. 378,203 2/1997 Huang ..... D12/92

*Primary Examiner*—Melody N. Brown  
*Attorney, Agent, or Firm*—Mark P. Calcaterra

[57] **CLAIM**

The ornamental design for a vehicle body, as shown and described.

**DESCRIPTION**

FIG. 1 is a front perspective view of a vehicle body showing my new design;

FIG. 2 is a rear perspective view of the vehicle body of FIG. 1;

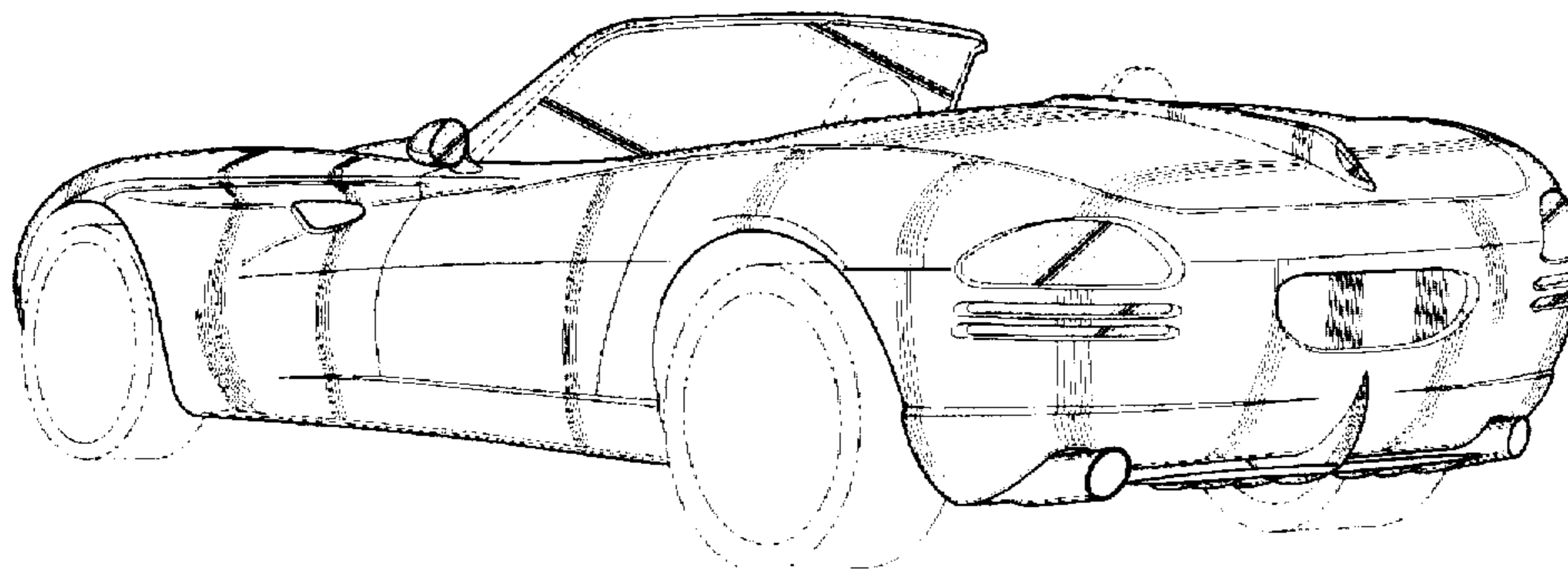

FIG. 3 is a left side view of the vehicle body of FIG. 1;

FIG. 4 is a front view of the vehicle body of FIG. 1; and,

FIG. 5 is a rear view of the vehicle body of FIG. 1.

It will be understood that the broken line showing on tires and wheels throughout the drawings is for illustrative purposes only and does not form part of the subject design.

**1 Claim, 4 Drawing Sheets**



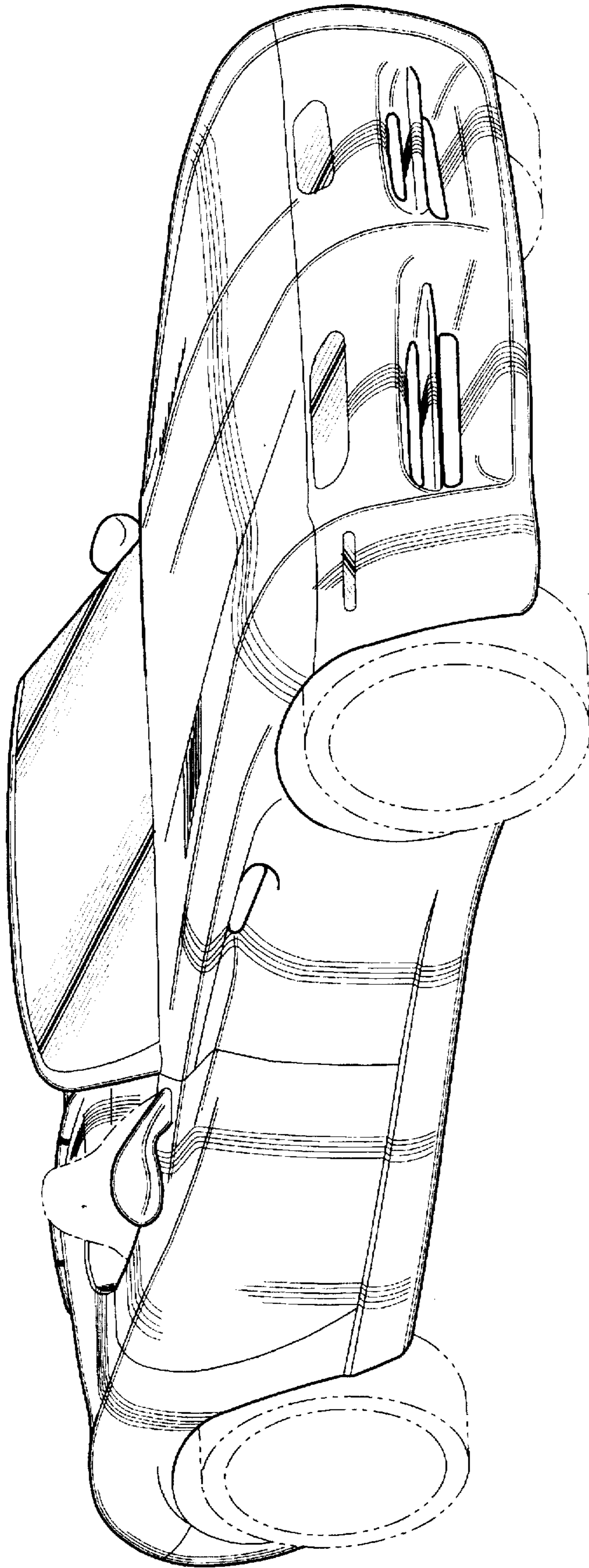


Fig-1

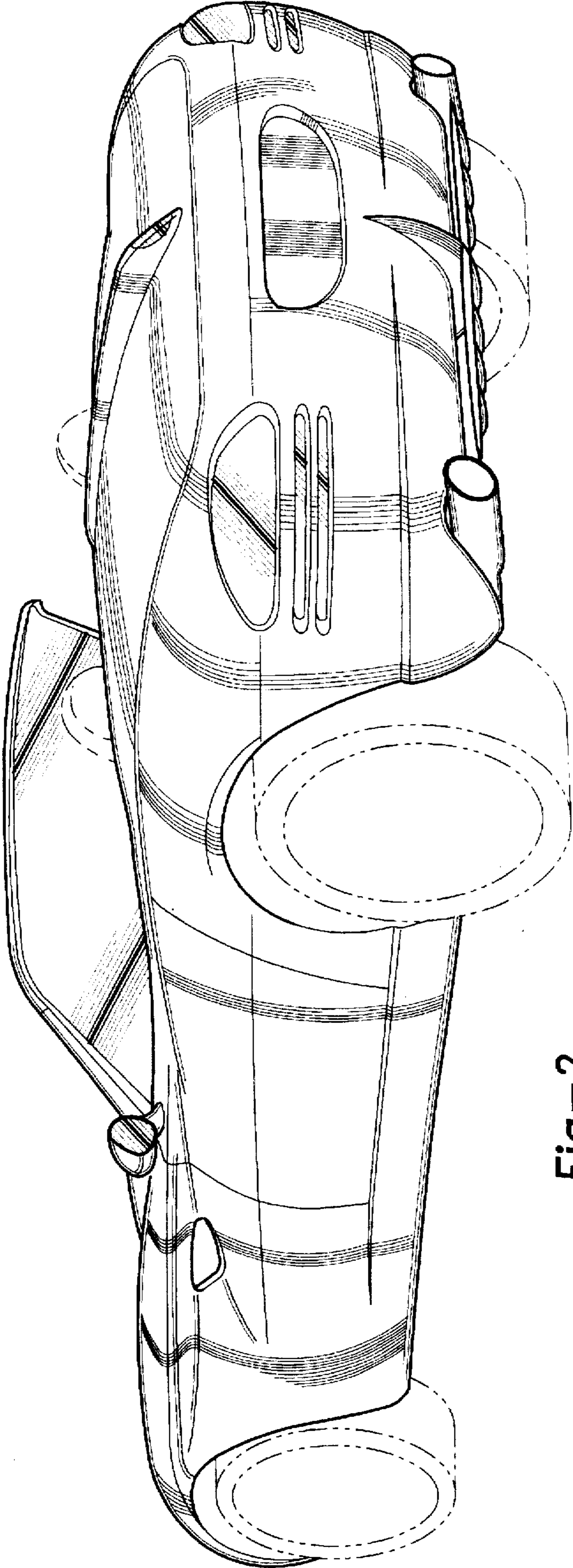


Fig-2

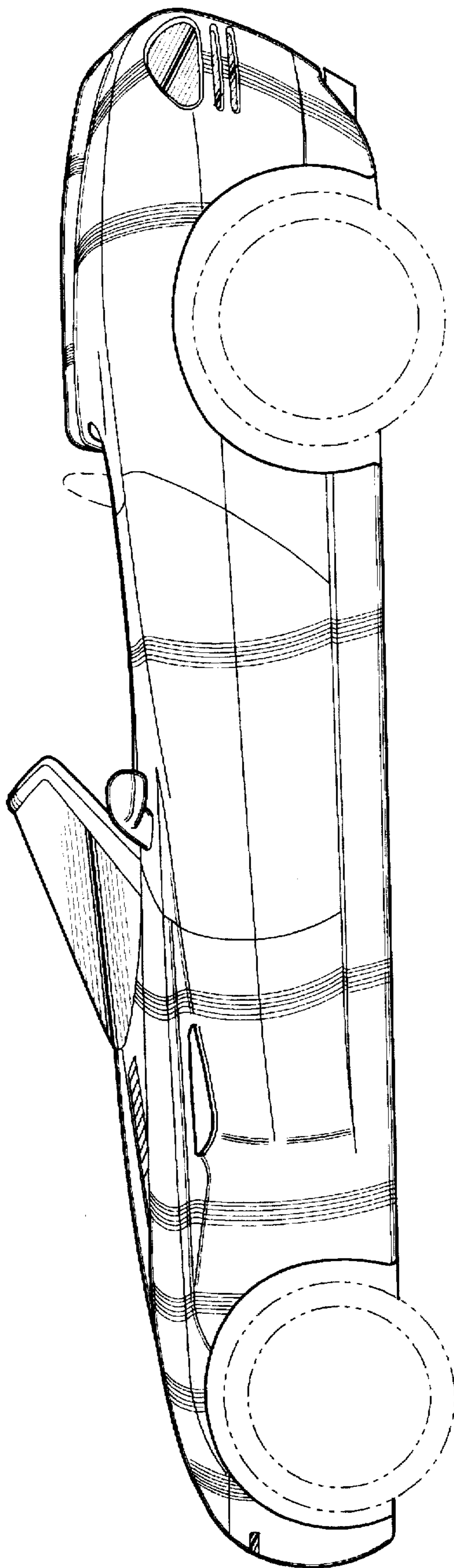


Fig-3

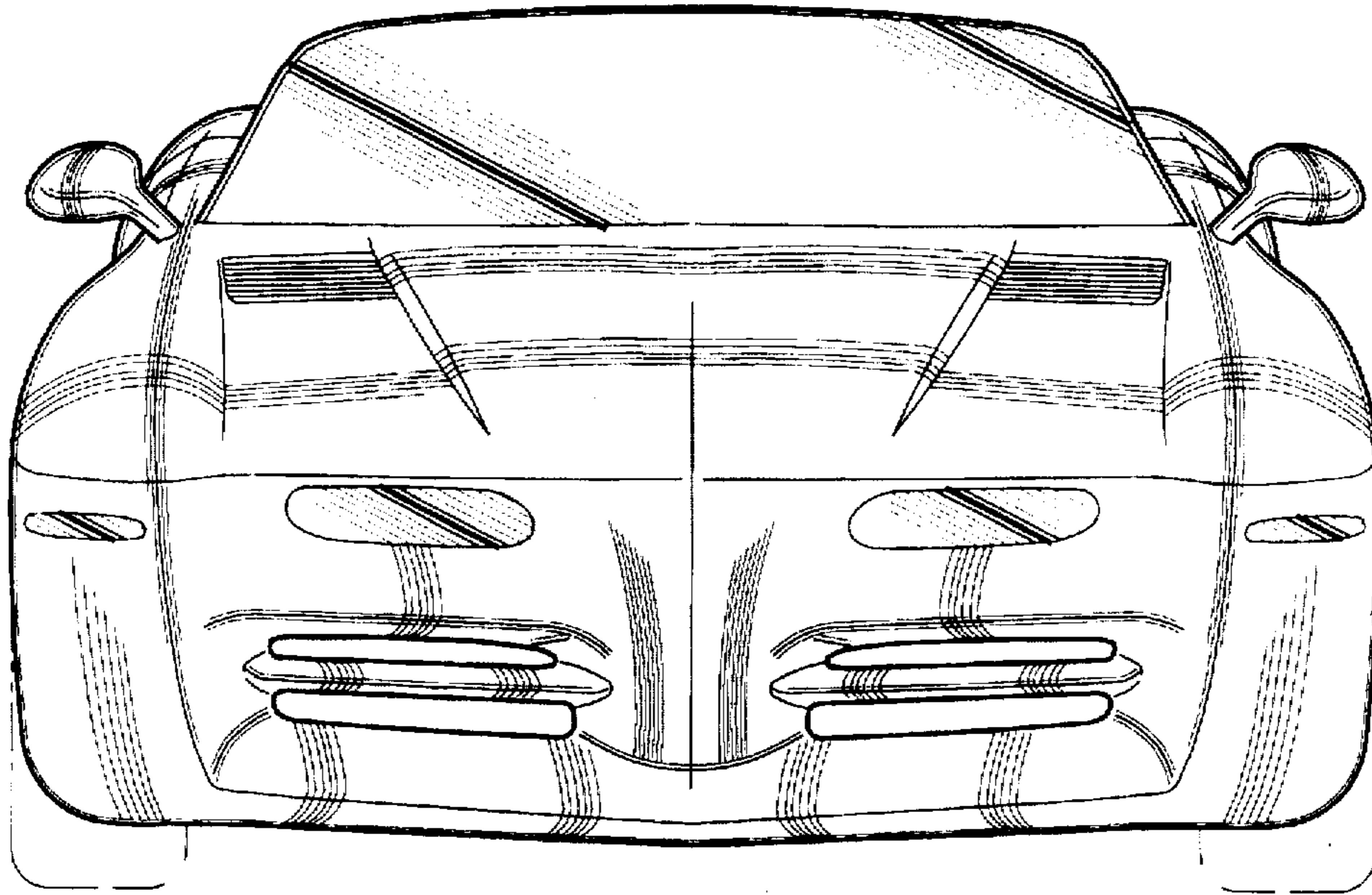


Fig-4




Fig-5