



US00D394826S

United States Patent [19]

Speedling et al.

[11] Patent Number: **Des. 394,826**

[45] Date of Patent: ****Jun. 2, 1998**

[54] GARDEN ORNAMENT

[75] Inventors: **David John Speedling; Shelly Ann Speedling**, both of Kellogg, Minn.

[73] Assignees: **David J. Speedling; Shelly A. Speedling**, both of Kellogg, Minn.

[**] Term: **14 Years**

[21] Appl. No.: **62,154**

[22] Filed: **Nov. 8, 1996**

[51] LOC (6) Cl. **11-02**

[52] U.S. Cl. **D11/131; D2/157**

[58] Field of Search **D11/117, 131, D11/157, 160, 184; D6/403, 404, 405, 417**

[56] References Cited

U.S. PATENT DOCUMENTS

D. 88,582	12/1932	Scott et al.	D6/403
D. 318,304	7/1991	Neuroth et al.	D21/61
831,678	9/1906	Osborne	D14/233 X
3,603,489	9/1971	Fleisher	D28/93 X
3,650,441	3/1972	Lindgren	D28/93 X

OTHER PUBLICATIONS

The Book of Garden Ornament; p. 334, No. 2500 Sundial, Jan. 1979.

Primary Examiner—Dominic Simone
Attorney, Agent, or Firm—Schwegman, Lundberg, Woessner & Kluth, P.A.

[57] CLAIM

The ornamental design for a garden ornament, as shown and described.

DESCRIPTION

FIG. 1 is a front-left perspective view of a garden ornament showing our new design;

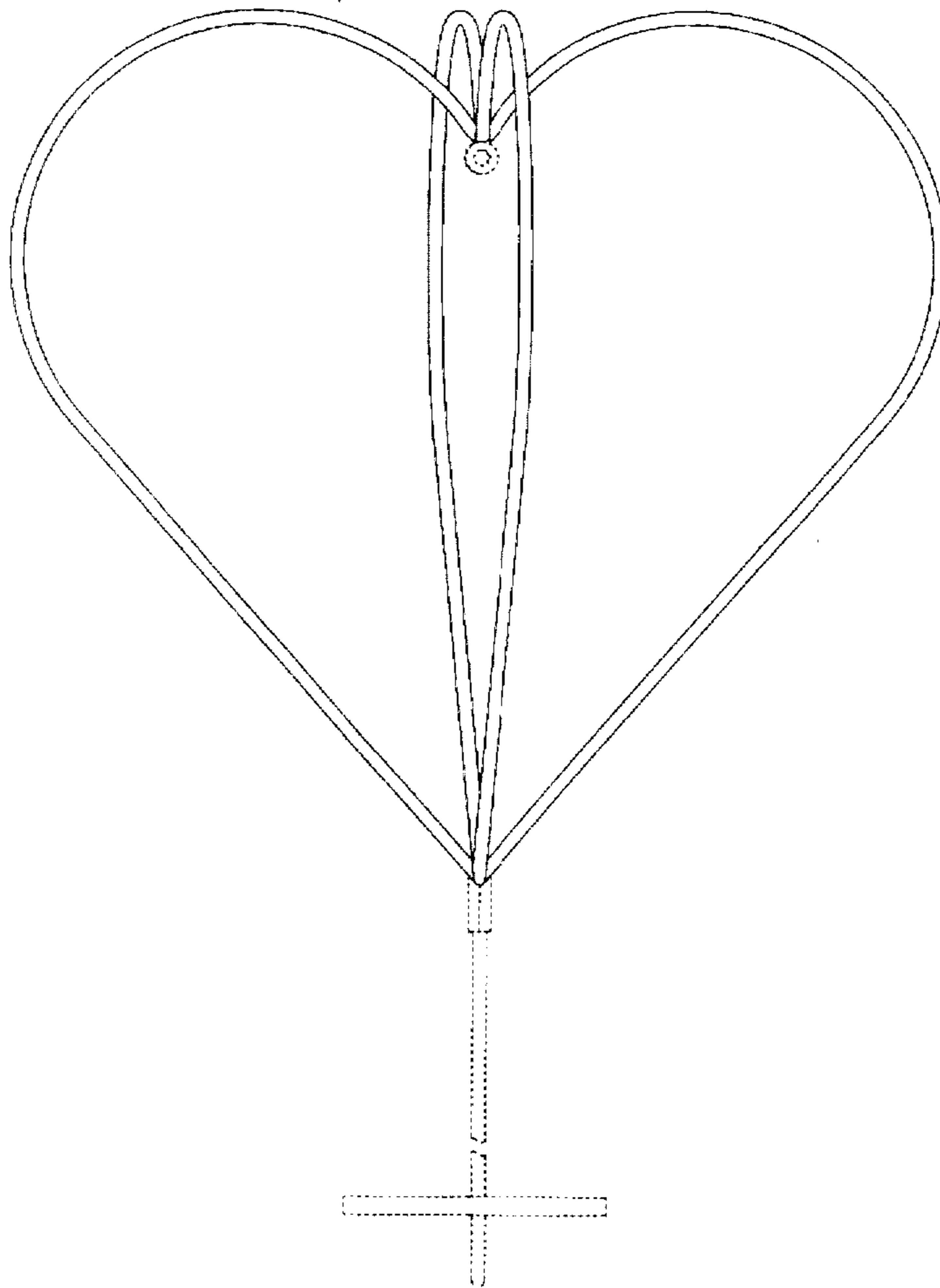
FIG. 2 is a top view thereof;

FIG. 3 is a front-elevational view thereof, and is the same as a rear-elevational view thereof; and,

FIG. 4 is a right-elevational view thereof; and is the same as a left-elevational view thereof.

The dotted-line portions of FIGS. 1, 2, 3, and 4 do not form part of the design.

1 Claim, 4 Drawing Sheets



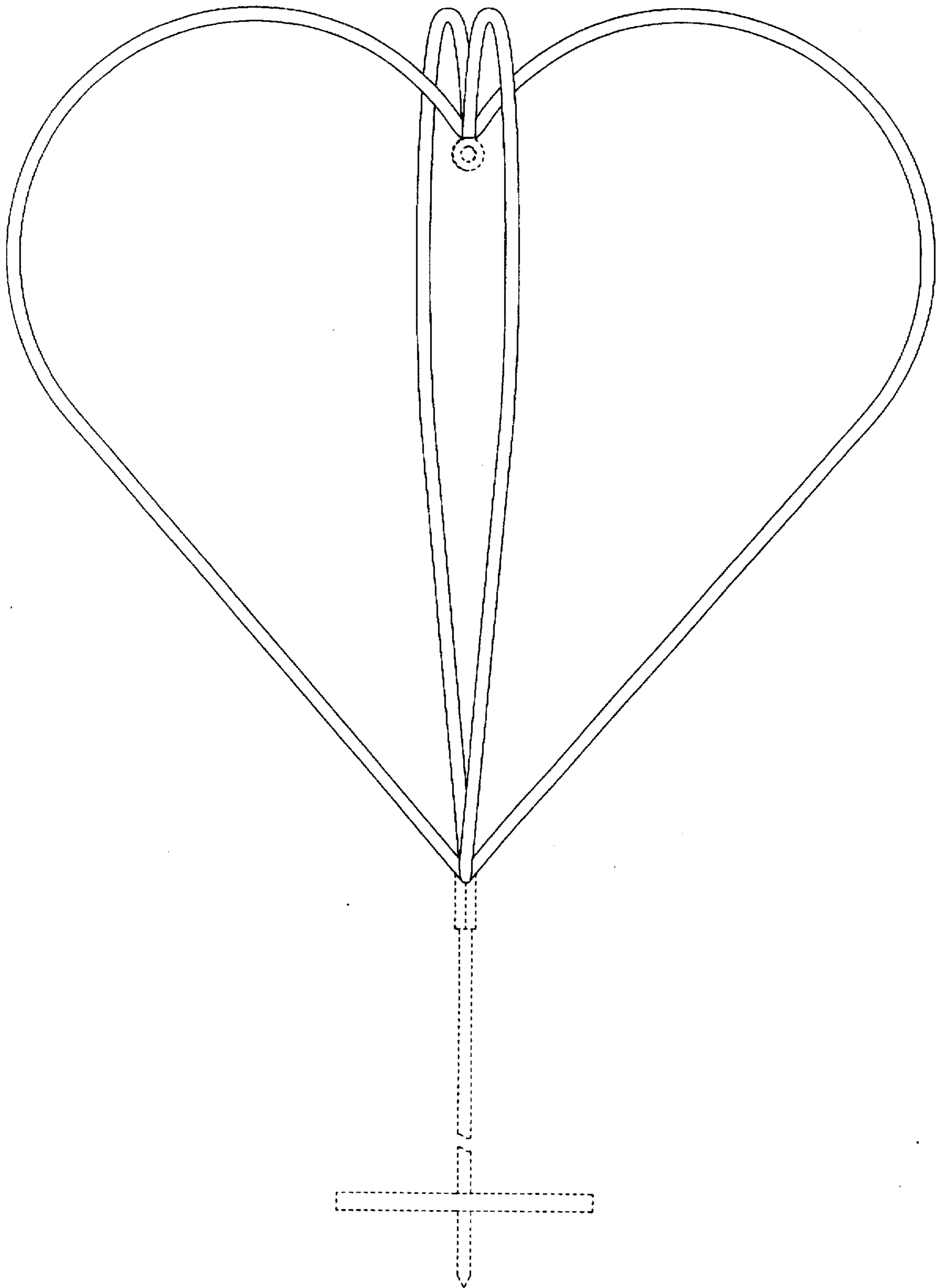


FIG. 1

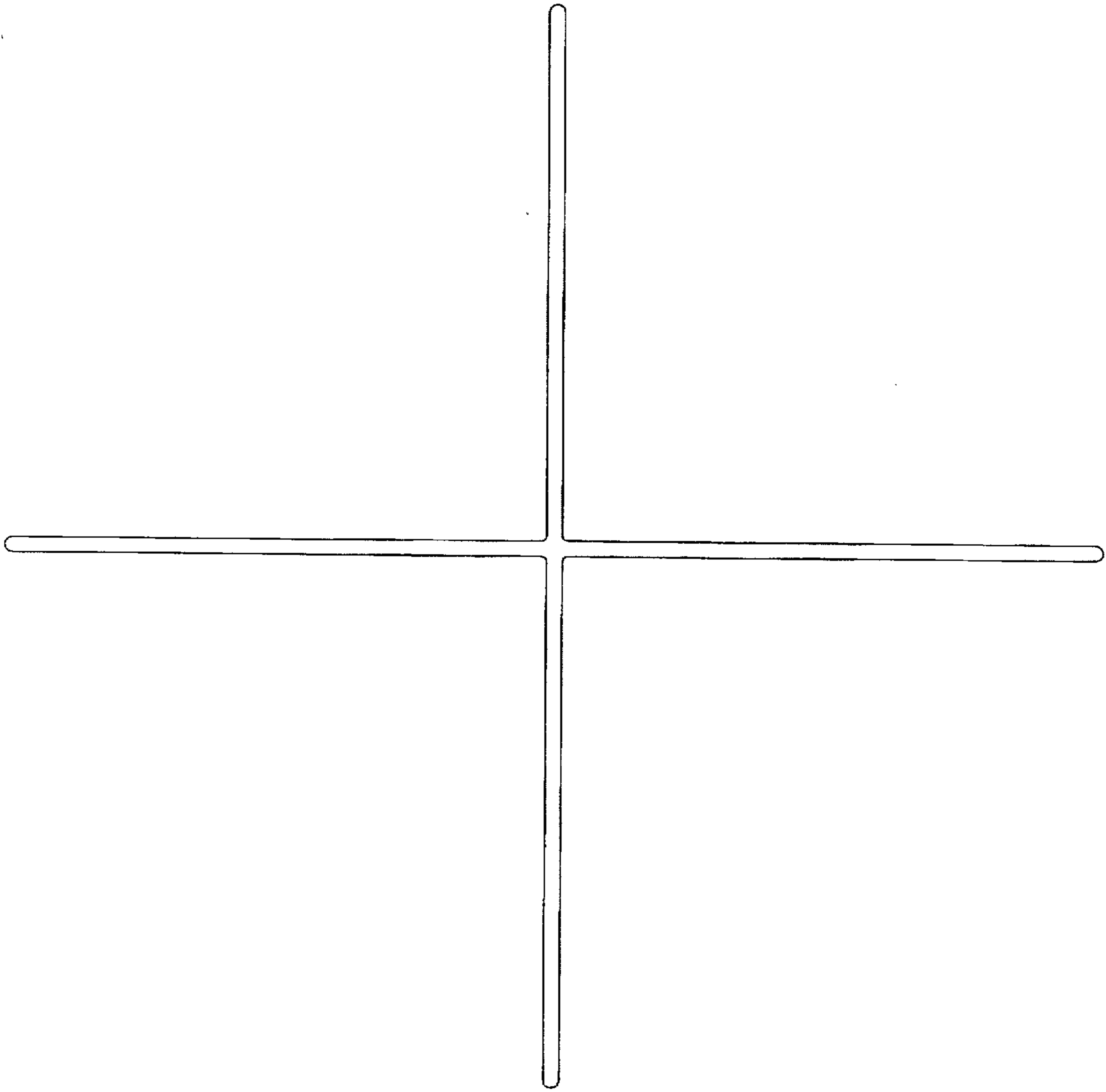


FIG. 2




FIG. 3

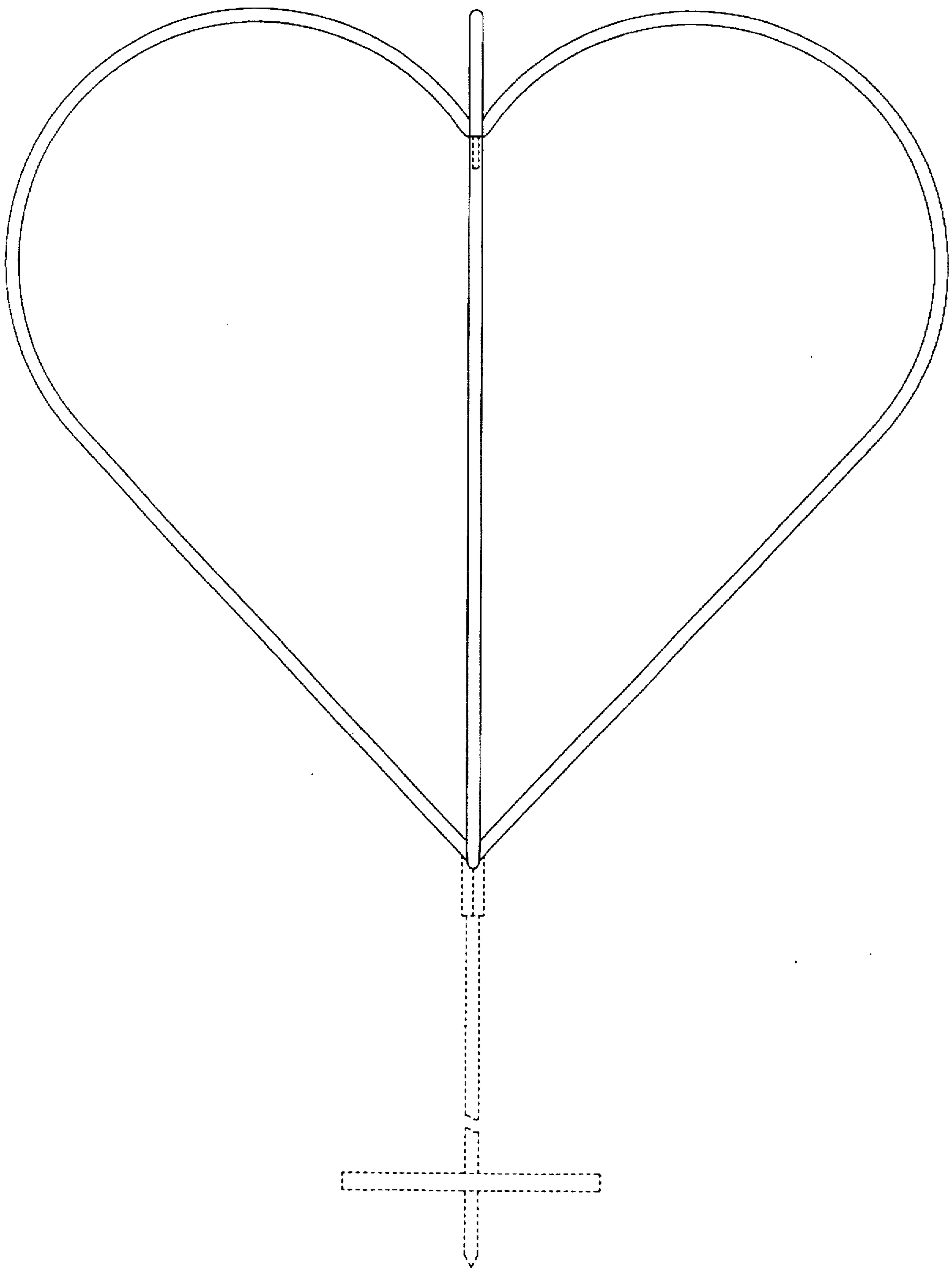


FIG. 4