



US00D394824S

**United States Patent** [19]  
**Itzkowitz**

[11] **Patent Number: Des. 394,824**  
[45] **Date of Patent: \*\*Jun. 2, 1998**

[54] **PENDANT**

[75] **Inventor: Israel Itzkowitz, Los Angeles County, Calif.**

[73] **Assignee: Ambar Diamonds Inc., Los Angeles, Calif.**

[\*\*] **Term: 14 Years**

[21] **Appl. No.: 70,289**

[22] **Filed: May 5, 1997**

|            |         |              |       |         |
|------------|---------|--------------|-------|---------|
| D. 150,597 | 8/1948  | Katz         | ..... | D11/75  |
| 232,512    | 2/1880  | Clifford     | ..... | D11/79  |
| D. 246,357 | 11/1977 | Durante      | ..... | D11/40  |
| D. 256,003 | 7/1980  | Barr         | ..... | D11/75  |
| D. 257,024 | 9/1980  | Barr         | ..... | D11/75  |
| D. 257,026 | 9/1980  | Barr         | ..... | D11/75  |
| D. 278,805 | 5/1985  | Bulgari      | ..... | D11/40  |
| D. 279,878 | 7/1985  | Moon         | ..... | D11/75  |
| 292,810    | 2/1884  | Hartmann     | ..... | 63/13   |
| D. 335,471 | 5/1993  | Coleman      | ..... | D11/79  |
| D. 337,740 | 7/1993  | Rowray       | ..... | D11/40  |
| D. 352,681 | 11/1994 | Fildan       | ..... | D11/218 |
| 5,170,643  | 12/1992 | Porcell, Jr. | ..... | 63/13   |

**Related U.S. Application Data**

[62] Division of Ser. No. 56,222, May 20, 1996, Pat. No. Des. 386,439.

[51] **LOC (6) Cl. .... 11-01**

[52] **U.S. Cl. .... D11/79**

[58] **Field of Search .... D11/7, 26-27, D11/40-41, 43, 45, 48-50, 53-54, 56-58, 75-77, 79, 85, 87, 95, 97-98, 215-216, 218; 63/20, 1.14, 13, 14.8, 18, DIG. 2**

**References Cited**

**U.S. PATENT DOCUMENTS**

|            |         |        |       |        |
|------------|---------|--------|-------|--------|
| D. 107,110 | 11/1937 | Katz   | ..... | D11/40 |
| D. 132,457 | 5/1942  | Nathan | ..... | D11/75 |

*Primary Examiner*—Cathy Anne MacCormac  
*Attorney, Agent, or Firm*—Howard C. Miskin

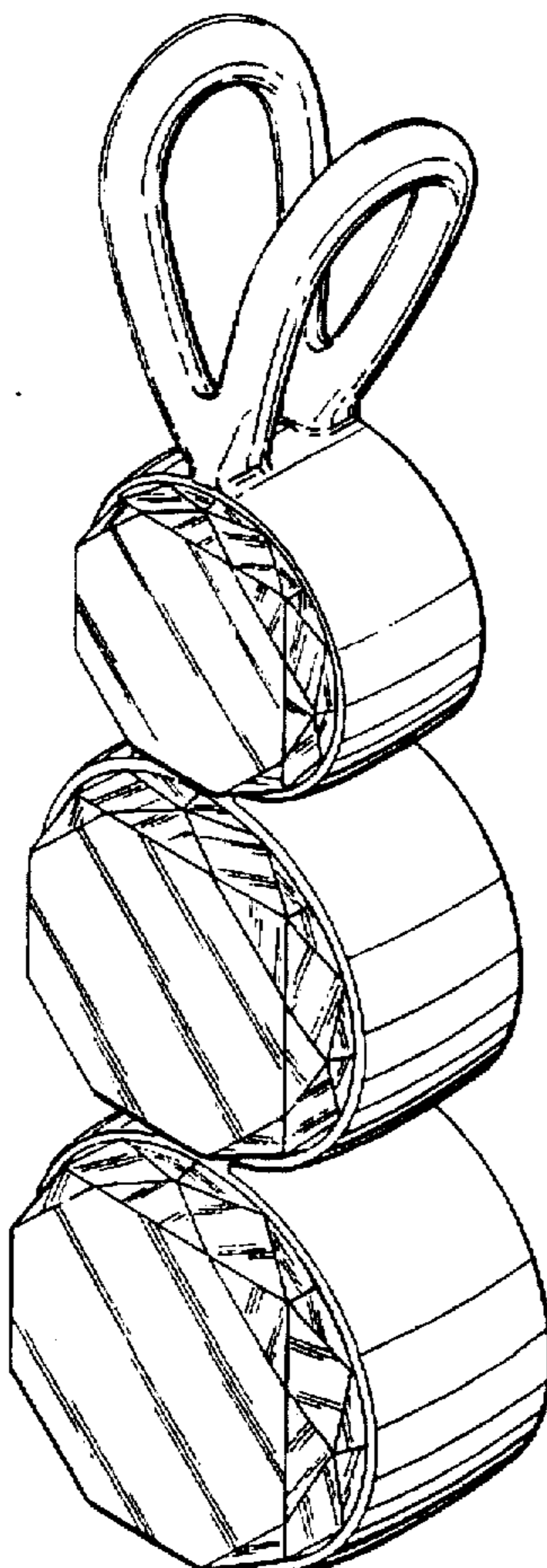
**CLAIM**

The ornamental design for a pendant, as shown and disclosed.

**DESCRIPTION**

FIG. 1 is a perspective view of a pendant showing my new design;  
FIG. 2 is a rear elevational view thereof;  
FIG. 3 is a left side view, the right side view being a mirror image thereof; and,  
FIG. 4 is a front elevational view thereof.

**1 Claim, 2 Drawing Sheets**



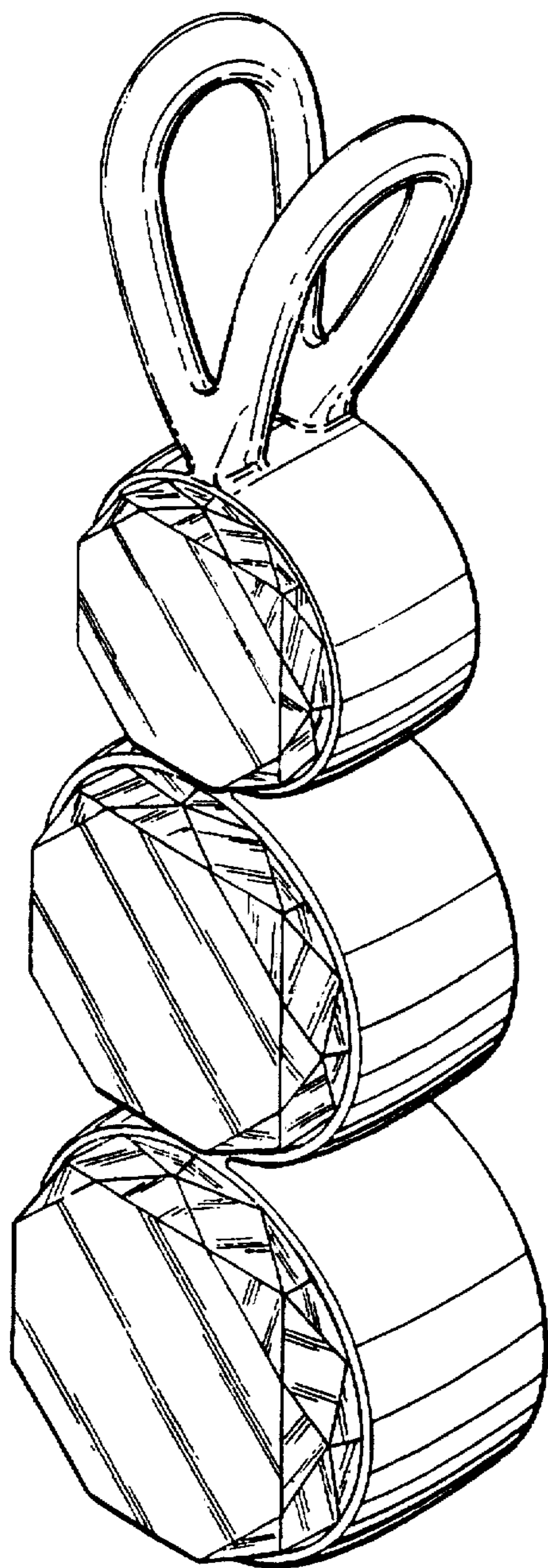


FIG. 1

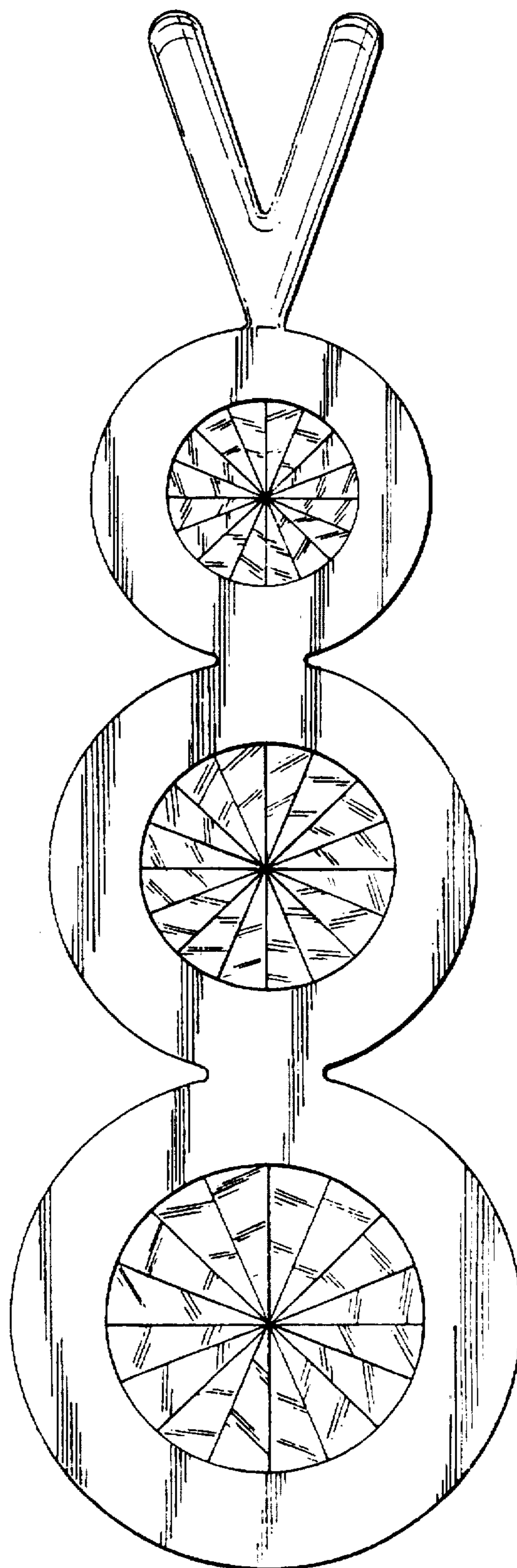


FIG. 2

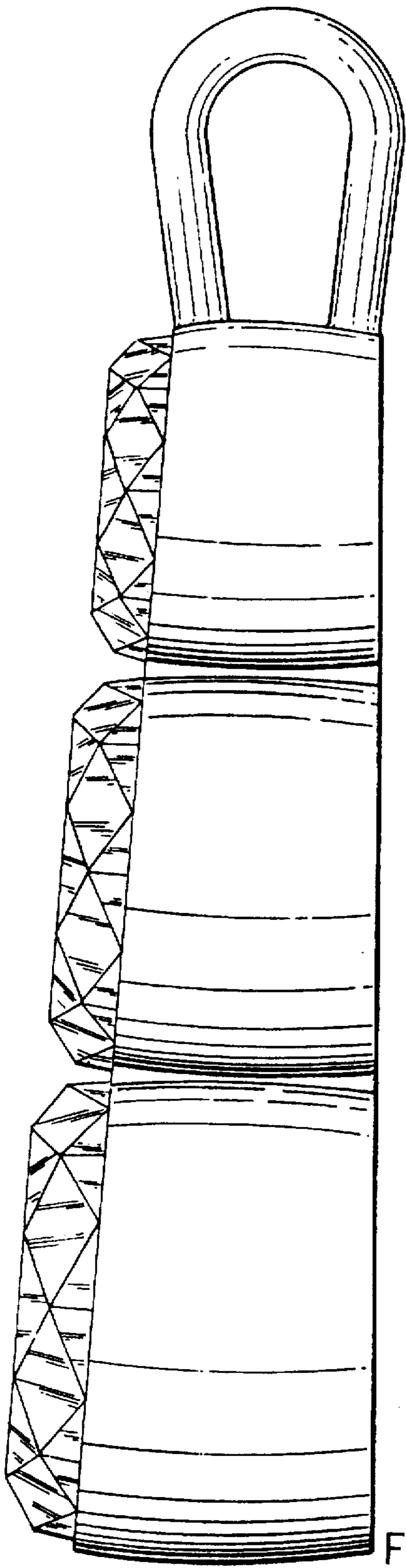


FIG. 3

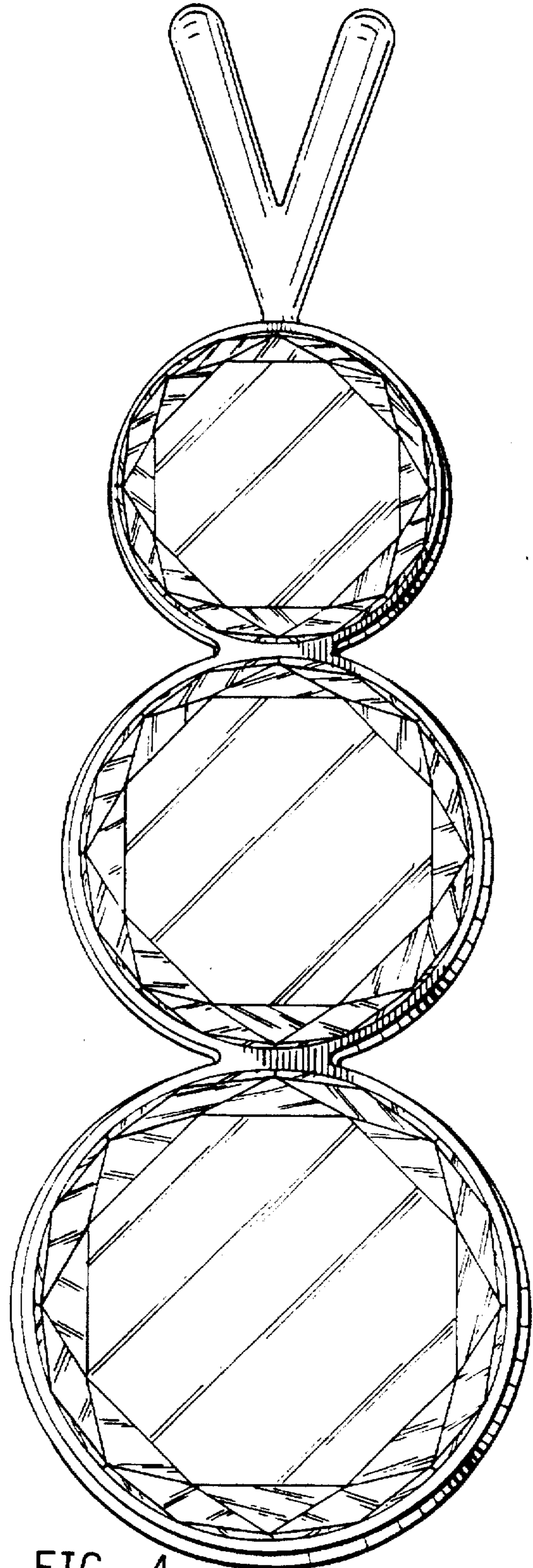


FIG. 4