



US00D394822S

# United States Patent [19]

[11] Patent Number: **Des. 394,822**

Swenson et al.

[45] Date of Patent: **\*\*Jun. 2, 1998**

[54] **COMBINED CAUSE RELATED RIBBON AND PICTURE FRAME JEWELRY ARTICLE**

[75] Inventors: **Robert Charles Swenson**, Belmont;  
**Helene Teitelbaum Roos**, San Francisco, both of Calif.

[73] Assignee: **Picture Perfect Jewelry, Inc.**, San Francisco, Calif.

[\*\*] Term: **14 Years**

[21] Appl. No.: **70,959**

[22] Filed: **May 20, 1997**

[51] LOC (6) Cl. .... **11-01**

[52] U.S. Cl. .... **D11/77; D6/300; D11/95; D11/74**

[58] Field of Search ..... **D11/1, 2, 40, 43, D11/45, 46, 48, 66, 74, 77, 79-81, 95-99; 63/1.1, 2, 20, 18, 19, 13; D6/300, 303; 40/757, 798**

[56] **References Cited**

**U.S. PATENT DOCUMENTS**

D. 120,611 5/1940 Boucher ..... D11/74

D. 169,607	5/1953	Katz	.....	D11/77
D. 171,135	12/1953	Katz	.....	D11/77
D. 337,892	8/1993	Thieblot	.....	D6/309
D. 363,537	10/1995	Moody	.....	D23/367
D. 373,970	9/1996	Gonzalez et al.	.....	D11/75
D. 378,904	4/1997	Sciuto	.....	D11/66
2,752,764	7/1956	Lederer	.....	D11/40

*Primary Examiner*—Ralf Seifert  
*Attorney, Agent, or Firm*—Ali Kamarei

[57] **CLAIM**

The ornamental design for a combined ribbon and picture frame jewelry article, as shown.

**DESCRIPTION**

FIG. 1 is a front elevational view of a combined cause related ribbon and picture frame jewelry article showing my new design;

FIG. 2 is a right side elevational view thereof;

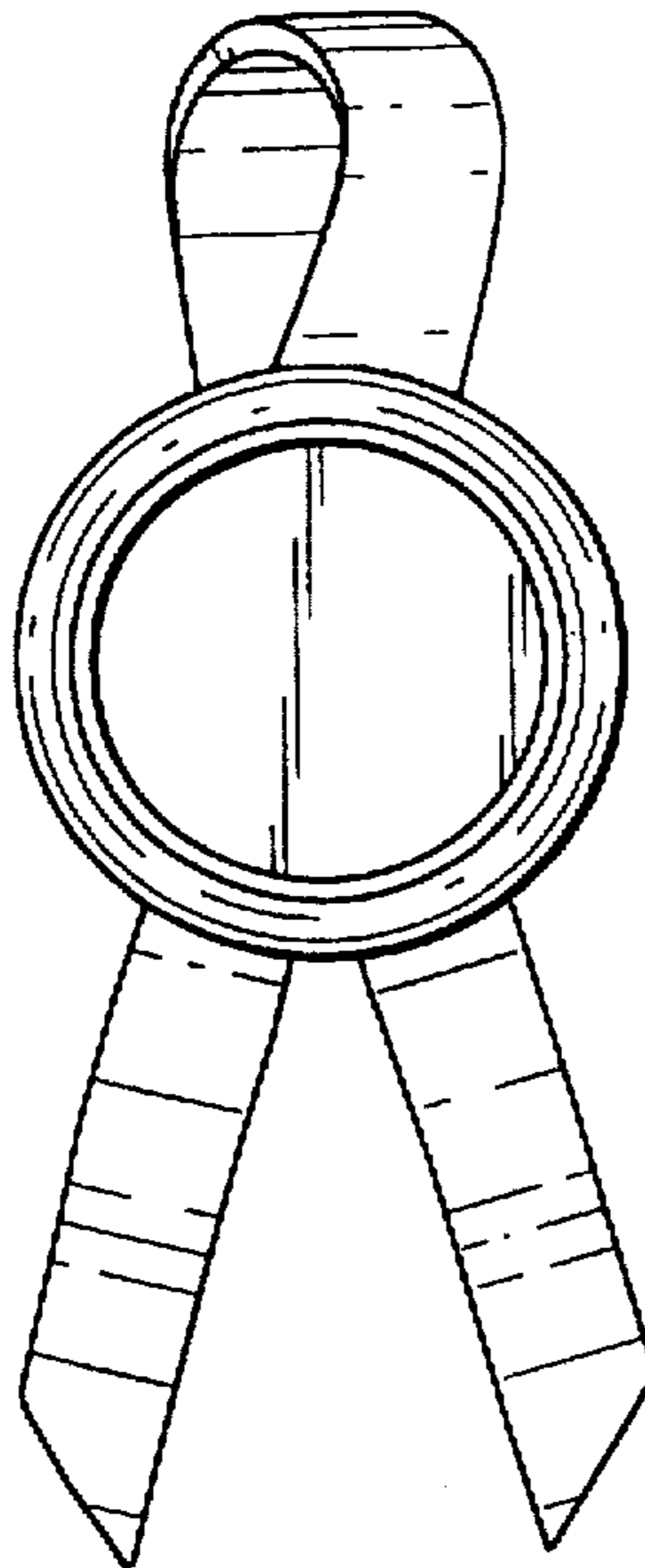
FIG. 3 is a left side elevational view thereof;

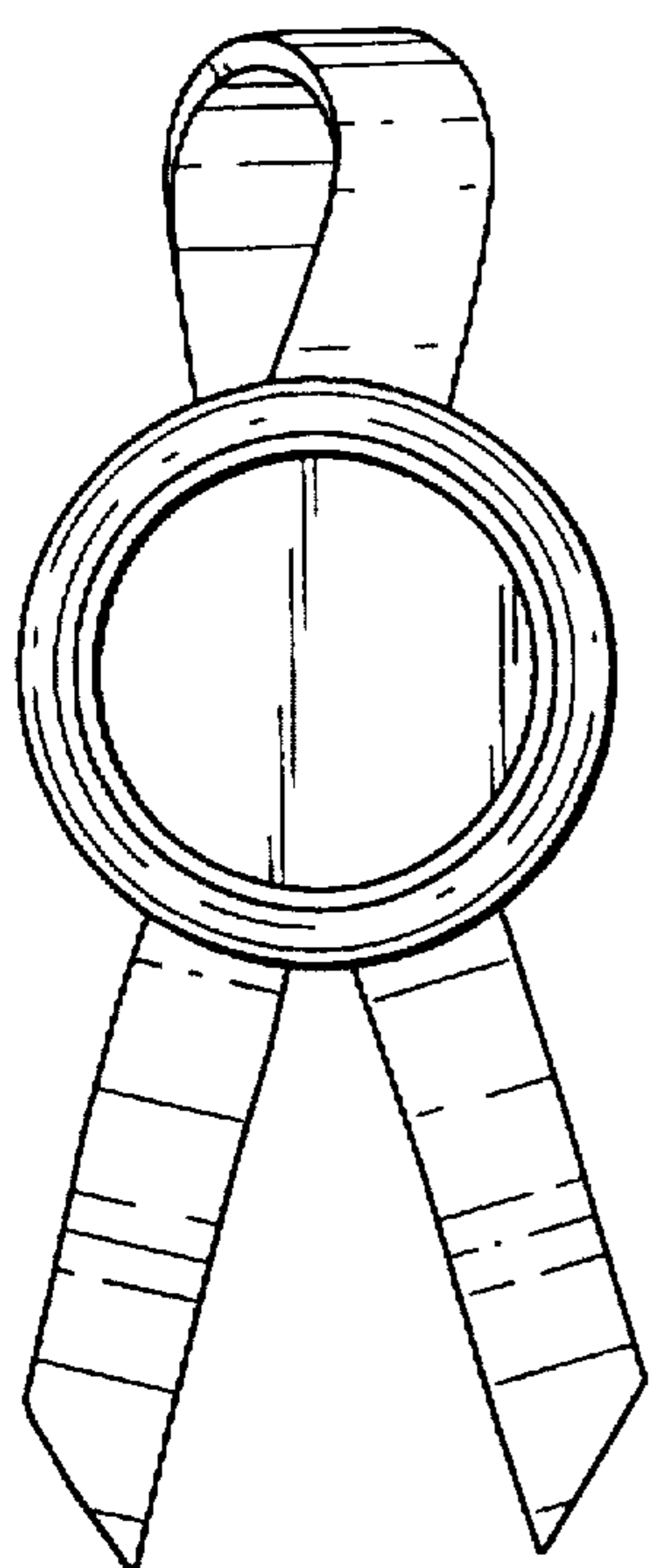
FIG. 4 is a rear side elevational view thereof;

FIG. 5 is a top plan view thereof; and,

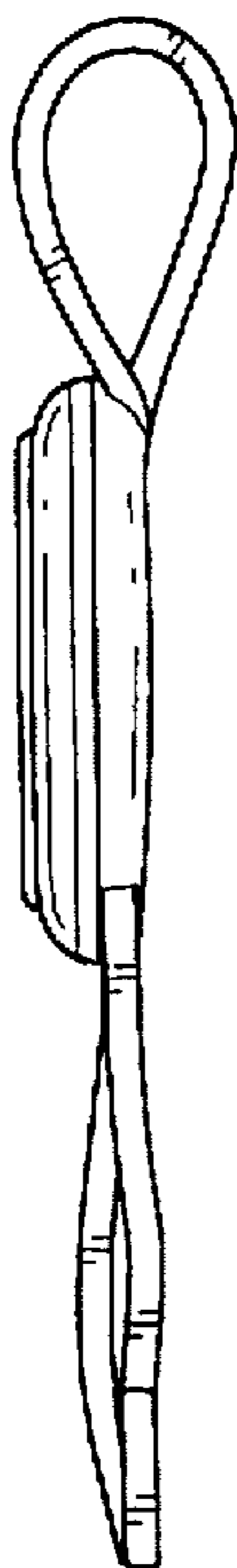
FIG. 6 is a bottom plan view thereof.

**1 Claim, 1 Drawing Sheet**






**FIG. 1**



**FIG. 2**



**FIG. 3**



**FIG. 4**



**FIG. 5**



**FIG. 6**