



US00D394816S

**United States Patent** [19]  
**Wunderman**

[11] **Patent Number: Des. 394,816**  
[45] **Date of Patent: \*\*Jun. 2, 1998**

[54] **WATCH**

[75] **Inventor: Severin S. Wunderman, Lengnau, Switzerland**

[73] **Assignee: Severin Montres AG (Severin Montres SA) (Severin Montres Ltd.), Lengnau, Switzerland**

[\*\*] **Term: 14 Years**

[21] **Appl. No.: 52,164**

[22] **Filed: Mar. 25, 1996**

[30] **Foreign Application Priority Data**

Sep. 25, 1995 [CH] Switzerland ..... DMA/003072

[51] **LOC (6) Cl. .... 10-02**

[52] **U.S. Cl. .... D10/30**

[58] **Field of Search ..... D10/1-40, 122-132; 368/280-282, 276-277, 285**

[56] **References Cited**

**U.S. PATENT DOCUMENTS**

D. 257,236 10/1980 Link ..... D10/30  
D. 321,664 11/1991 Kennedy ..... D10/30

D. 323,122 1/1992 Severin ..... D10/32  
D. 329,386 9/1992 Burgener ..... D10/30  
D. 368,664 4/1996 Schick ..... D10/37  
D. 372,431 8/1996 Nguyen ..... D10/32

**OTHER PUBLICATIONS**

*European Jeweler (G.Z.)*—Apr. 1987—p. 71—Watches at top-left.

*Primary Examiner*—Nelson C. Holtje  
*Attorney, Agent, or Firm*—Sughrue, Mion, Zinn, Macpeak & Seas

[57] **CLAIM**

The ornamental design for a watch, as shown and described.

**DESCRIPTION**

FIG. 1 is a perspective view of a watch showing my new design;  
FIG. 2 is a top plan view thereof;  
FIG. 3 is a bottom plan view thereof;  
FIG. 4 is a side elevational view of one side thereof;  
FIG. 5 is a side elevational view of an opposite side thereof;  
FIG. 6 is an end elevational view of one end thereof; and,  
FIG. 7 is an end elevational view of an opposite end thereof.

**1 Claim, 4 Drawing Sheets**



FIG. 1




FIG. 2




FIG. 3




FIG. 4



FIG. 5




FIG. 6



FIG. 7

