



US00D394806S

# United States Patent [19]

[11] Patent Number: **Des. 394,806**

**Budert**

[45] Date of Patent: **\*\*Jun. 2, 1998**

[54] **TWO-PIECE DRILL PACKAGE**

4,867,304	9/1989	Garcia .....	206/461 X
4,958,732	9/1990	Rau et al. ....	206/379
5,148,914	9/1992	Budert et al. ....	206/379 X
5,520,285	5/1996	Mursch et al. ....	206/379 X

[75] Inventor: **Guenter H. Budert**, Bachhagel, Germany

[73] Assignee: **Georg Knoblauch**, Giengen, Germany

*Primary Examiner*—Prabhakar G. Deshmukh  
*Attorney, Agent, or Firm*—Welsh & Katz, Ltd.

[\*\*] Term: **14 Years**

[57] **CLAIM**

[21] Appl. No.: **70,594**

The ornamental design for a two-piece drill package, as shown and described.

[22] Filed: **May 12, 1997**

**DESCRIPTION**

[51] LOC (6) Cl. .... **09-07**

[52] U.S. Cl. .... **D9/415**

[58] Field of Search ..... D9/415, 418, 414,  
D9/341, 348, 347; 206/461-471, 495, 806,  
379, 349

FIG. 1 is a front perspective view of a two-piece drill package showing my new design;  
FIG. 2 is a left side elevational view thereof, the right side elevational view being a mirror image thereof;  
FIG. 3 is a front elevational view thereof;  
FIG. 4 is a rear elevational view thereof;  
FIG. 5 is a top plan view thereof;  
FIG. 6 is a bottom plan view thereof; and,  
FIG. 7 is a front perspective view thereof; with the package shown in an open position.

[56] **References Cited**

**U.S. PATENT DOCUMENTS**

D. 365,984	1/1996	Hofmann .....	D9/415
D. 370,781	6/1996	Vasudeva .....	D9/415 X
D. 376,312	12/1996	Cahn et al. ....	D9/415
4,199,060	4/1980	Howard .....	206/379 X
4,619,364	10/1986	Czopor, Jr. ....	206/461 X

**1 Claim, 2 Drawing Sheets**

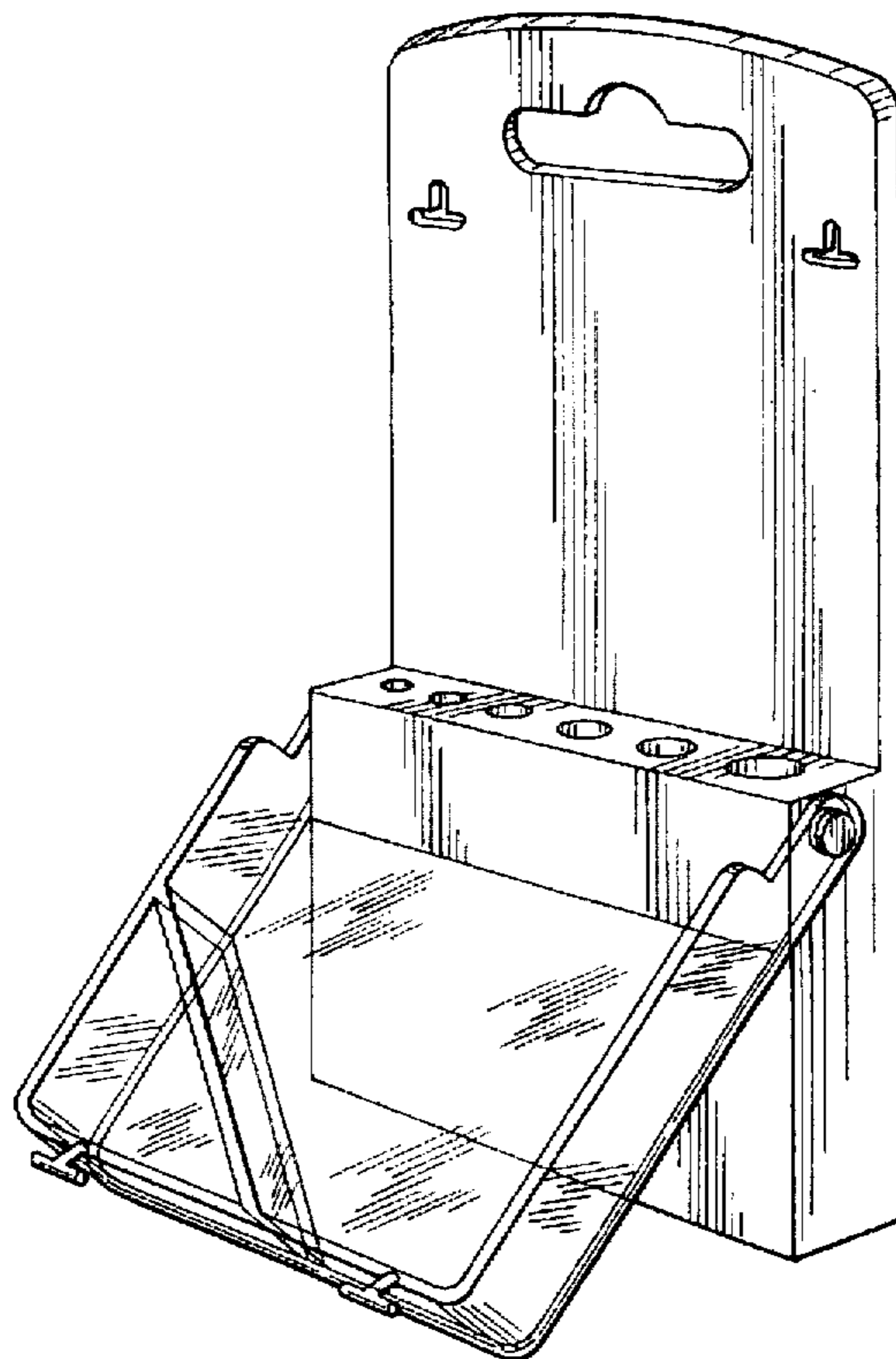


FIG.3

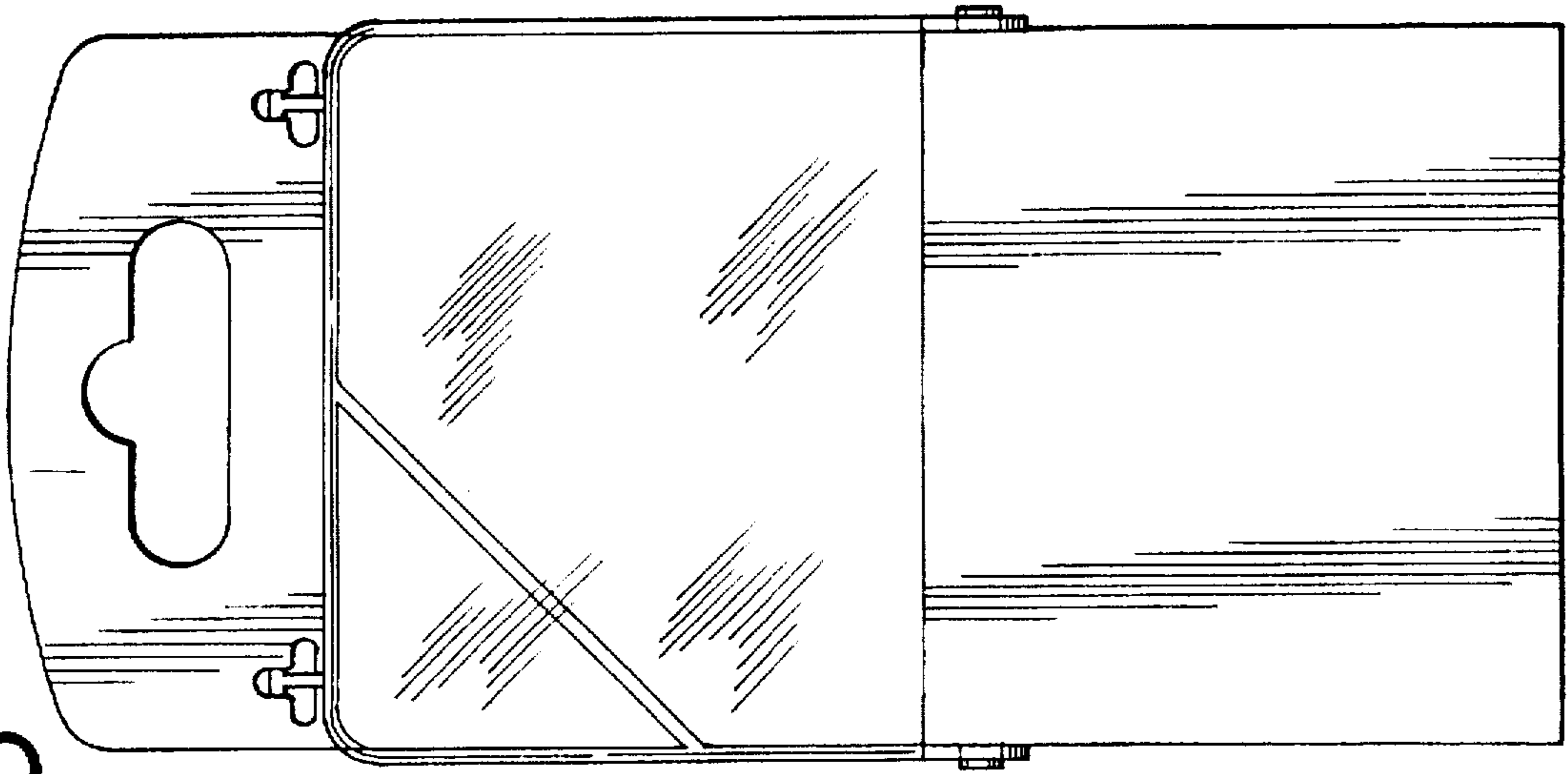


FIG.2

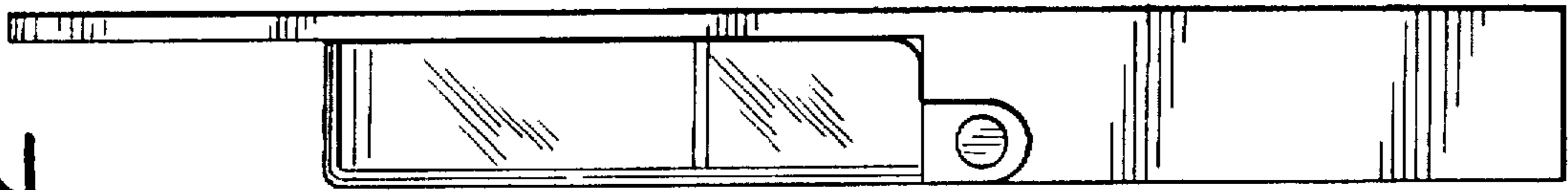


FIG.1

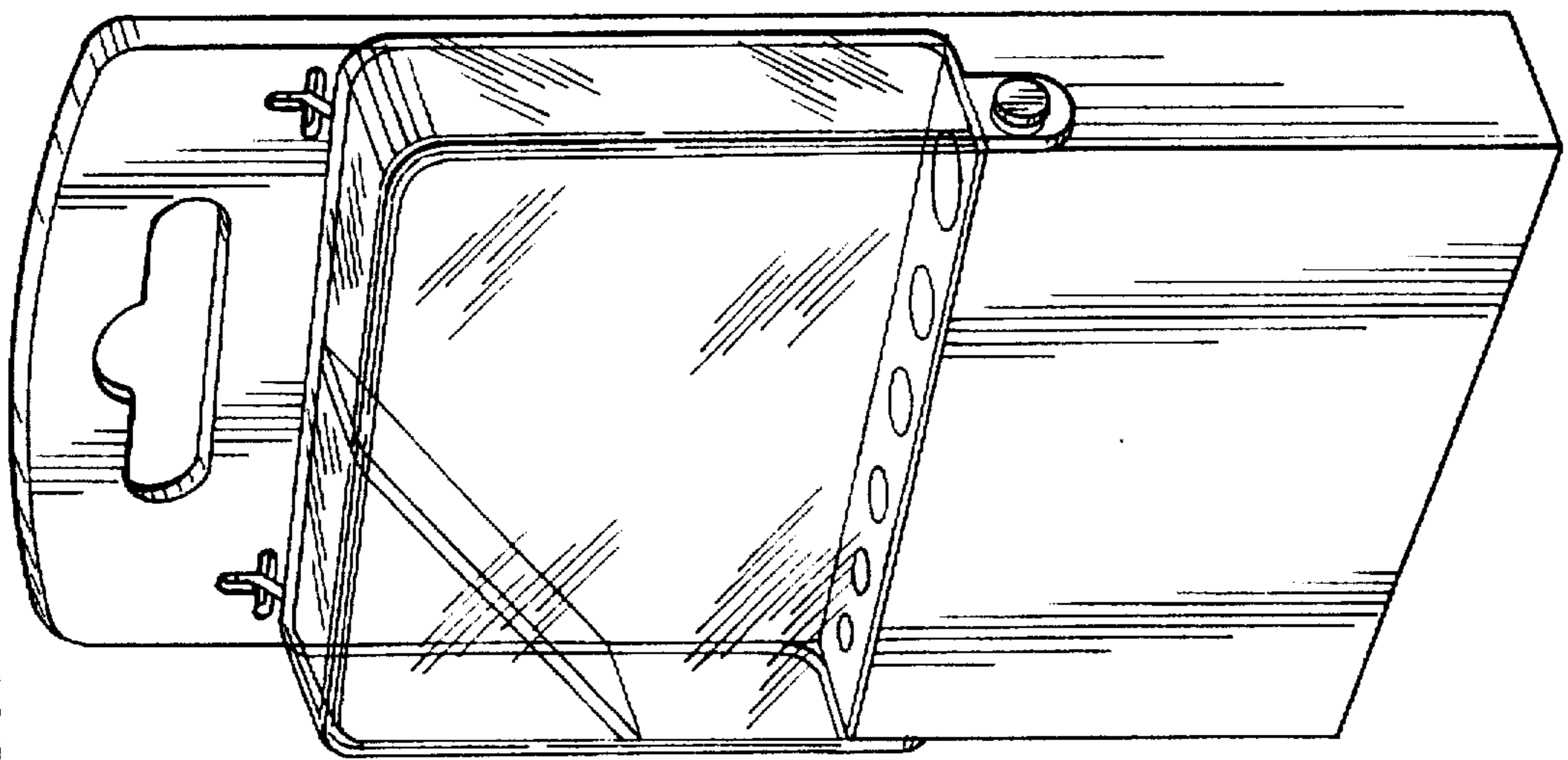


FIG.4

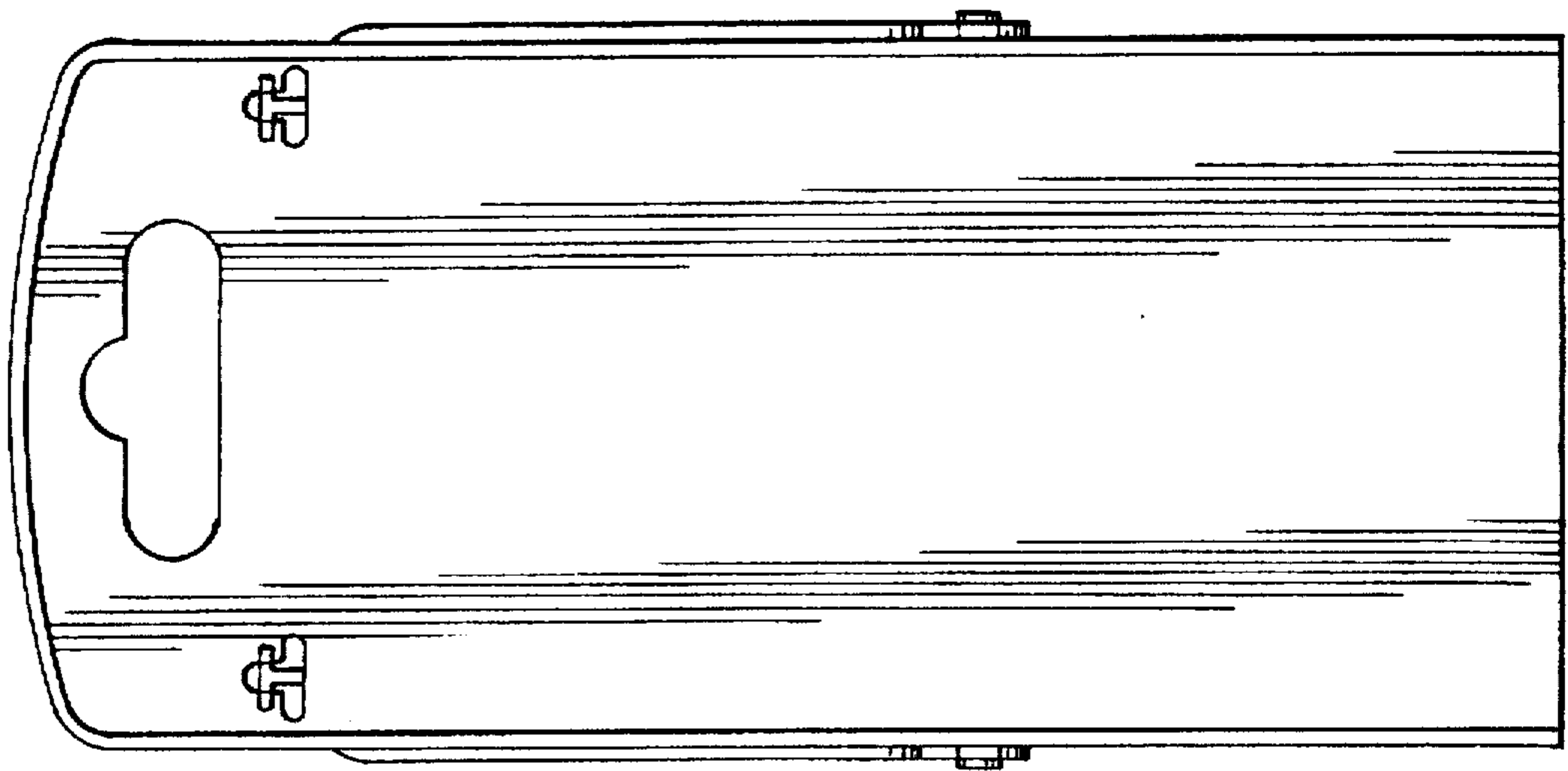


FIG.5

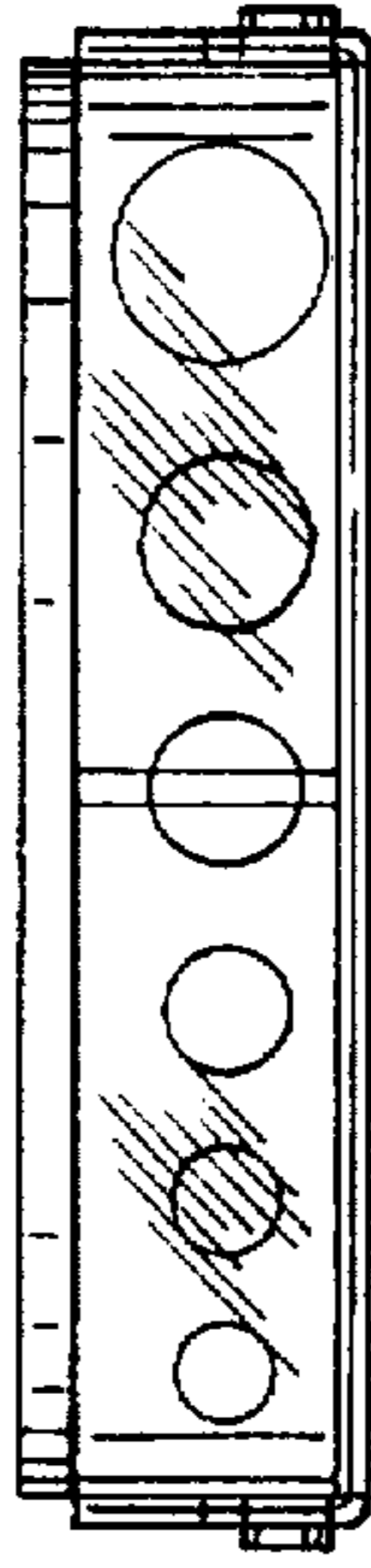


FIG.6




FIG.7

