



US00D394802S

United States Patent [19] Brandes

[11] Patent Number: **Des. 394,802**

[45] Date of Patent: *****Jun. 2, 1998**

[54] **CORNER PROTECTOR**

[75] Inventor: **Michael J. Brandes, Jasper, Ind.**

[73] Assignee: **The Servants, Inc.**

[*] Notice: The portion of the term of this patent subsequent to Oct. 21, 2011, has been disclaimed.

[**] Term: **14 Years**

[21] Appl. No.: **57,388**

[22] Filed: **Jul. 24, 1996**

[51] LOC (6) Cl. **08-09**

[52] U.S. Cl. **D8/403**

[58] Field of Search D8/403; D9/456, D9/434, 499; 248/345.1; 206/453, 586, 454, 523, 524, 326, 320-322; 40/730, 739, 741, 752, 761, 764, 778, 782-785, 790; D6/300, 301

[56] **References Cited**

U.S. PATENT DOCUMENTS

- D. 260,590 9/1981 Hobson D8/403
- D. 301,953 7/1989 Evenson D6/300 X
- 1,976,607 10/1934 Engel 40/778

- 2,471,545 5/1949 Rosenberg et al. 40/784
- 4,000,843 1/1977 Sorenson et al. 206/320 X
- 4,877,673 10/1989 Eckel et al. 206/586 X
- 4,883,179 11/1989 Dionne 206/453 X
- 5,447,233 9/1995 Smith 248/345.1 X

FOREIGN PATENT DOCUMENTS

- 2668458 4/1992 France 206/586
- 2827846 9/1979 Germany 206/586

Primary Examiner—Ted Shooman
Assistant Examiner—C. Tuttle
Attorney, Agent, or Firm—David W. Carrithers

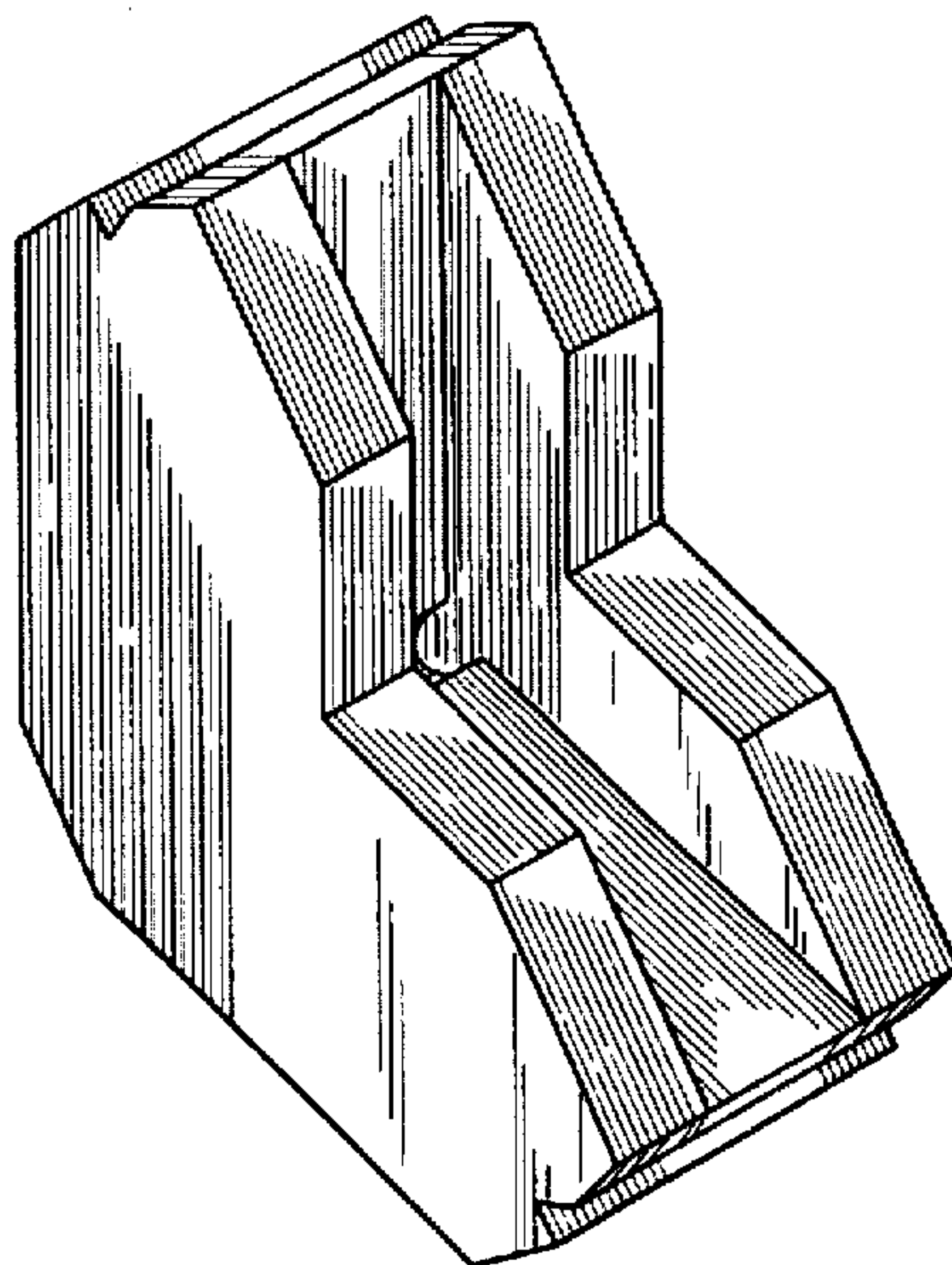
[57] **CLAIM**

The ornamental design for a corner protector, as shown and described.

DESCRIPTION

FIG. 1 is a front perspective view of my design for a corner protector;
FIG. 2 is a rear view thereof;
FIG. 3 is a front elevational view thereof;
FIG. 4 is a top plan view thereof;
FIG. 5 is an elevational left side view, the opposite side being a mirror image thereof; and,
FIG. 6 is a bottom plan view thereof.

1 Claim, 2 Drawing Sheets



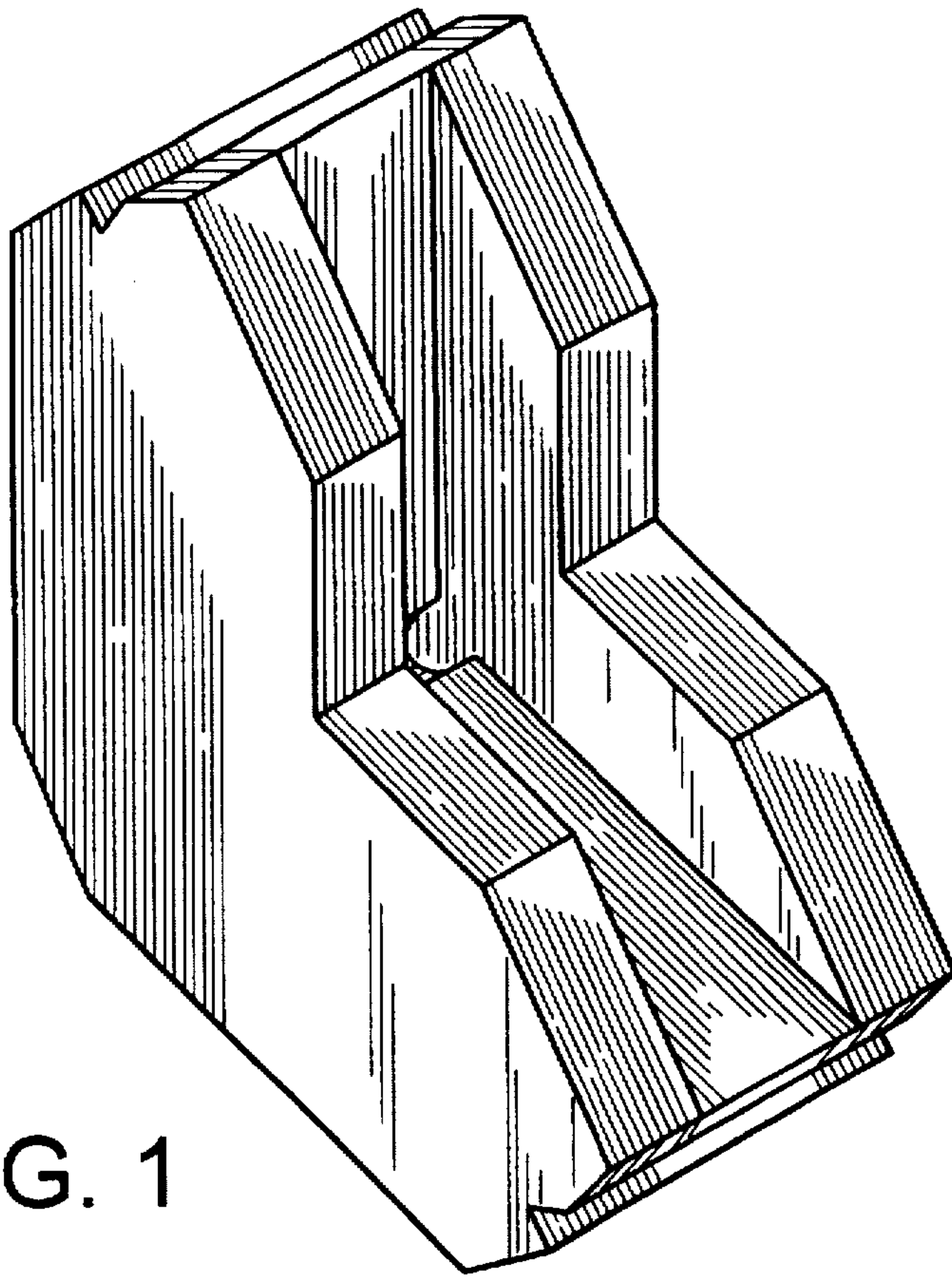


FIG. 1




FIG. 2

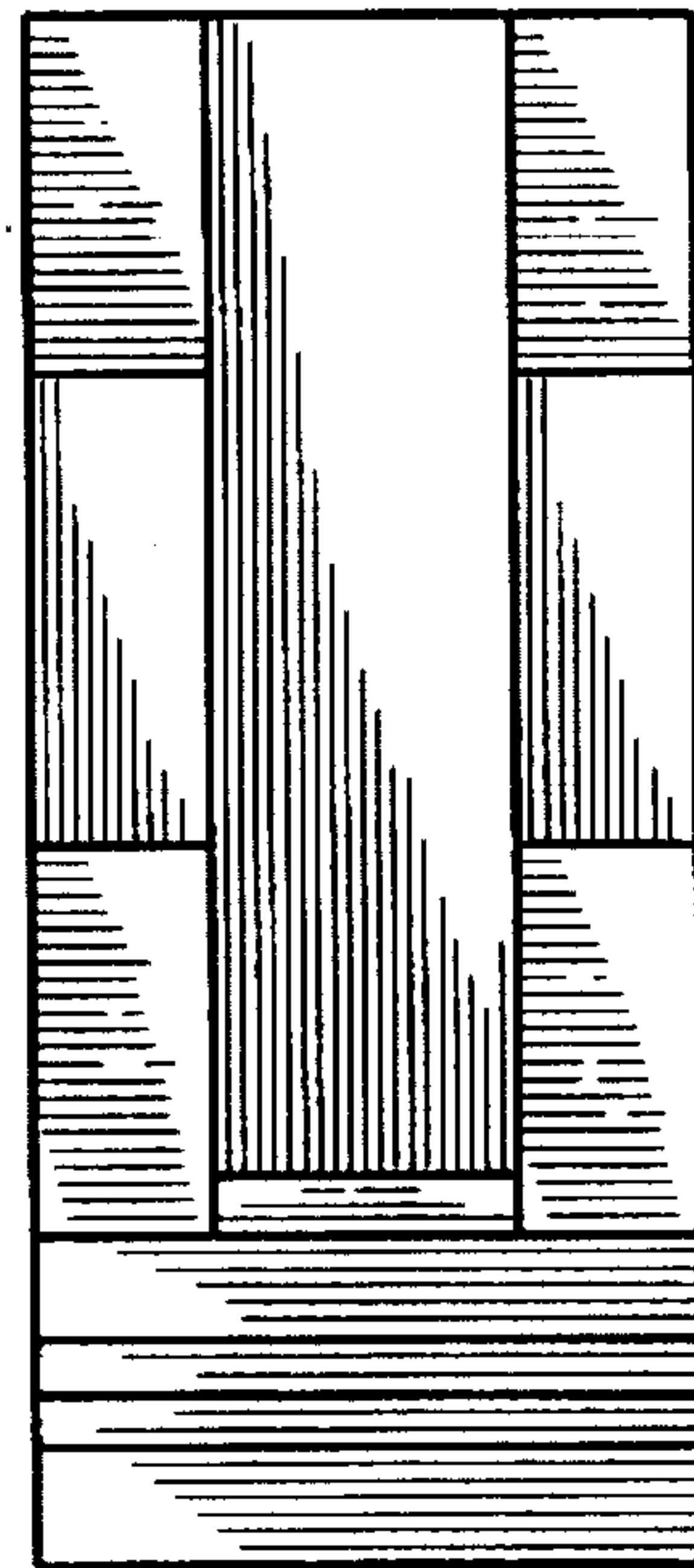


FIG. 3

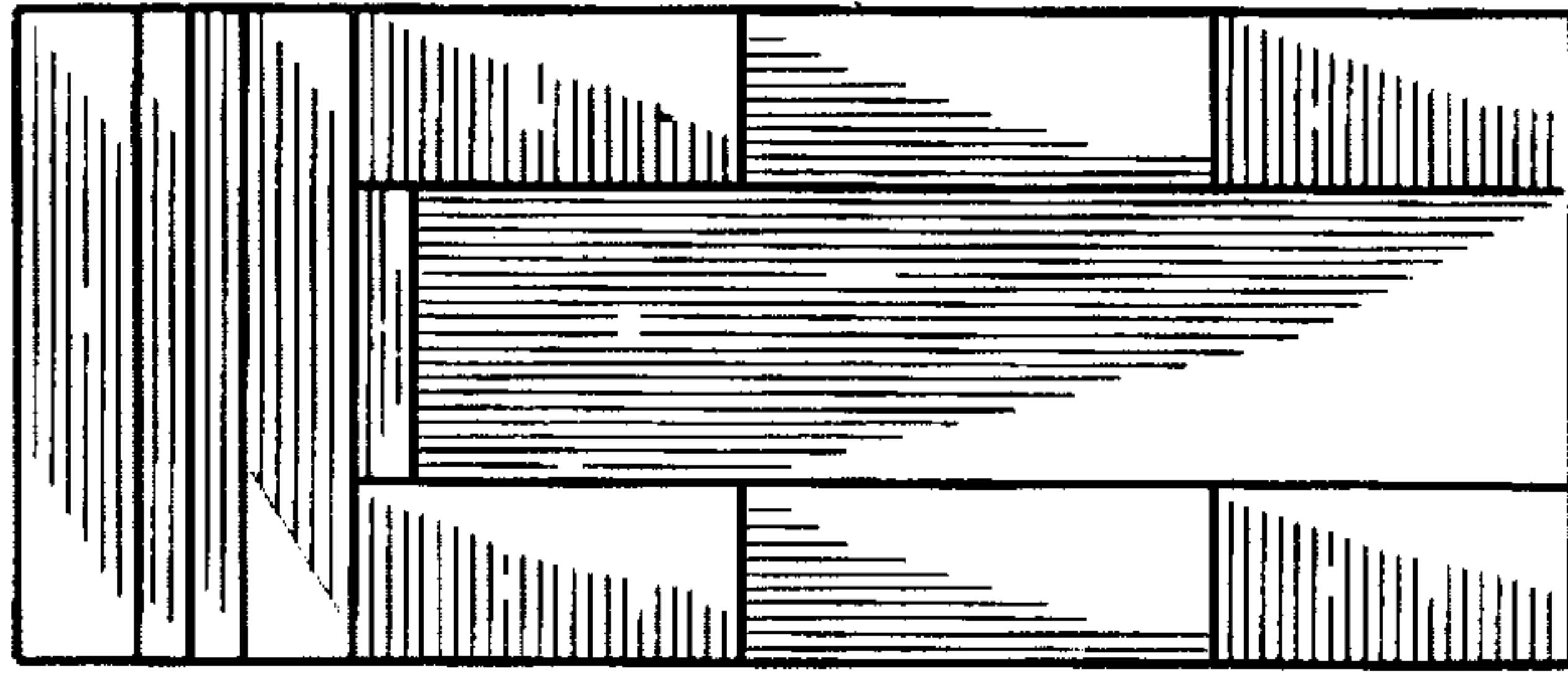


FIG. 4

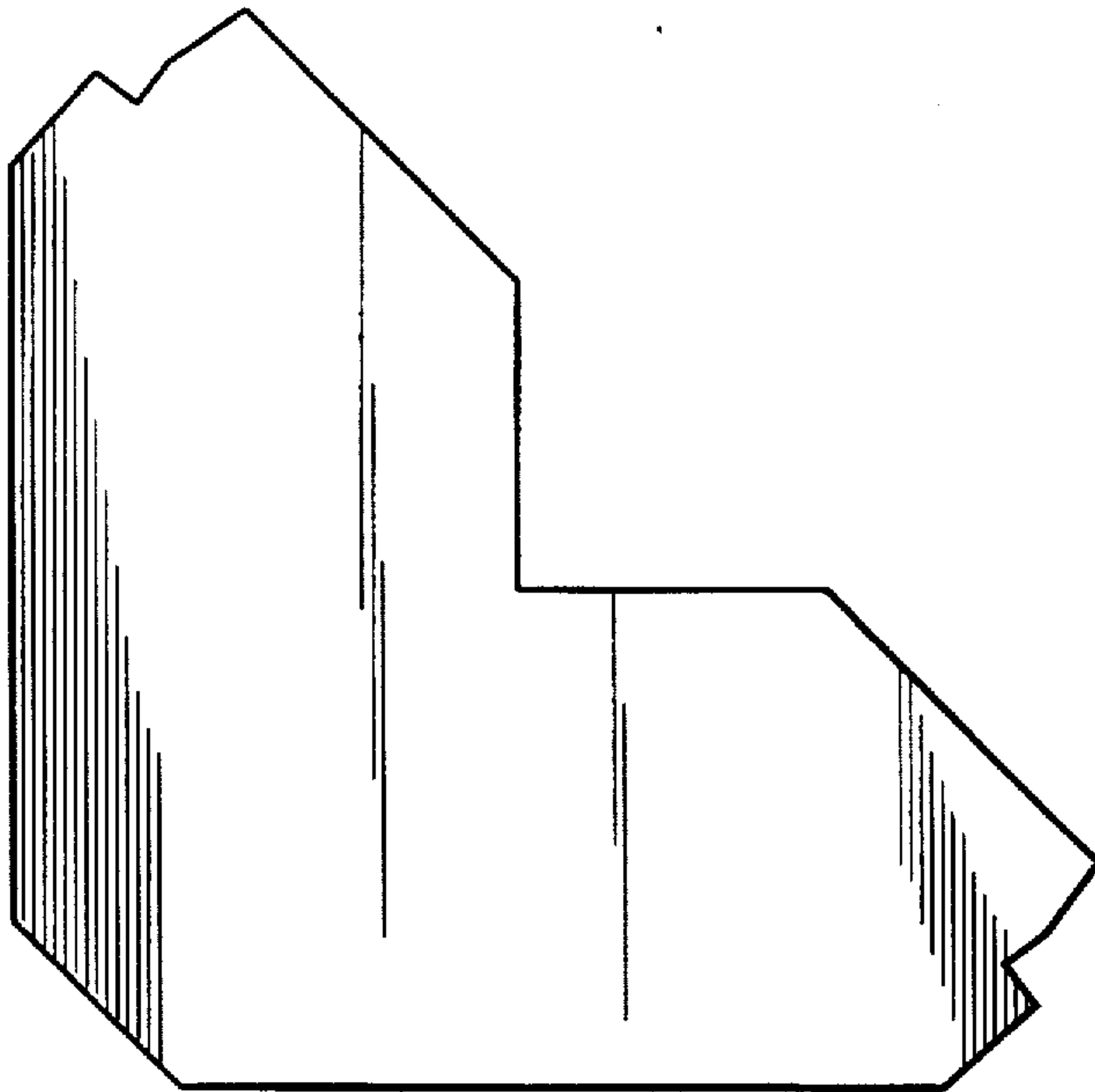


FIG. 5




FIG. 6