



US00D394801S

United States Patent [19]

[11] Patent Number: **Des. 394,801**

Blocher

[45] Date of Patent: ****Jun. 2, 1998**

[54] **CORD CLIP**

3,747,166	7/1973	Eross	248/229.26 X
3,832,796	9/1974	Cardwell et al.	43/25
5,137,243	8/1992	Stevens et al.	248/316.7
5,153,944	10/1992	Teel	2/243.1

[76] Inventor: **Dennis A. Blocher**, P.O. Box 931,
Marion, Ind. 46952

[**] Term: **14 Years**

FOREIGN PATENT DOCUMENTS

874718 8/1961 United Kingdom 24/339

[21] Appl. No.: **55,551**

Primary Examiner—Ted Shooman

[22] Filed: **Jun. 7, 1996**

Assistant Examiner—C. Tuttle

[51] **LOC (6) Cl.** **08-08**

Attorney, Agent, or Firm—Bose McKinney & Evans

[52] **U.S. Cl.** **D8/395; D8/356; D8/396**

[57] **CLAIM**

[58] **Field of Search** D8/356, 373, 382,
D8/383, 394-396, 364; 24/336, 339, 129 R,
130, 129 D; 248/229.16, 74.2, 229.26,
682, 316.1, 316.2, 316.7; 174/135

The ornamental design for a cord clip, as shown and described.

DESCRIPTION

[56] **References Cited**

FIG. 1 is a front elevation view of a cord clip showing my new design in use with an electrical cord (shown in phantom);

U.S. PATENT DOCUMENTS

D. 228,738	10/1973	Albrizzi	D8/394
D. 275,174	8/1984	Rolli	D8/356
800,050	9/1905	Ayres	24/129 A
2,292,140	8/1942	Lofgren	24/130
3,043,902	7/1962	Klein	174/146
3,141,359	7/1964	Bennett et al.	248/52 X
3,275,969	9/1966	Sheeran	439/451
3,370,815	2/1968	Opperthausen	248/74.2
3,388,227	6/1968	Basso et al.	24/120 D X
3,630,195	12/1971	Santomieri	24/336 X

FIG. 2 is a right side view thereof;

FIG. 3 is an inverted rear elevational view thereof;

FIG. 4 is a left view thereof;

FIG. 5 is a top view thereof; and,

FIG. 6 is a bottom view thereof.

The broken line showing of the cord is for illustrative purposes only and forms no part of the claimed design.

1 Claim, 1 Drawing Sheet

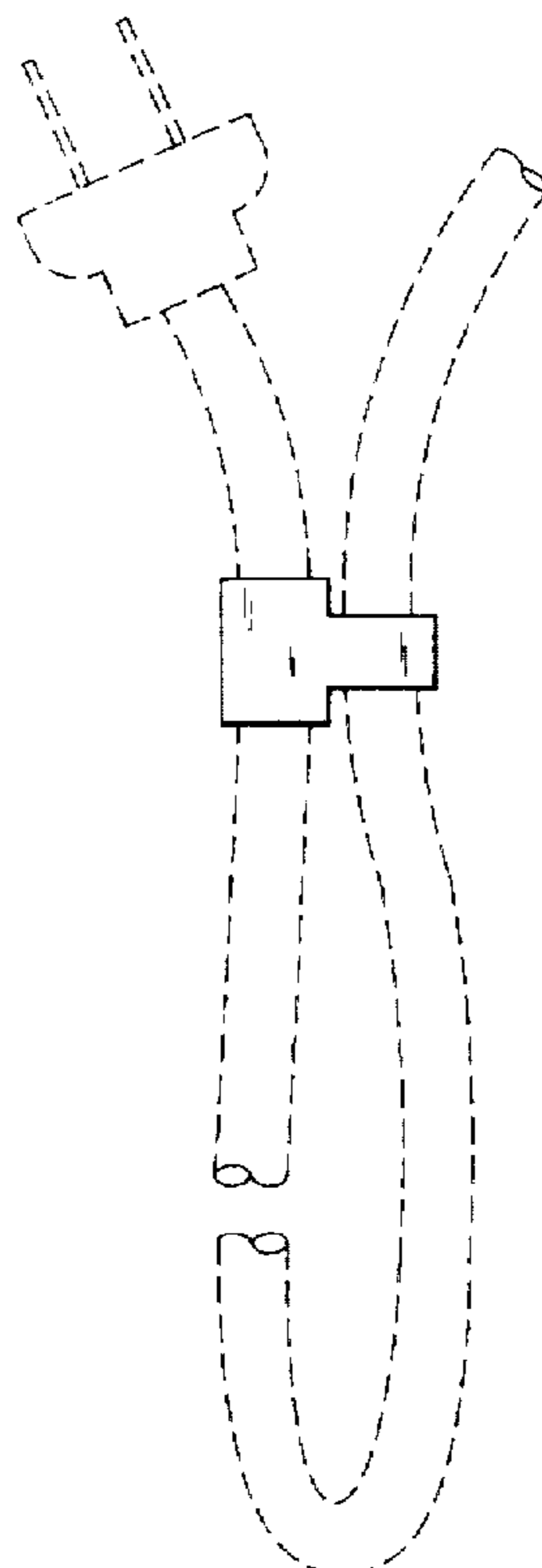




FIG. 5

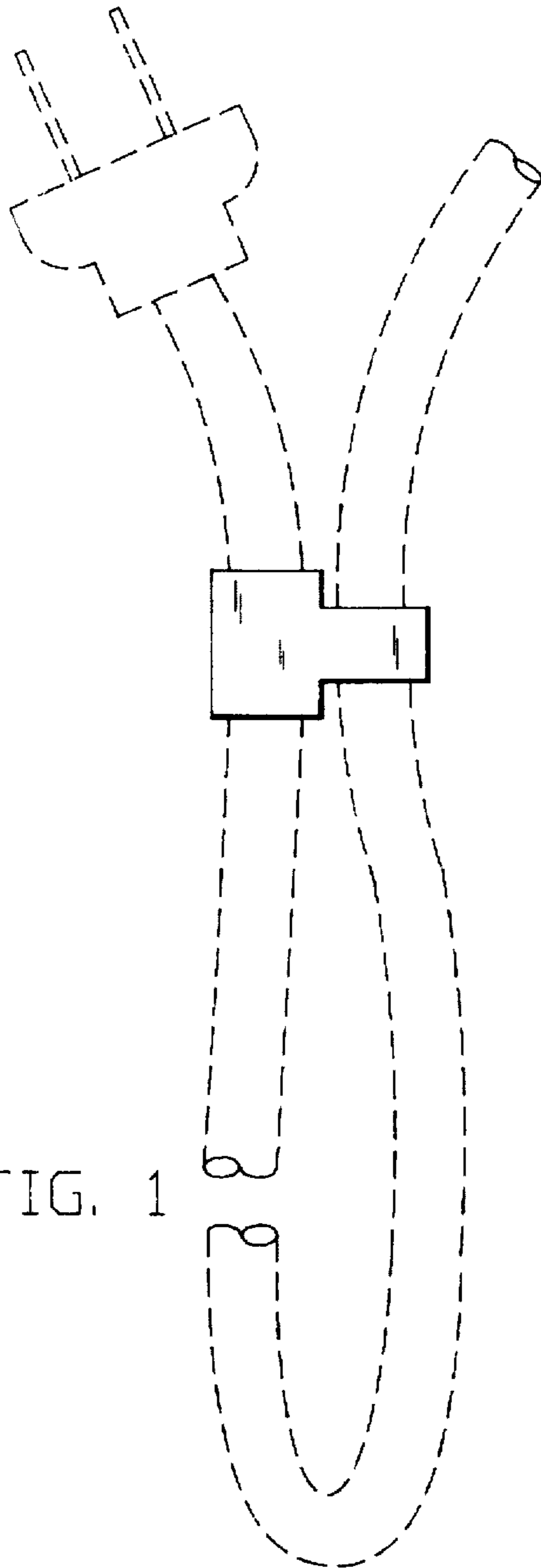


FIG. 1



FIG. 4



FIG. 2

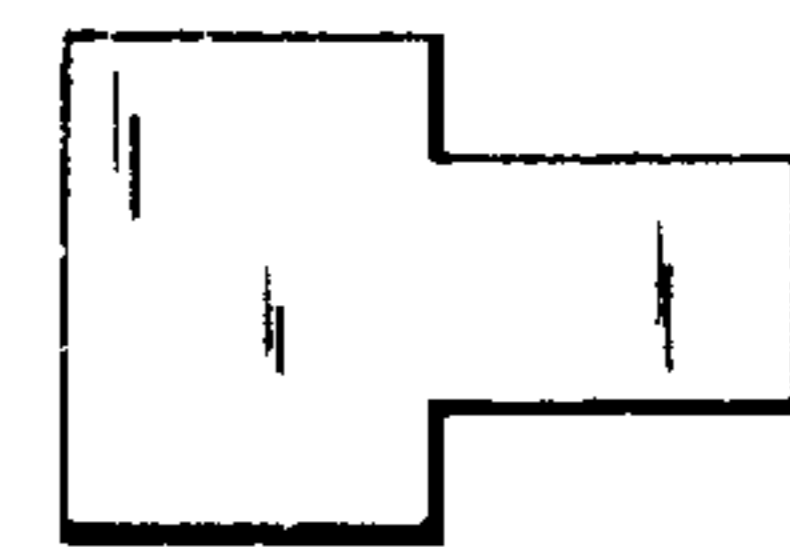


FIG. 3

FIG. 6

