



US00D394783S

# United States Patent [19]

Ancona et al.

[11] Patent Number: **Des. 394,783**

[45] Date of Patent: **\*\*Jun. 2, 1998**

[54] **HANDLE FOR A COLLAPSIBLE BARBECUE TOOL**

[75] Inventors: **Bruce E. Ancona**, New York, N.Y.;  
**Daniel Winigrad**, Jersey City, N.J.

[73] Assignee: **Ekco Housewares, Inc.**, Franklin Park, Ill.

[\*\*] Term: **14 Years**

[21] Appl. No.: **57,608**

[22] Filed: **Jul. 29, 1996**

[51] LOC (6) Cl. .... **07-02**

[52] U.S. Cl. .... **D7/395**; D8/107

[58] Field of Search ..... D7/393-395, 354-361,  
D7/688, 691; 16/110 A, 114 R, 114 A;  
D8/107

[56] **References Cited**

**U.S. PATENT DOCUMENTS**

D. 258,861 4/1981 Bratton et al. .... D7/395 X

D. 284,634 7/1986 Sumikama ..... D7/393 X  
D. 327,809 7/1992 Hacker ..... D7/395  
D. 348,799 7/1994 Munari ..... D7/395  
D. 353,513 12/1994 Kong ..... D7/395

*Primary Examiner*—Caron D. Veynar

*Attorney, Agent, or Firm*—Wolf, Greenfield & Sacks, P.C.

[57] **CLAIM**

The ornamental design for a handle for a collapsible barbecue tool, as shown and described.

**DESCRIPTION**

FIG. 1 is a top view of a handle for a collapsible barbecue tool showing our new design, the bottom view being a mirror image thereof;


FIG. 2 is a view of one end of the handle for a collapsible barbecue tool; and,

FIG. 3 is a view of the other end of the handle for a collapsible barbecue tool.

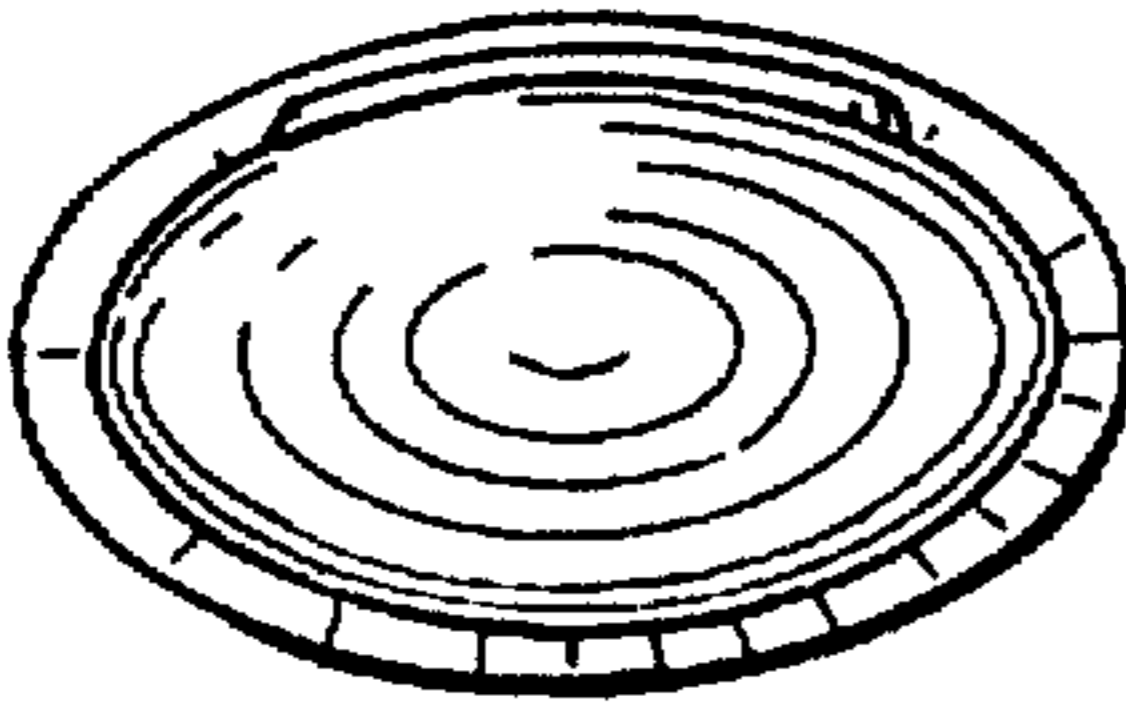
The broken line showing of a shaft in FIG. 1 is for illustrative purposes only and forms no part of the claimed design.

**1 Claim, 1 Drawing Sheet**

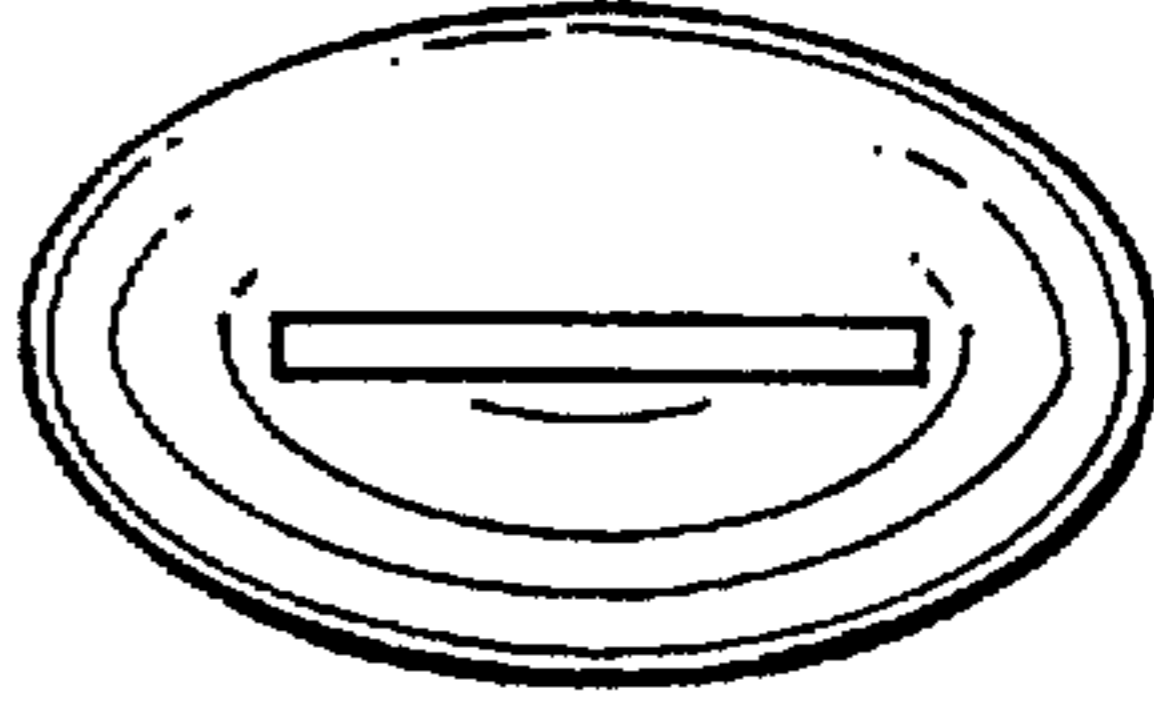




*Fig. 1*



*Fig. 2*



*Fig. 3*