



US00D394777S

United States Patent [19]

Derby, Sr. et al.

[11] Patent Number: Des. 394,777

[45] Date of Patent: **Jun. 2, 1998

[54] PICNIC TABLE BENCH COVER

[76] Inventors: Edward J. Derby, Sr.; Janice M. Derby, both of 2701 Hancock Rd., Williamstown, Mass. 01267

[**] Term: 14 Years

[21] Appl. No.: 63,016

[22] Filed: Nov. 21, 1996

[51] LOC (6) Cl. 06-13

[52] U.S. Cl. D6/611; D6/601

[58] Field of Search D6/601, 604, 606, D6/610, 611, 595, 596, 335, 336, 368; 297/228.12, 228.13, 219.1, 229, 250.1, 256.16, 350, 351, 380, 653, 656, 922; 5/417, 418, 94, 420, 419

[56] **References Cited**

U.S. PATENT DOCUMENTS

D. 318,971	8/1991	Mitchell	D6/611	X
D. 336,812	6/1993	Walper	D6/617	
D. 362,579	9/1995	Short	D6/601	
D. 366,383	1/1996	Briegleb	D6/601	
D. 379,047	5/1997	Richard	D6/601	
3,266,545	8/1966	Kruissink	297/228.12	
3,310,091	3/1967	Geisen et al.	150/52	
3,353,867	11/1967	Anderson	297/228.13	
4,190,918	3/1980	Harvell	5/417	X
4,597,605	7/1986	Gilbert	297/219	

4,627,363	12/1986	Jones	108/90
4,705,084	11/1987	Rodebaugh	150/52
5,066,001	11/1991	Wilkinson	5/420
5,265,292	11/1993	Underell	5/420 X
5,403,066	4/1995	Drum	297/219.1
5,441,789	8/1995	Walker	428/78

Primary Examiner—James Gandy
Assistant Examiner—Linda Brooks

[57] **CLAIM**

The ornamental design for a picnic table bench cover, as shown and described.

DESCRIPTION

FIG. 1 is a front elevational view of the picnic table bench cover showing our new design;
 FIG. 2 is a rear elevational view thereof;
 FIG. 3 is a right side view thereof;
 FIG. 4 is a left side view thereof;
 FIG. 5 is a top plan view thereof; and,
 FIG. 6 is a bottom plan view thereof.
 FIG. 7 is a side view thereof with the straps fastened securely under the bench portion, with a picnic bench shown in broken lines for purposes of illustration only and forming no part of the claimed design, it being understood that the opposite side is a mirror image.
 The pattern of criss-cross lines shown partially on the surface of the picnic table bench cover in FIGS. 1-7 is understood to repeat uniformly across the entire surface.

1 Claim, 3 Drawing Sheets

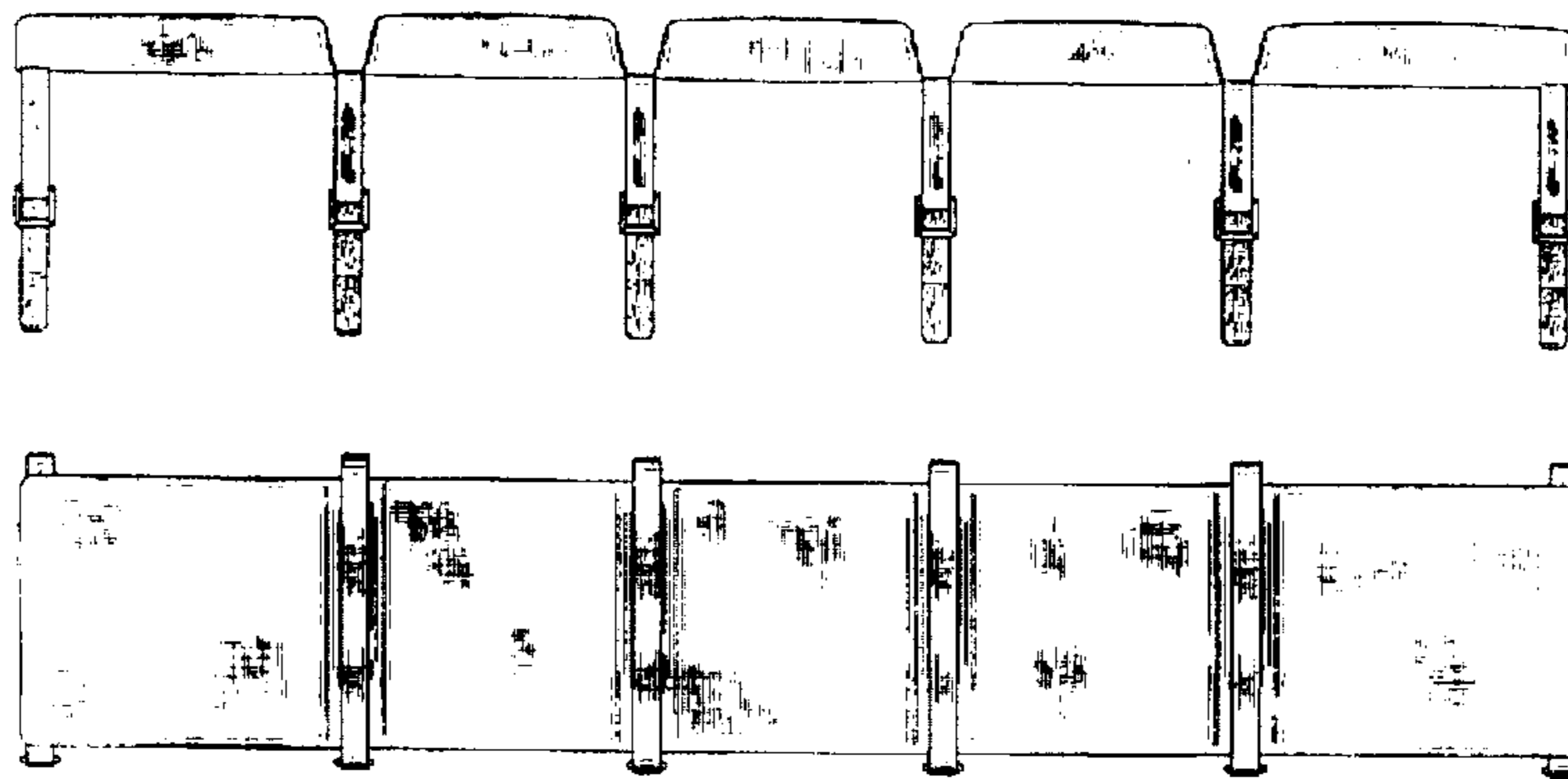


FIG. 1

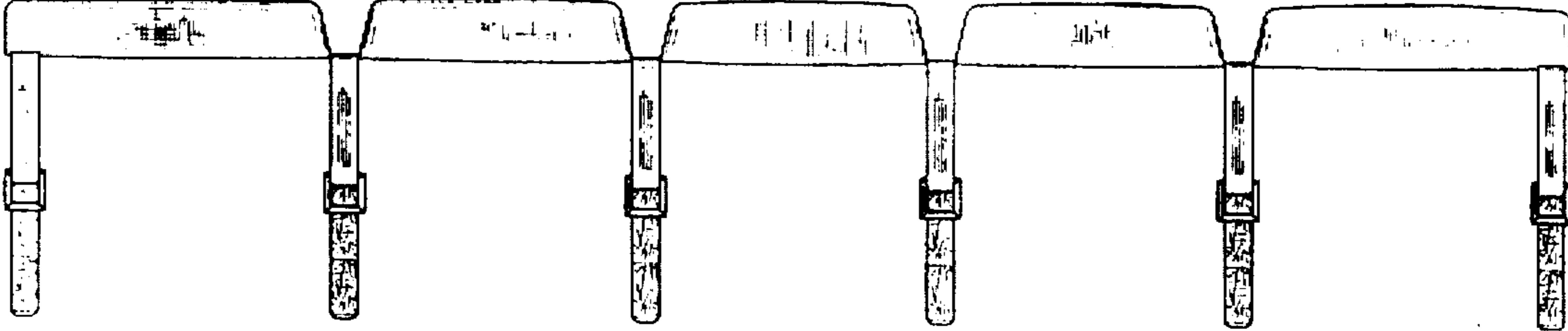


FIG. 2

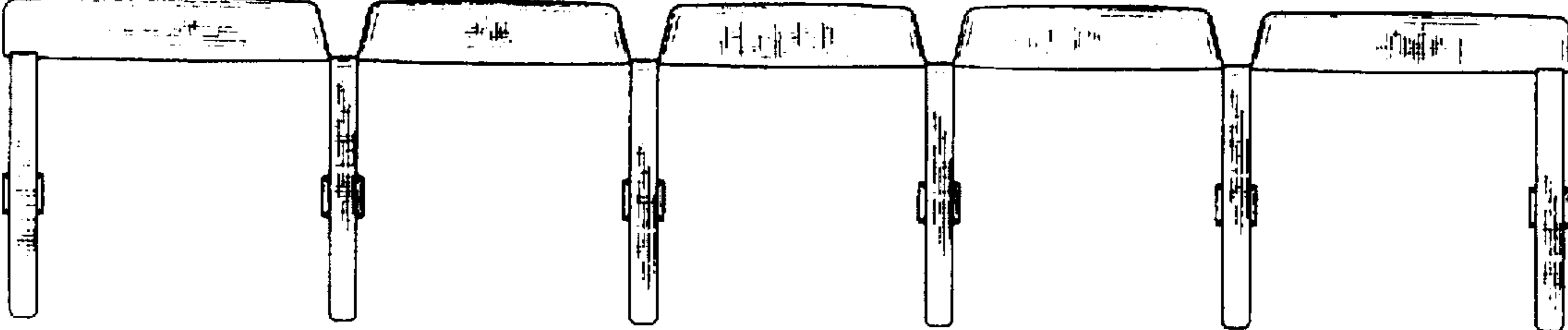


FIG. 3

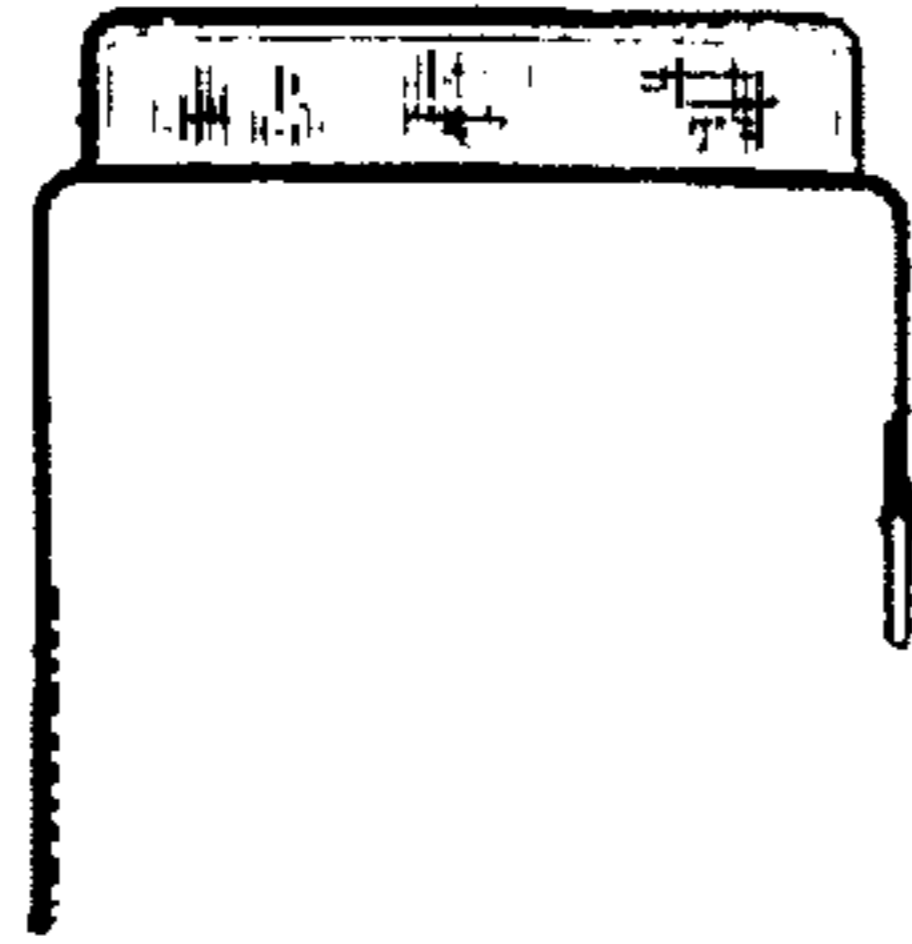


FIG. 4

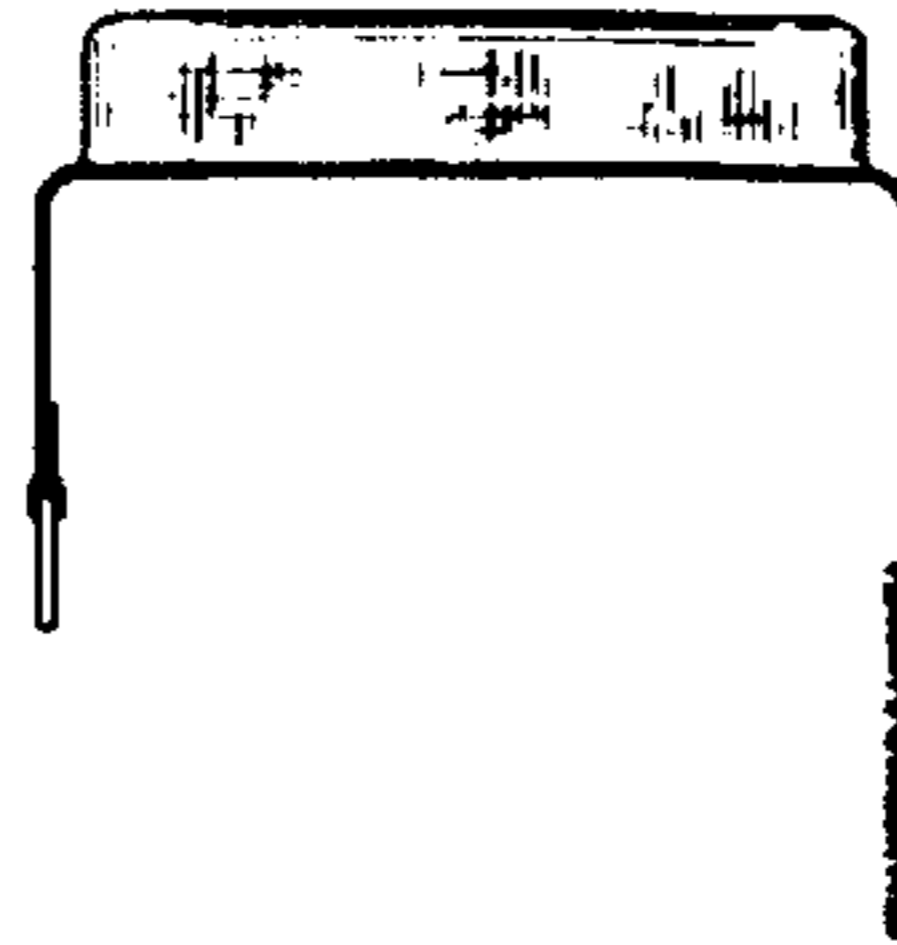


FIG. 5

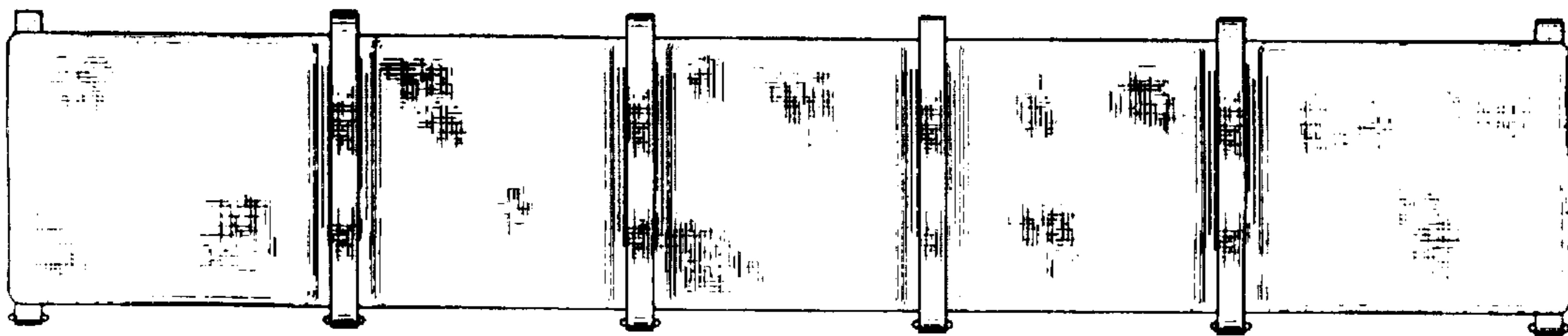


FIG. 6

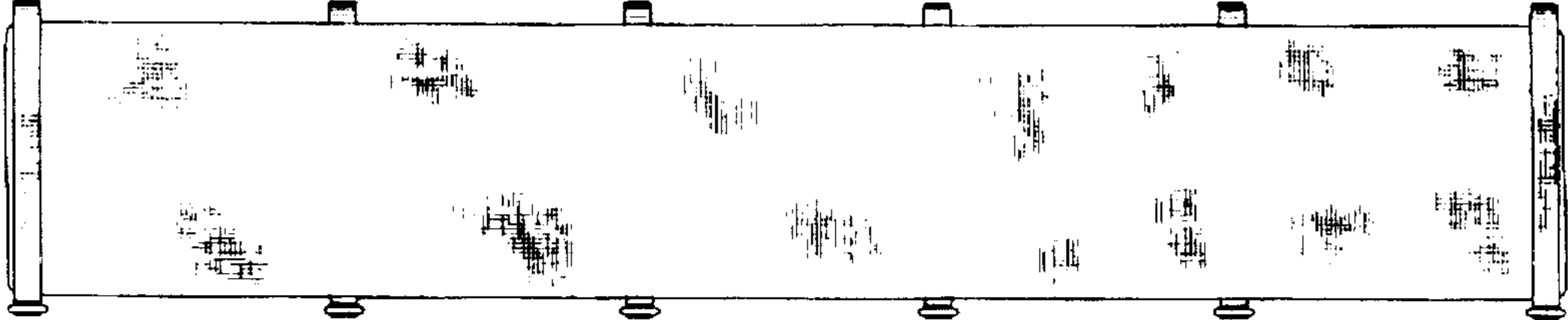


FIG. 7

