



US00D394773S

United States Patent [19] Patel

[11] Patent Number: **Des. 394,773**

[45] Date of Patent: ****Jun. 2, 1998**

[54] **SOAPDISH**

| | | | |
|-----------|---------|--------------------|----------|
| 2,283,704 | 5/1942 | Studel | D7/610 X |
| 3,115,253 | 12/1963 | Malbin et al. | D7/610 X |
| 4,501,355 | 2/1985 | Hoffman | 206/77.1 |

[75] Inventor: **Jitendra S. Patel**, Jackson Heights, N.Y.

OTHER PUBLICATIONS

[73] Assignee: **Sitlax, Ltd.**, Woodside, N.Y.

Copies of photographs of Sitlax Soapdish Model No. BS-3, 1987.

[**] Term: **14 Years**

Hold Everything Catalog Stainless Steel Soapdish, p. 37, Apr. 26, 1991.

[21] Appl. No.: **69,515**

Primary Examiner—Pamela J. Burgess

[22] Filed: **Apr. 23, 1997**

Attorney, Agent, or Firm—Lerner, David, Littenberg, Krumholz & Mentlik

[51] LOC (6) Cl. **23-02**

[52] U.S. Cl. **D6/536; D7/552; D7/610**

[58] **Field of Search** D6/536, 539, 595, D6/596, 601, 524, 532, 529, 533, 534, 538, 535, 537; 206/77.1; 211/13.1, 88; D7/610, 369, 550, 667, 505, 552; 248/346.4, 206.2, 311.2

[57] CLAIM

The ornamental design for a soapdish, as shown and described.

DESCRIPTION

[56] References Cited

U.S. PATENT DOCUMENTS

| | | | |
|------------|---------|----------------------|----------|
| D. 188,286 | 6/1960 | Hassey | D7/552 X |
| D. 285,159 | 8/1986 | Weder | D7/610 |
| D. 287,321 | 12/1986 | Bussell | D6/539 |
| D. 312,554 | 12/1990 | Daenen et al. | D7/552 X |
| D. 312,740 | 12/1990 | Greenhut et al. | D6/536 |
| D. 314,307 | 2/1991 | Bush | D7/505 |
| D. 323,092 | 1/1992 | Fenner, Sr. | D6/596 |
| D. 341,972 | 12/1993 | Tiramino et al. | D6/536 |
| 1,061,026 | 5/1913 | Thomas | D7/552 X |

FIG. 1 is a top perspective view of a soapdish showing my new design;

FIG. 2 is a top plan view thereof;

FIG. 3 is a right side view thereof (the left side view is a mirror image of the right side view);

FIG. 4 is a bottom plan view thereof;

FIG. 5 is a top perspective view thereof, shown in an exploded position for clarity of disclosure; and,

FIG. 6 is a bottom perspective view thereof, shown in an exploded position for clarity of disclosure.

1 Claim, 3 Drawing Sheets

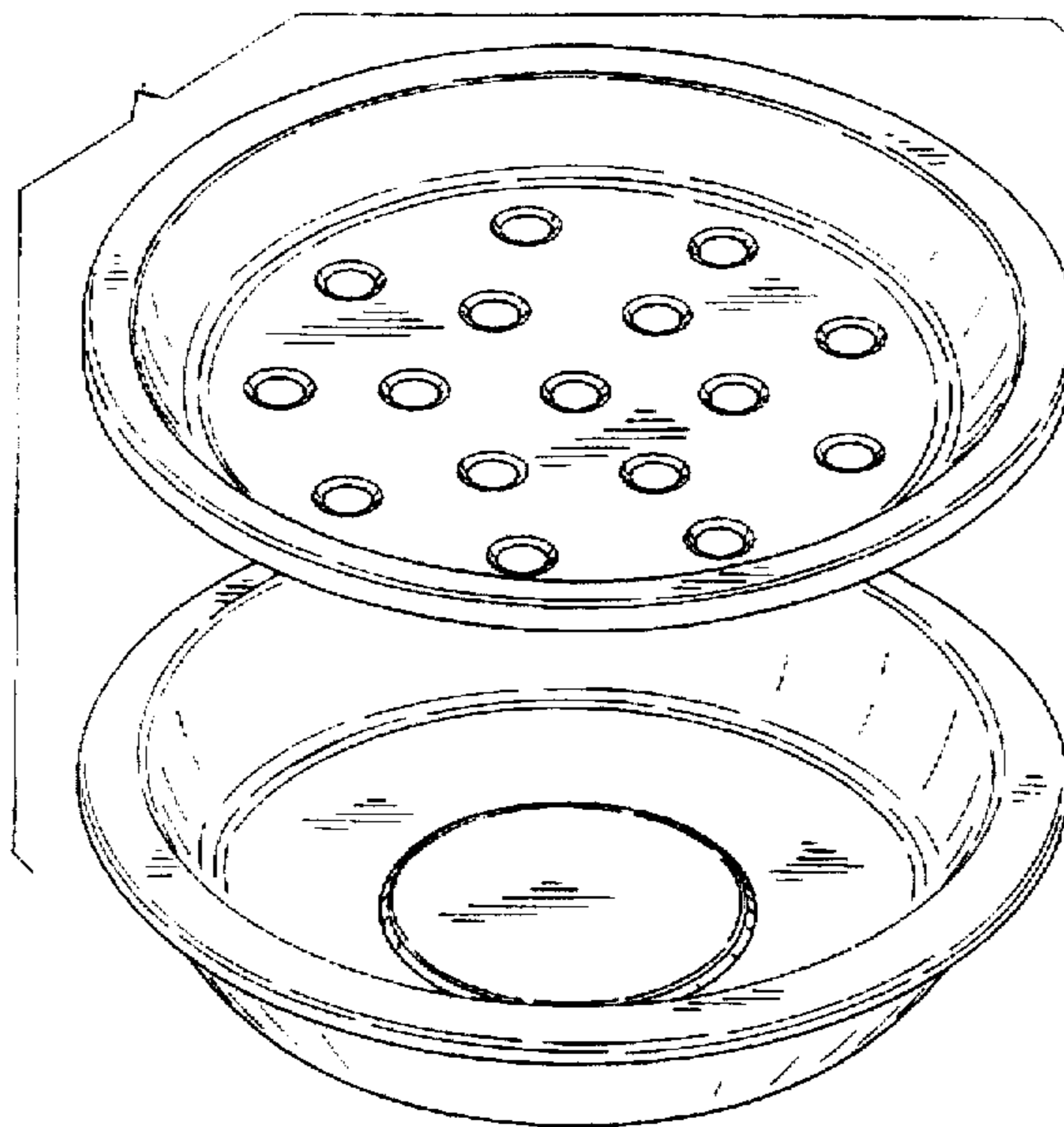


FIG. 1

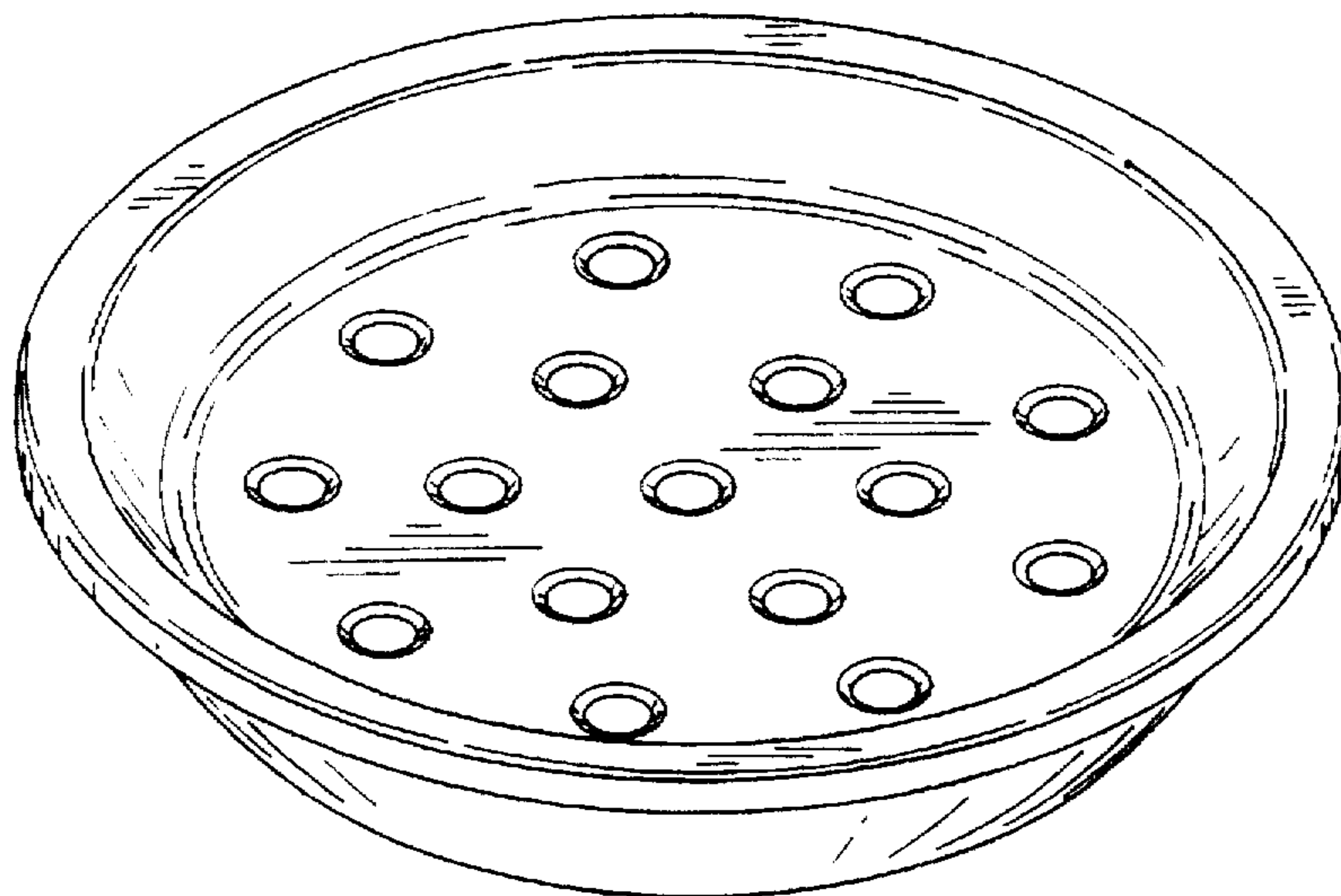


FIG. 2

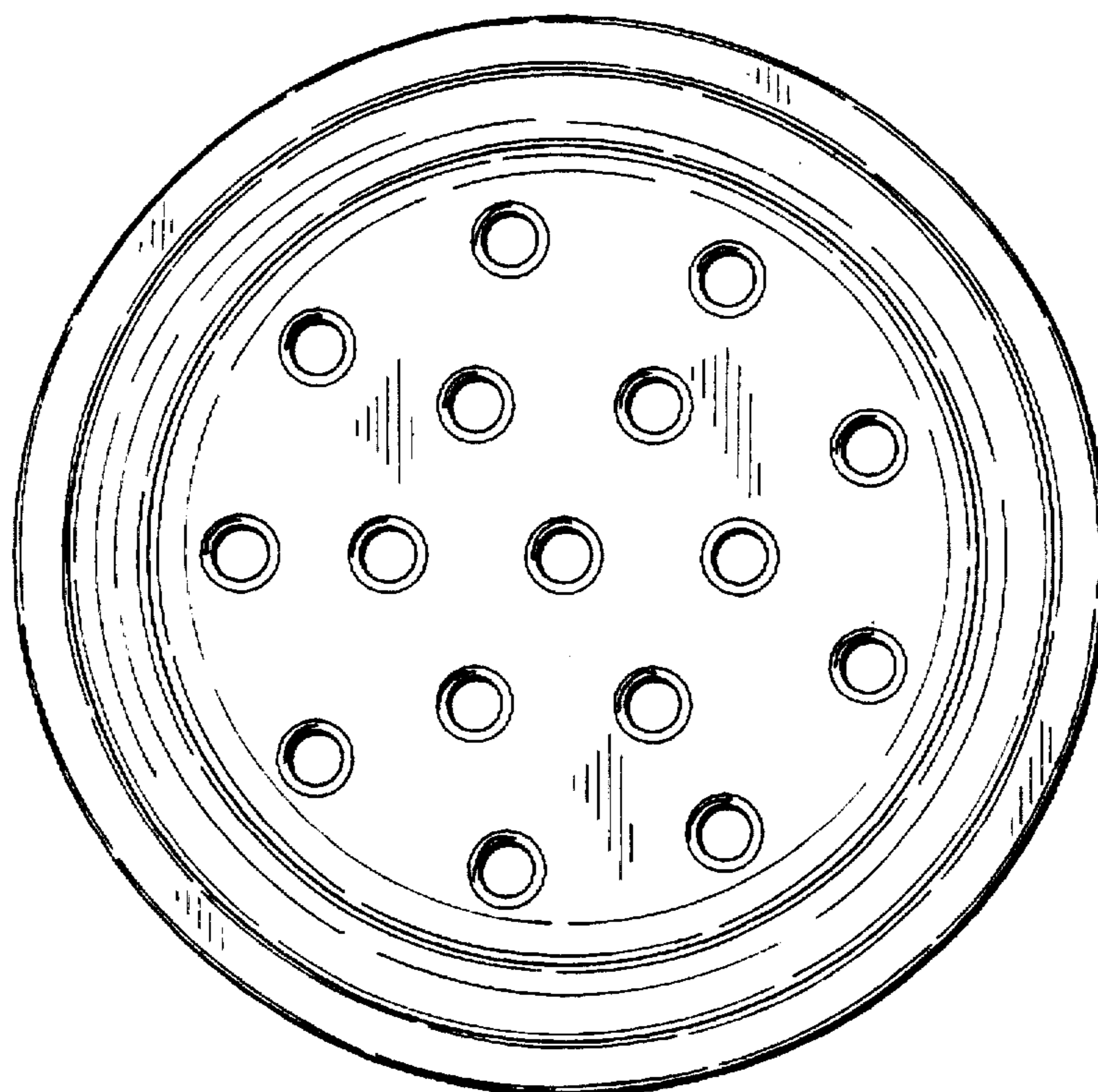


FIG. 3




FIG. 4

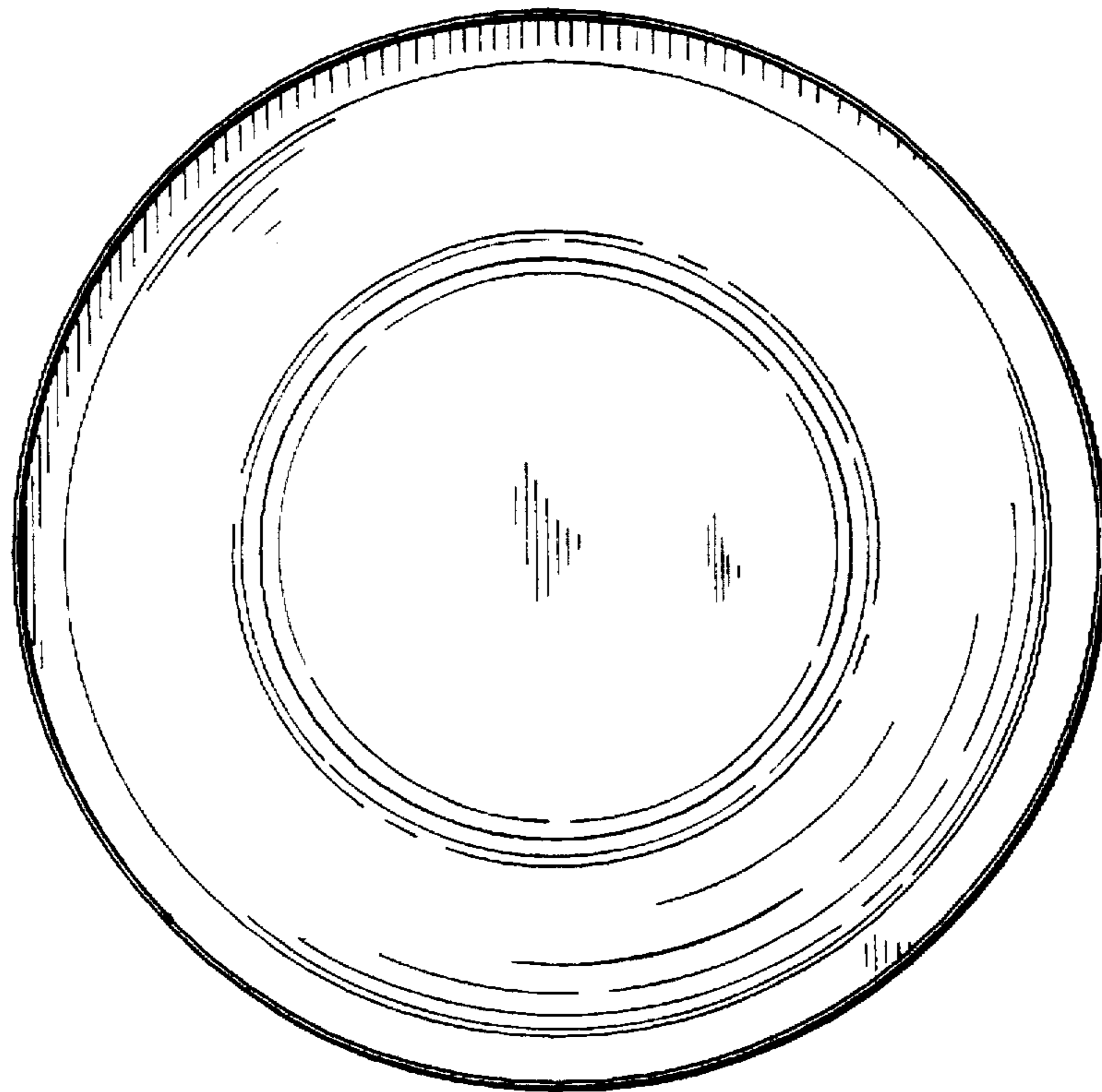


FIG. 5

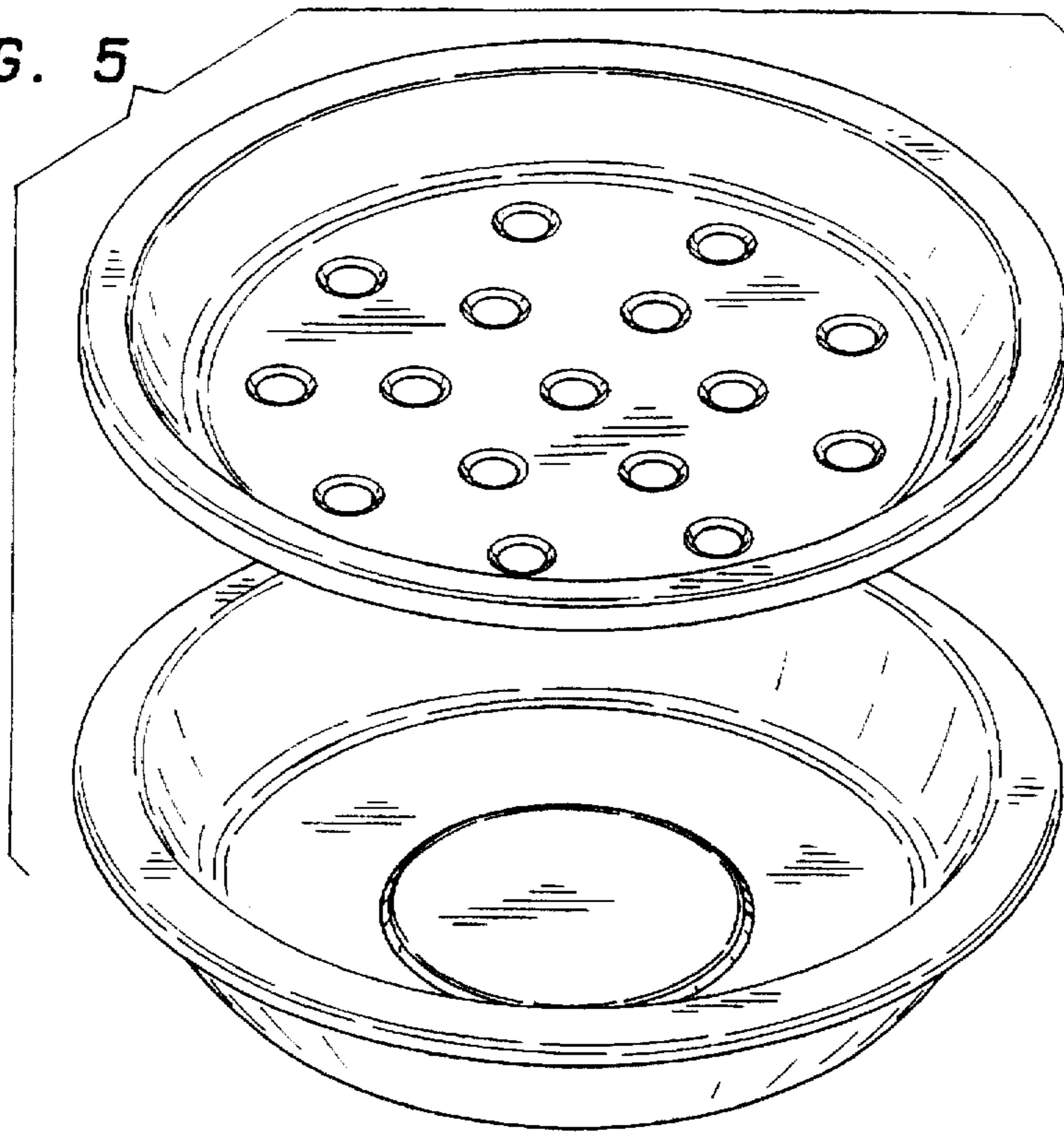


FIG. 6

