



US00D394768S

United States Patent [19]
Draheim

[11] **Patent Number:** **Des. 394,768**
[45] **Date of Patent:** ****Jun. 2, 1998**

[54] **CRIB ENDBOARD**

[75] **Inventor:** **Harvey J. Draheim**, Weyauwega, Wis.

[73] **Assignee:** **Simmons Juvenile Products Company, Inc.**, New London, Wis.

[**] **Term:** **14 Years**

[21] **Appl. No.:** **73,055**

[22] **Filed:** **Jun. 30, 1997**

[51] **LOC (6) Cl.** **06-01**

[52] **U.S. Cl.** **D6/508**

[58] **Field of Search** D6/382, 383, 388-395,
D6/505-508; 5/53.1, 279.1, 280, 281, 907,
93.1, 93.2, 99.1, 101

[56] **References Cited**

U.S. PATENT DOCUMENTS

D. 329,955	10/1992	Brunner et al.	D6/508
D. 335,057	4/1993	Brunner et al.	D6/508
D. 358,286	5/1995	Brunner et al.	D6/508
D. 368,400	4/1996	Brunner et al.	D6/508

OTHER PUBLICATIONS

Simmons Little Folks, Feb. 1995, Barrow crib at lower left.

Primary Examiner—Janice E. Seeger
Attorney, Agent, or Firm—Hoffmann & Baron, LLP

[57] **CLAIM**

The ornamental design of a crib endboard, as shown and described.

DESCRIPTION

FIG. 1 is a top perspective view of a crib endboard showing our new design;

FIG. 2 is a top plan view thereof;

FIG. 3 is a front elevation view thereof;

FIG. 4 is a side elevation view thereof, the opposite side being a mirror image thereof;

FIG. 5 is a rear elevation view thereof;

FIG. 6 is a bottom plan view thereof;

FIG. 7 is a sectional view taken along line 7—7 of FIG. 3; and,

FIG. 8 is a sectional view taken along line 8—8 of FIG. 3.

1 Claim, 5 Drawing Sheets




FIG-1

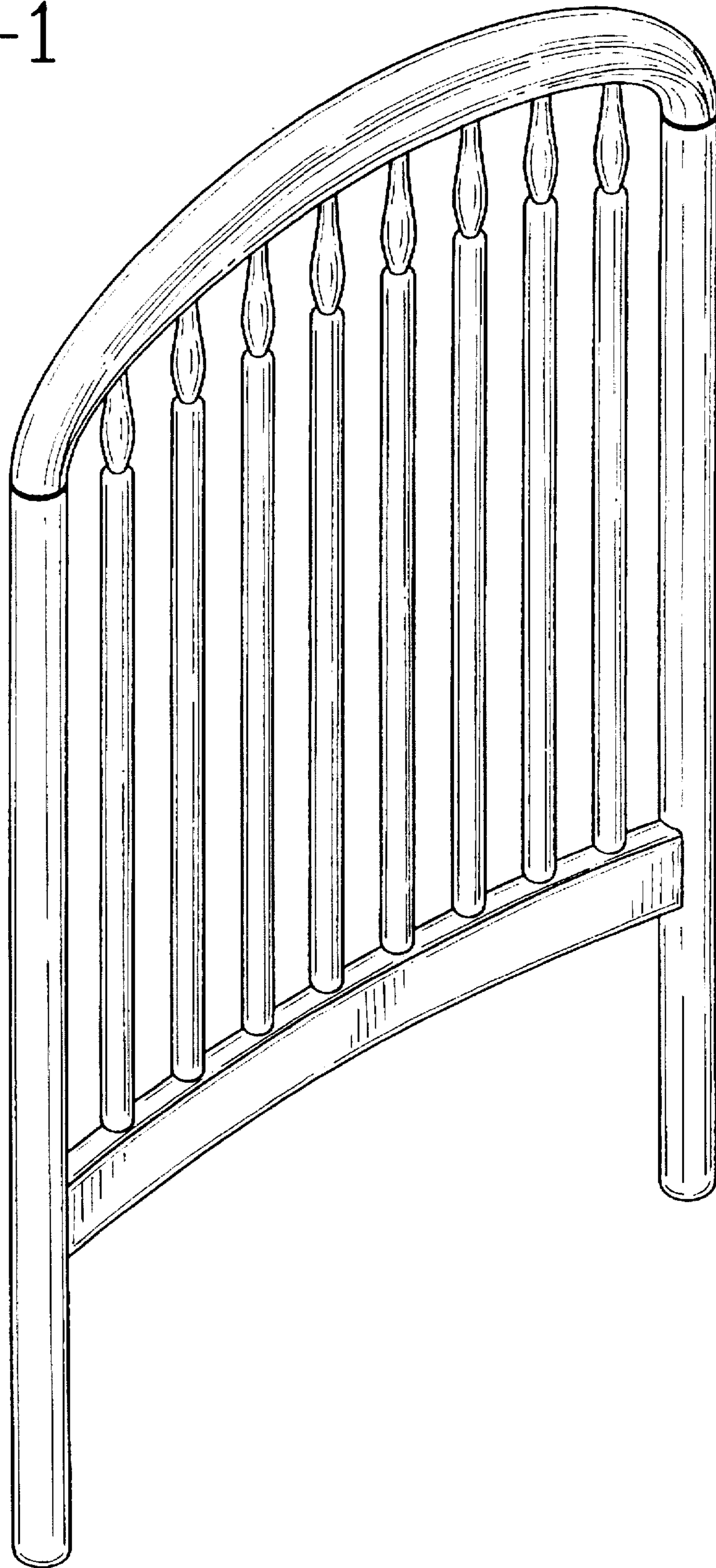


FIG-2




FIG-3

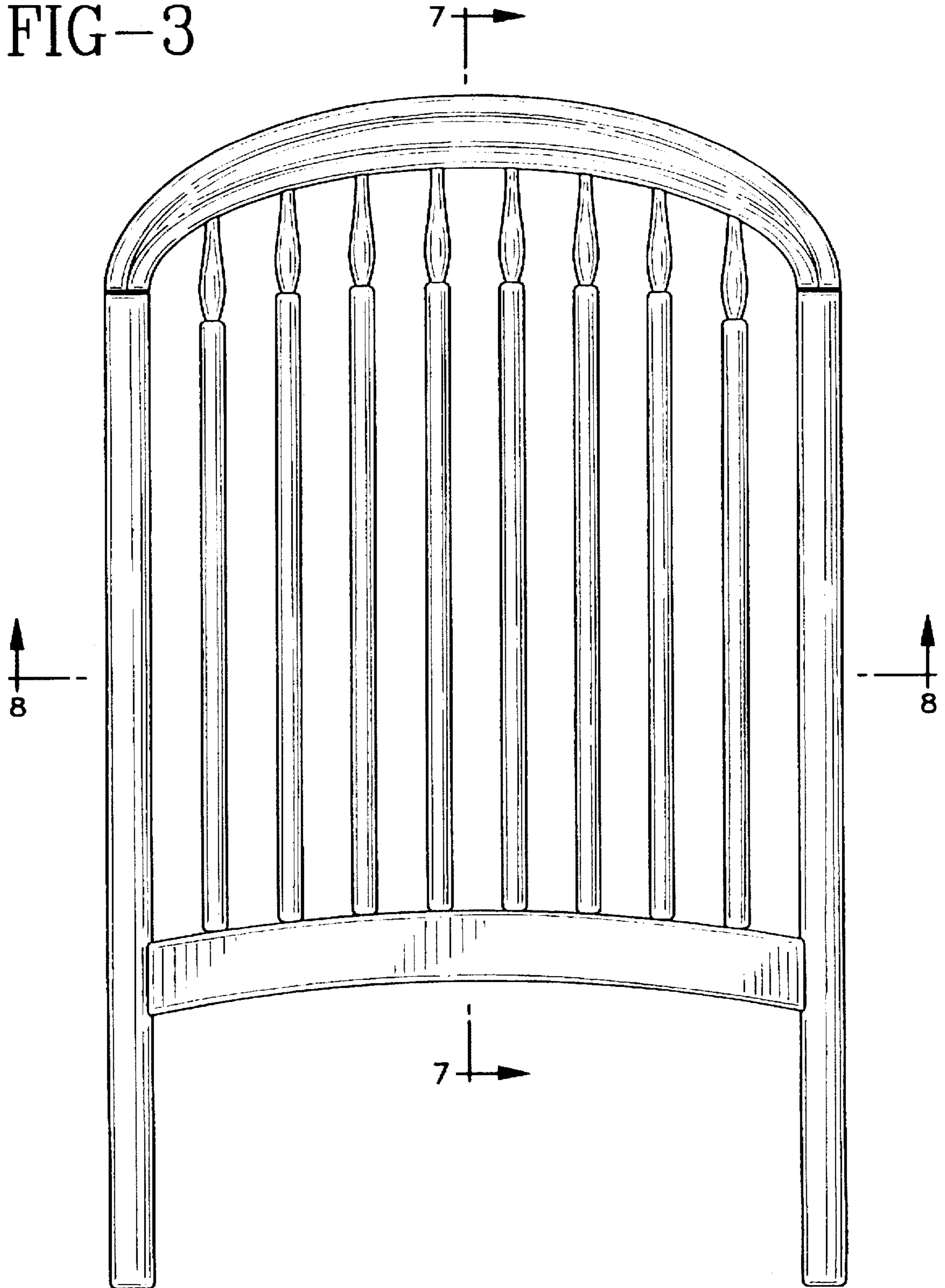


FIG-4



FIG-5

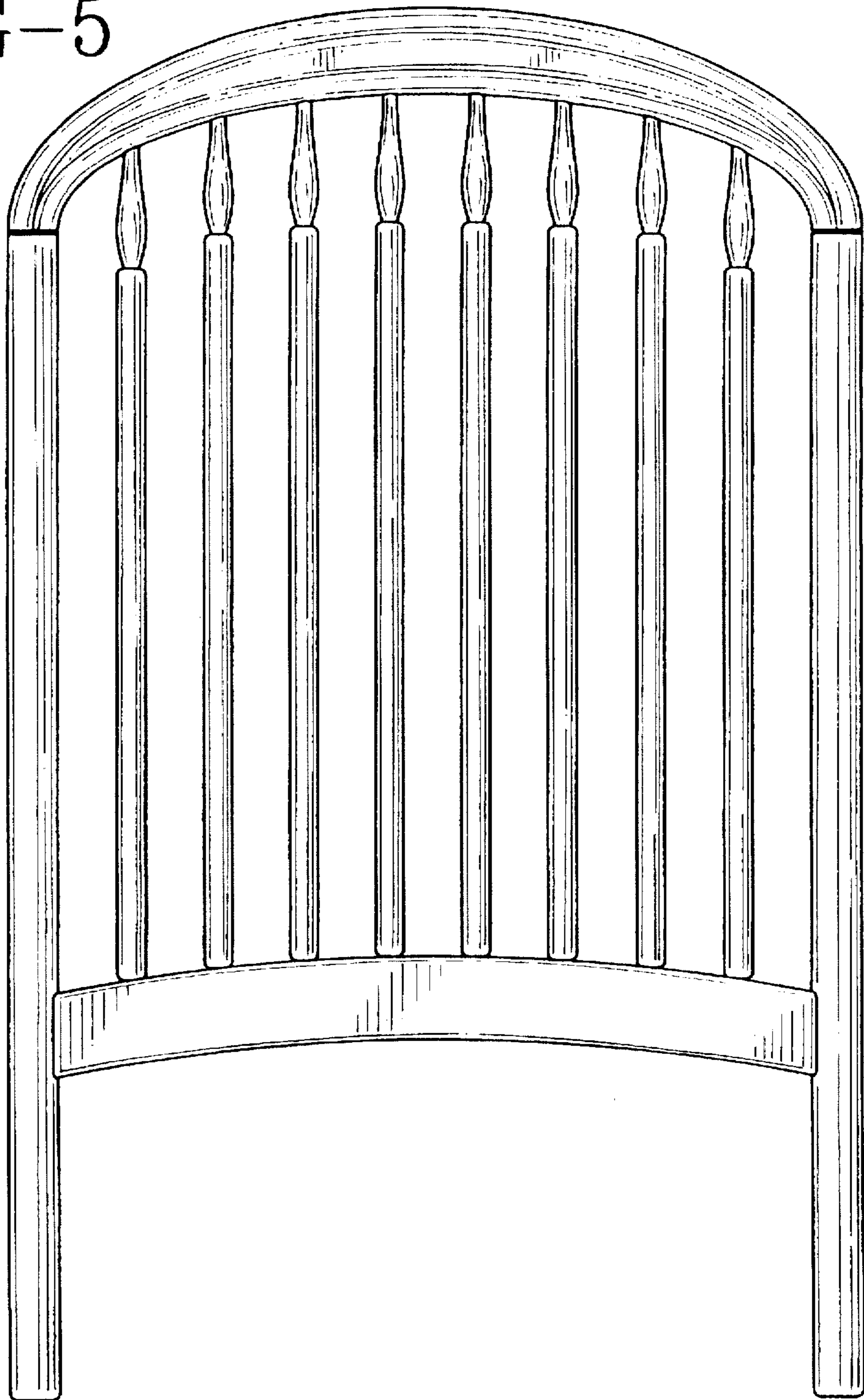


FIG-6




FIG-7

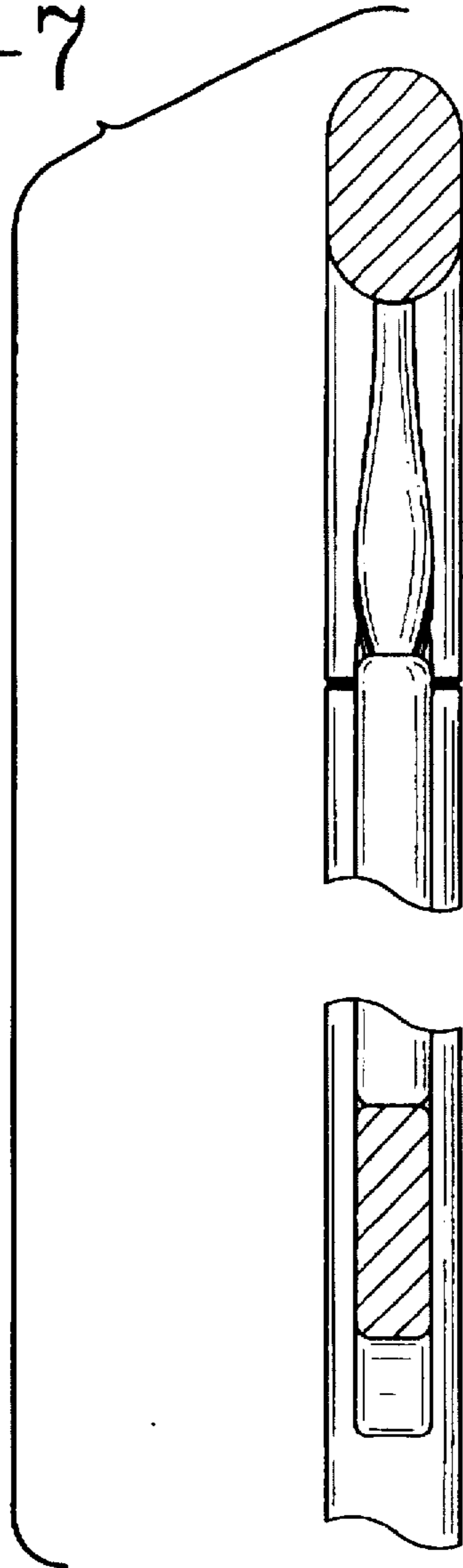


FIG-8

