



US00D394766S

United States Patent [19]
Brandt

[11] **Patent Number:** **Des. 394,766**
[45] **Date of Patent:** ****Jun. 2, 1998**

[54] **TABLE WITH ADJUSTABLE EXTENSION LEGS**

3,796,169 3/1974 Bales et al. D6/499 X
5,107,775 4/1992 Langlais et al. 108/144

[76] **Inventor:** **Alma F. Brandt**, P.O. Box 895,
Hamilton City, Calif. 95951

OTHER PUBLICATIONS

IKEA, 1992, p. 150, #8 table at lower left.

[**] **Term:** **14 Years**

Primary Examiner—Janice E. Seeger

[21] **Appl. No.:** **64,355**

[57] **CLAIM**

[22] **Filed:** **Dec. 30, 1996**

The ornamental design for a table with adjustable extension legs, as shown and described.

[51] **LOC (6) Cl.** **06-03**

DESCRIPTION

[52] **U.S. Cl.** **D6/480; D6/429; D6/487**

[58] **Field of Search** D6/480-489, 495,
D6/496, 498, 499, 429-431; 108/144, 146,
153, 156, 157, 158; 211/208; 248/188,
188.1, 423

FIG. 1 is a front elevational view of the table with adjustable extension legs showing my new design;
FIG. 2 is a rear elevational view thereof;
FIG. 3 is a right side view thereof;
FIG. 4 is an exploded left side view thereof;
FIG. 5 is a top plan view thereof;
FIG. 6 is a bottom plan view thereof; and
FIG. 7 is a cross-sectional view taken along line 7-7 in FIG. 2.

[56] **References Cited**

U.S. PATENT DOCUMENTS

D. 197,285 1/1964 Williams D6/496
2,783,107 2/1957 Gacht 108/146 X
3,701,506 10/1972 Favreau 108/144 X

1 Claim, 4 Drawing Sheets

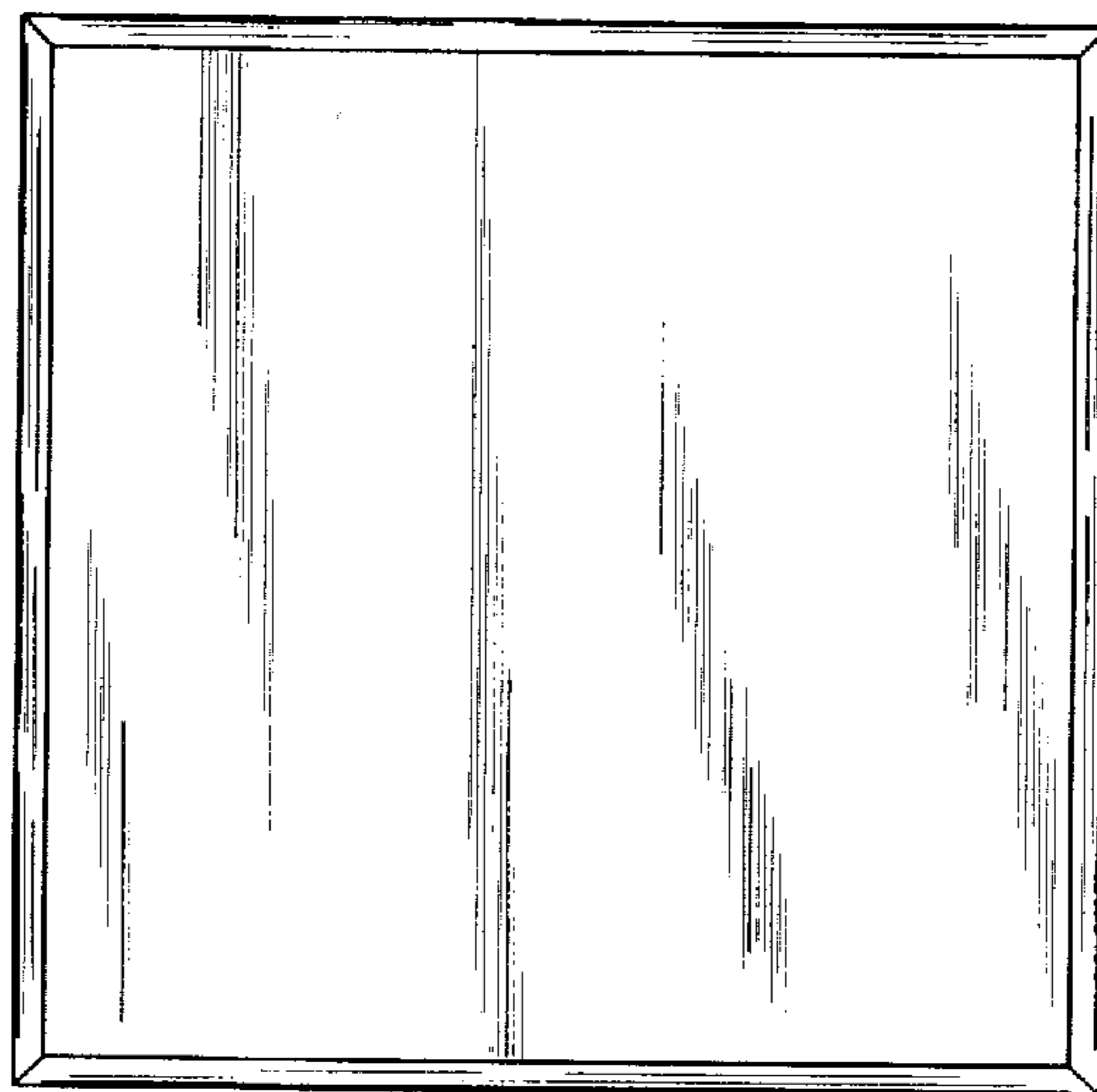



FIG. 1




FIG. 2




FIG. 3




FIG. 4

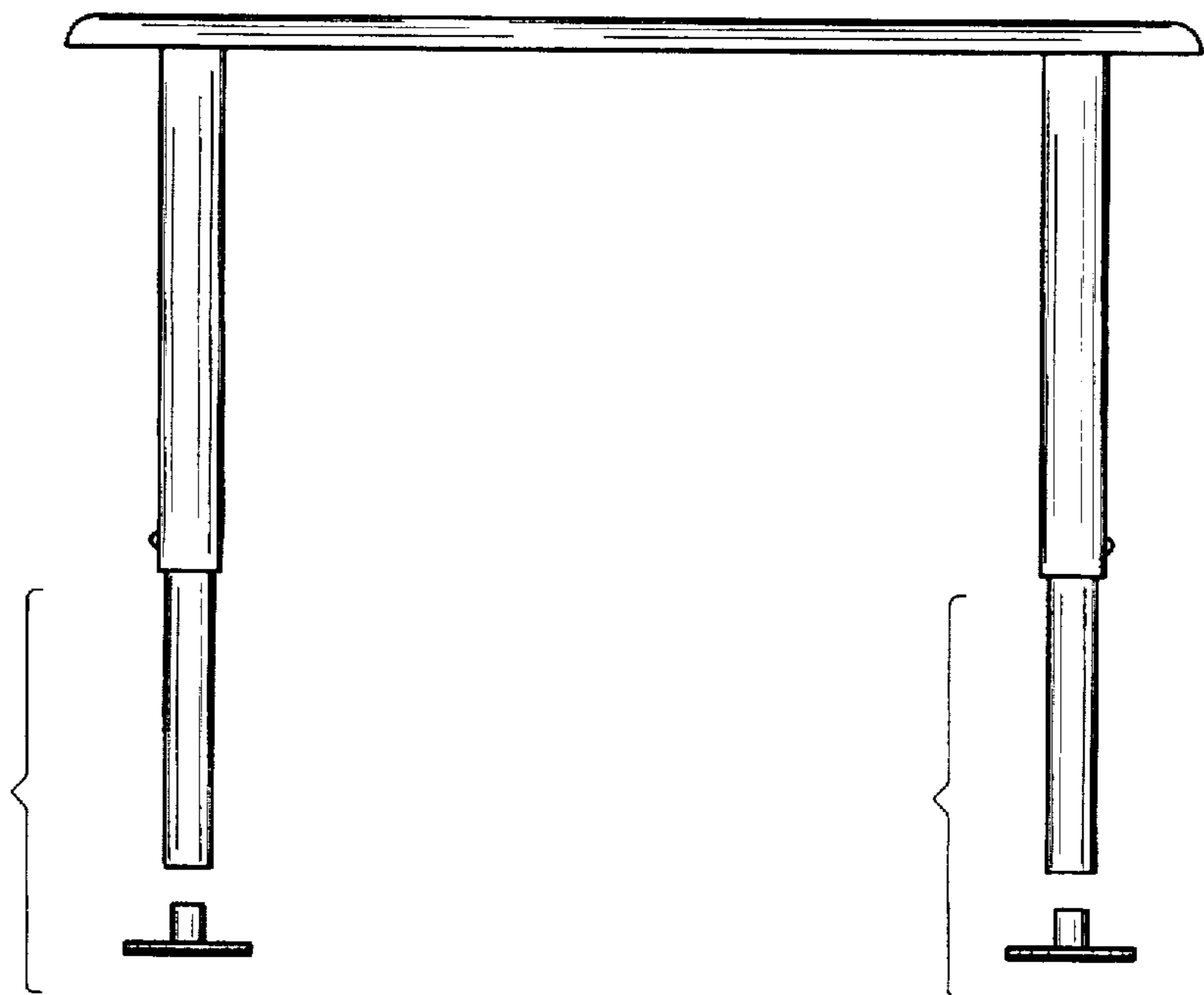


FIG. 5



FIG. 6

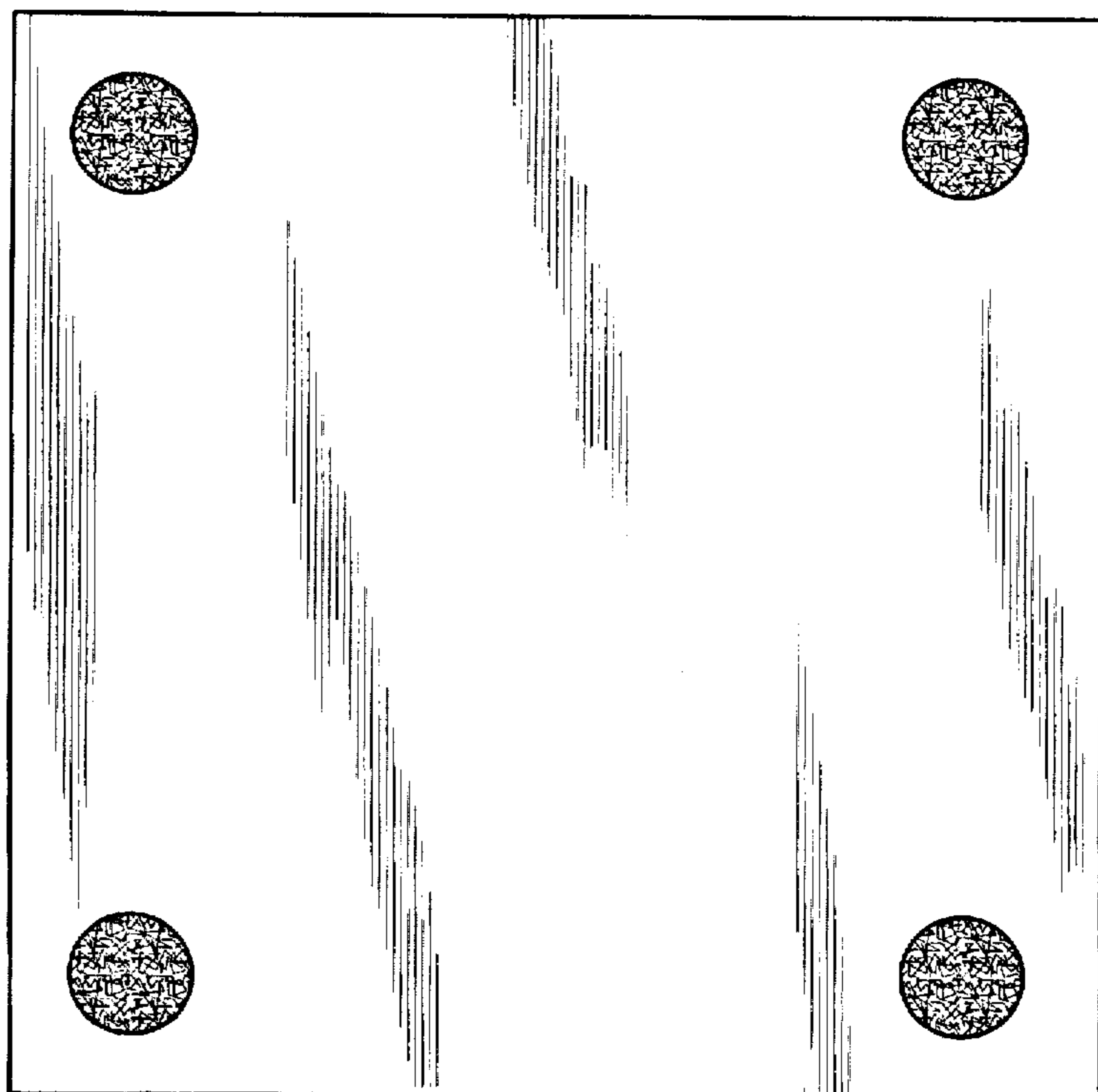


FIG. 7

