



US00D394759S

# United States Patent [19]

Diramarian

[11] Patent Number: **Des. 394,759**

[45] Date of Patent: **\*\*Jun. 2, 1998**

[54] **CHAIR**

[75] Inventor: **Arsho Diramarian**, Pasadena, Calif.

[73] Assignee: **Aleco Furniture Mfg Inc.**, Vernon, Calif.

[\*\*] Term: **14 Years**

[21] Appl. No.: **70,286**

[22] Filed: **May 5, 1997**

[51] LOC (6) Cl. .... **06-01**

[52] U.S. Cl. .... **D6/379; D6/380**

[58] Field of Search ..... **D6/334, 370, 374, D6/376, 379, 380, 500, 501, 502; 297/446.1**

[56] **References Cited**

**U.S. PATENT DOCUMENTS**

- D. 180,523 6/1957 Maddox ..... D6/380
- D. 191,355 9/1961 Sussman ..... D6/380

- D. 316,491 4/1991 Frinier ..... D6/379
- D. 358,949 6/1995 Mintz ..... D6/380
- D. 374,995 10/1996 Graham et al. .... D6/380

*Primary Examiner*—Gary D. Watson  
*Attorney, Agent, or Firm*—Thomas I. Rozsa; Tony D. Chen

[57] **CLAIM**

The ornamental design for a chair, as shown and described.

**DESCRIPTION**

FIG. 1 is a perspective view of the chair, showing my new design;

FIG. 2 is a front elevational view;


FIG. 3 is a rear elevational view;

FIG. 4 is a side elevational view, the other side being a mirror image;

FIG. 5 is a bottom plan view; and,

FIG. 6 is a top plan view.

**1 Claim, 2 Drawing Sheets**






FIG. 1

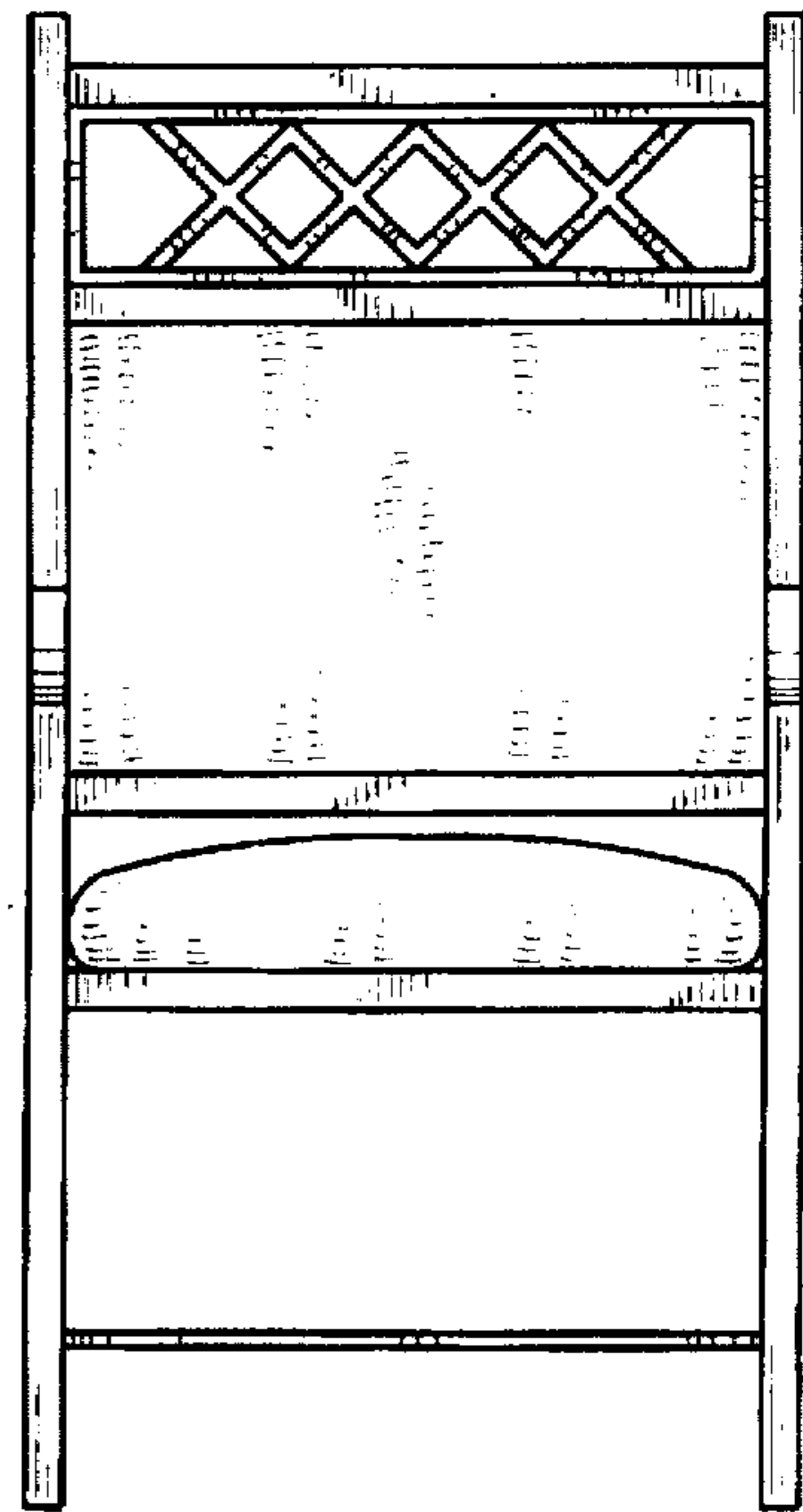


FIG. 2

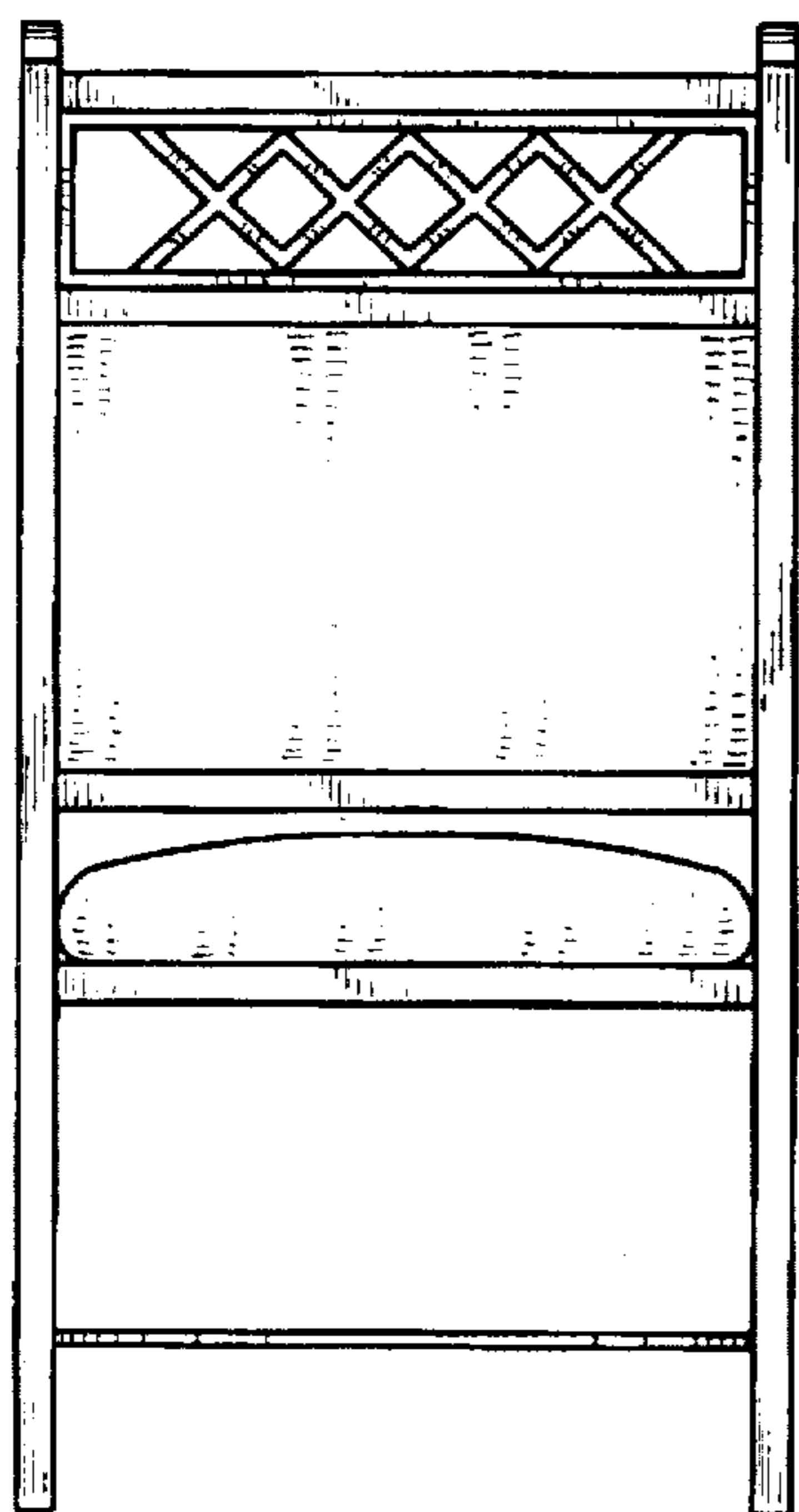


FIG. 3

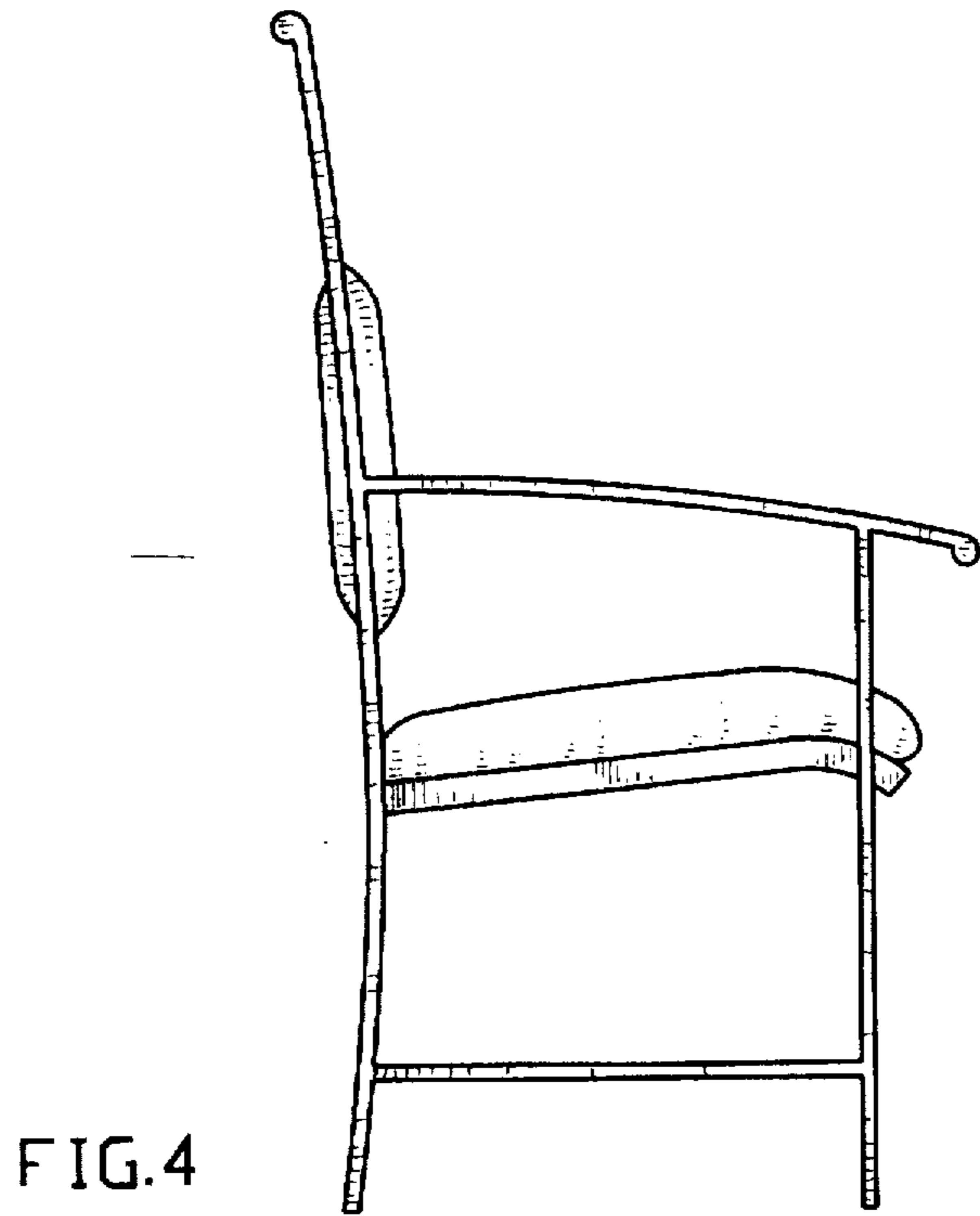


FIG. 4




FIG. 6




FIG. 5