



US00D394754S

**United States Patent** [19]  
**Gouldson**

[11] **Patent Number:** **Des. 394,754**  
[45] **Date of Patent:** **\*\*Jun. 2, 1998**

[54] **GARMENT HANGER**

[75] **Inventor:** **Stanley F. Gouldson**, Northport, N.Y.

[73] **Assignee:** **Spotless Plastics Pty. Ltd.**, Australia

[\*\*] **Term:** **14 Years**

[21] **Appl. No.:** **63,122**

[22] **Filed:** **Nov. 27, 1996**

**Related U.S. Application Data**

[62] Division of Ser. No. 19,259, Feb. 25, 1994, Pat. No. Des. 377,717, which is a continuation of Ser. No. 13,052, Sep. 15, 1993, Pat. No. Des. 371,246, which is a continuation-in-part of Ser. No. 870,696, Apr. 16, 1992, Pat. No. Des. 350,236.

[51] **LOC (6) Cl.** ..... **06-08**

[52] **U.S. Cl.** ..... **D6/328; D6/326**

[58] **Field of Search** ..... **D6/315, 326, 328;**  
**223/85, 91, 93, 96; 211/113**

[56] **References Cited**

**U.S. PATENT DOCUMENTS**

- D. 236,572 9/1975 Ostroll .
- D. 246,817 1/1978 Mainetti .
- D. 283,854 5/1986 Marshall .
- D. 298,184 10/1988 Tendrup et al. .
- D. 305,834 2/1990 De Vito .
- D. 305,835 2/1990 De Vito .
- D. 324,459 3/1992 Gouldson et al. .
- D. 327,578 7/1992 Fildan .
- D. 327,581 7/1992 Fildan .
- D. 329,755 9/1992 Gouldson .
- D. 335,581 5/1993 Gouldson .
- D. 350,236 9/1994 Gouldson et al. .... D6/326
- 3,463,369 8/1969 Moskowitz .
- 3,738,549 6/1973 Driscoll .

- 4,006,547 2/1977 Samuels et al. .
- 4,115,940 9/1978 Phillips .
- 4,623,079 11/1986 Tendrup et al. .
- 4,629,102 12/1986 Tendrup et al. .
- 4,828,155 5/1989 Louw .
- 4,886,195 12/1989 Blanchard .
- 4,892,237 1/1990 Duester et al. .
- 4,951,855 8/1990 Jacobson et al. .
- 5,040,686 8/1991 Morrow .
- 5,062,556 11/1991 Willputz .
- 5,065,916 11/1991 Fildan .
- 5,071,045 12/1991 Hollis .
- 5,074,447 12/1991 Kolton et al. .
- 5,092,502 3/1992 Kolton et al. .
- 5,127,559 7/1992 Freer et al. .
- 5,129,557 7/1992 Kolton et al. .

**FOREIGN PATENT DOCUMENTS**

- B 21403/83 11/1983 Australia .
- WO 90/09651 8/1990 WIPO .

*Primary Examiner*—B. J. Bullock

*Attorney, Agent, or Firm*—Scully, Scott, Murphy & Presser

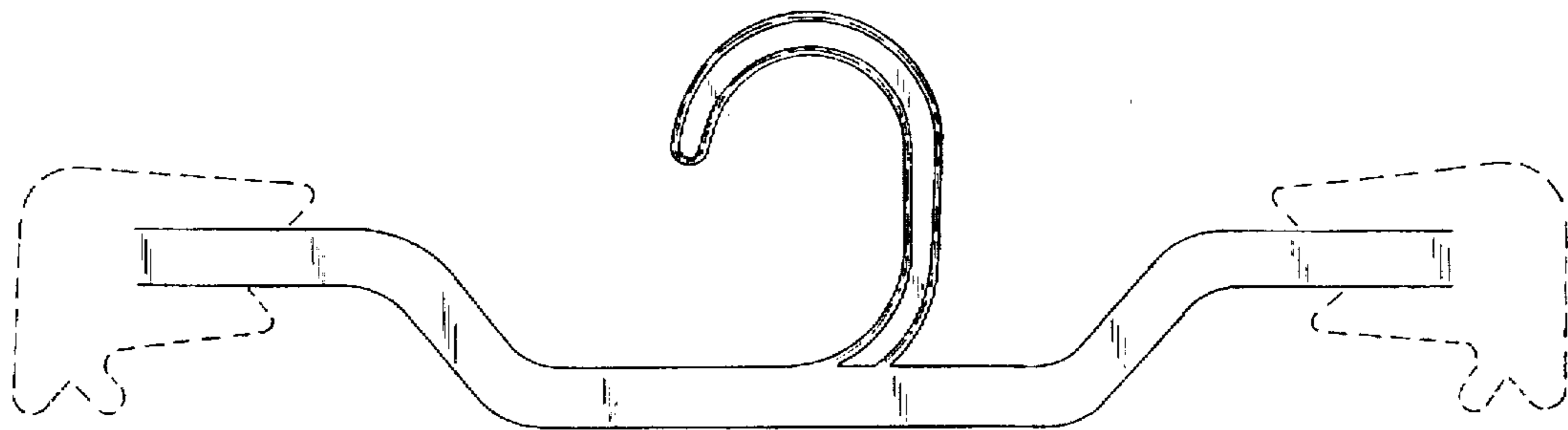
[57] **CLAIM**

The ornamental design for a garment hanger, as shown and described.

**DESCRIPTION**

FIG. 1 is a front elevational view of our new design; FIG. 2 is a rear elevational view of FIG. 1; FIG. 3 is a right end elevational view of FIG. 1; FIG. 4 is a left end elevational view of FIG. 1; FIG. 5 is a top plan view of FIG. 1; and, FIG. 6 is a bottom plan view of FIG. 1. The clip ends of the garment hanger are for illustrative purposes and form no part of the claimed design.

**1 Claim, 3 Drawing Sheets**



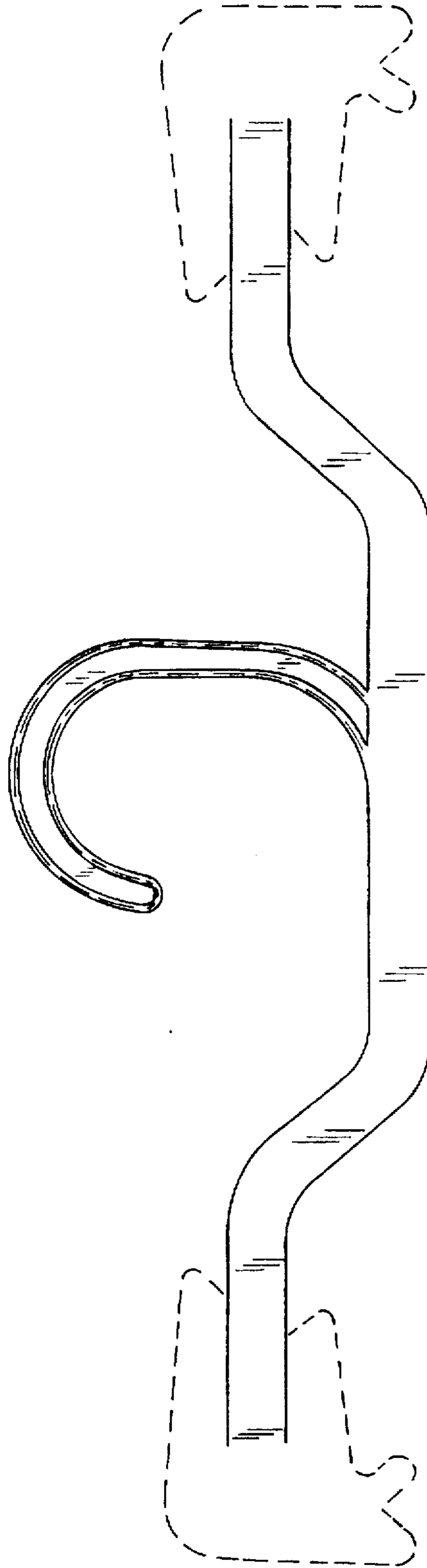


FIG. 1

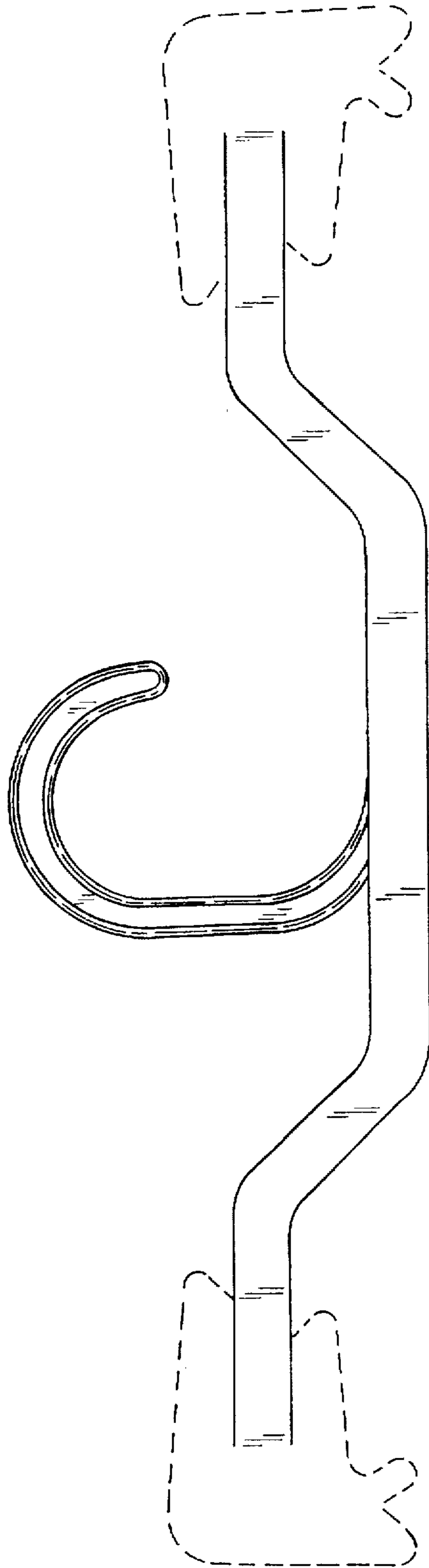


FIG.2



FIG. 5



FIG. 6



FIG. 3




FIG. 4