



US00D394753S

United States Patent [19]

Zuckerman

[11] Patent Number: **Des. 394,753**

[45] Date of Patent: ****Jun. 2, 1998**

[54] **GANGING ASSEMBLY OF GANGING HANGER**

[75] Inventor: **Andrew Zuckerman**, Forest Hills, N.Y.

[73] Assignee: **Carlisle Plastics, Inc.**, Phoenix, Ariz.

[**] Term: **14 Years**

[21] Appl. No.: **50,524**

[22] Filed: **Nov. 17, 1995**

[51] LOC (6) Cl. **06-08**

[52] U.S. Cl. **D6/328**

[58] Field of Search D6/315, 318, 328;
211/113; 223/85, 92

[56] **References Cited**

U.S. PATENT DOCUMENTS

- D. 267,920 2/1983 Batts et al. D6/318
- D. 273,072 3/1984 Batts et al. D6/318
- D. 276,866 12/1984 Arnold D6/328

- 2,787,435 4/1957 Shields .
- 4,007,861 2/1977 Duester et al. .
- 4,653,678 3/1987 Blanchard et al. 223/85
- 4,871,098 10/1989 Bredeweg et al. 223/85

Primary Examiner—Terry A. Wallace
Attorney, Agent, or Firm—Amster, Rothstein & Ebenstein

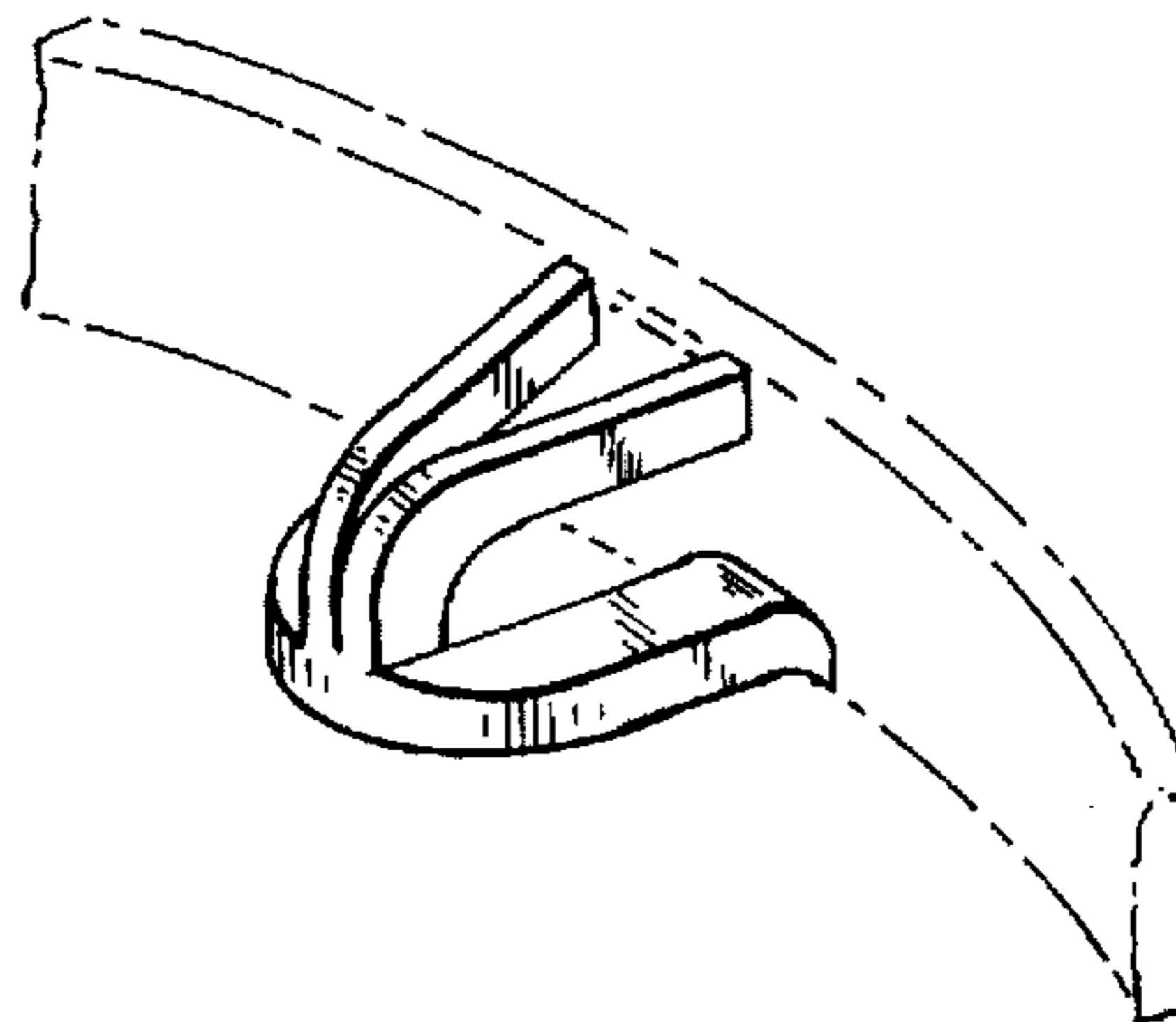
[57] **CLAIM**

The ornamental design for a ganging assembly of ganging hanger, as shown and described.

DESCRIPTION

FIG. 1 is a front elevational view of a ganging assembly of ganging hanger showing my new design; and, FIG. 2 is an enlarged perspective view thereof. The broken lines illustrate the environment of the invention and do not represent any part of the claimed design. The portions not shown in solid line are not part of the what is claimed.

1 Claim, 1 Drawing Sheet



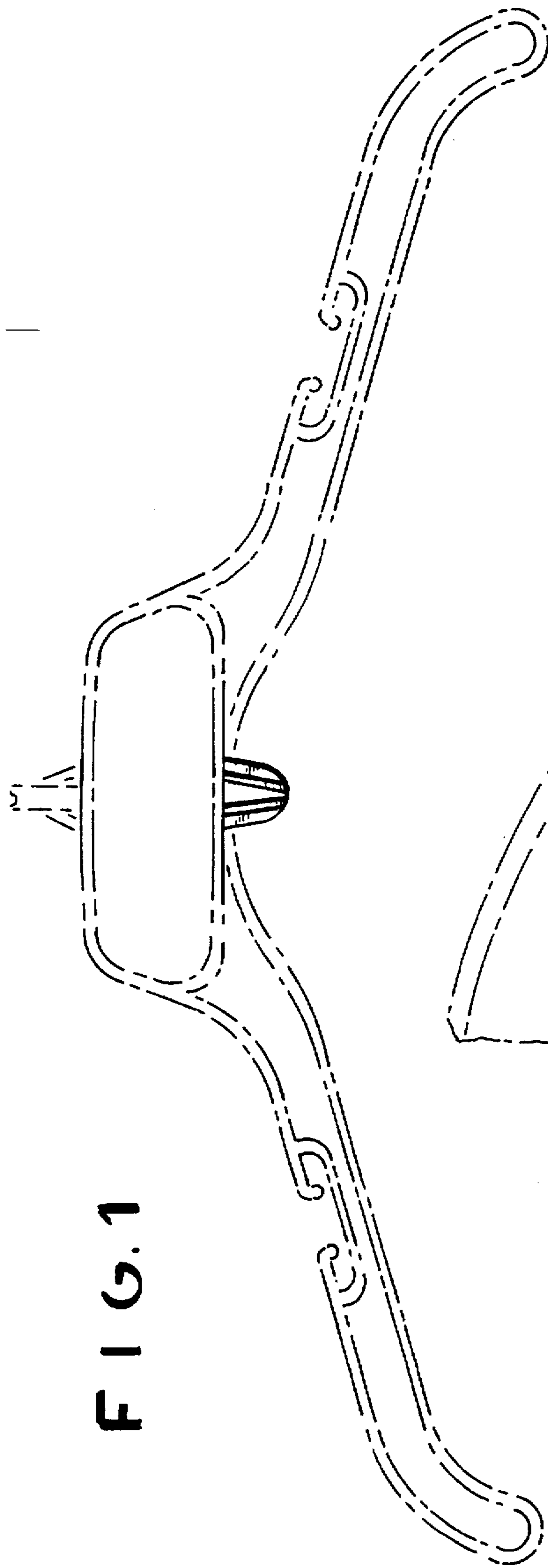


FIG. 1

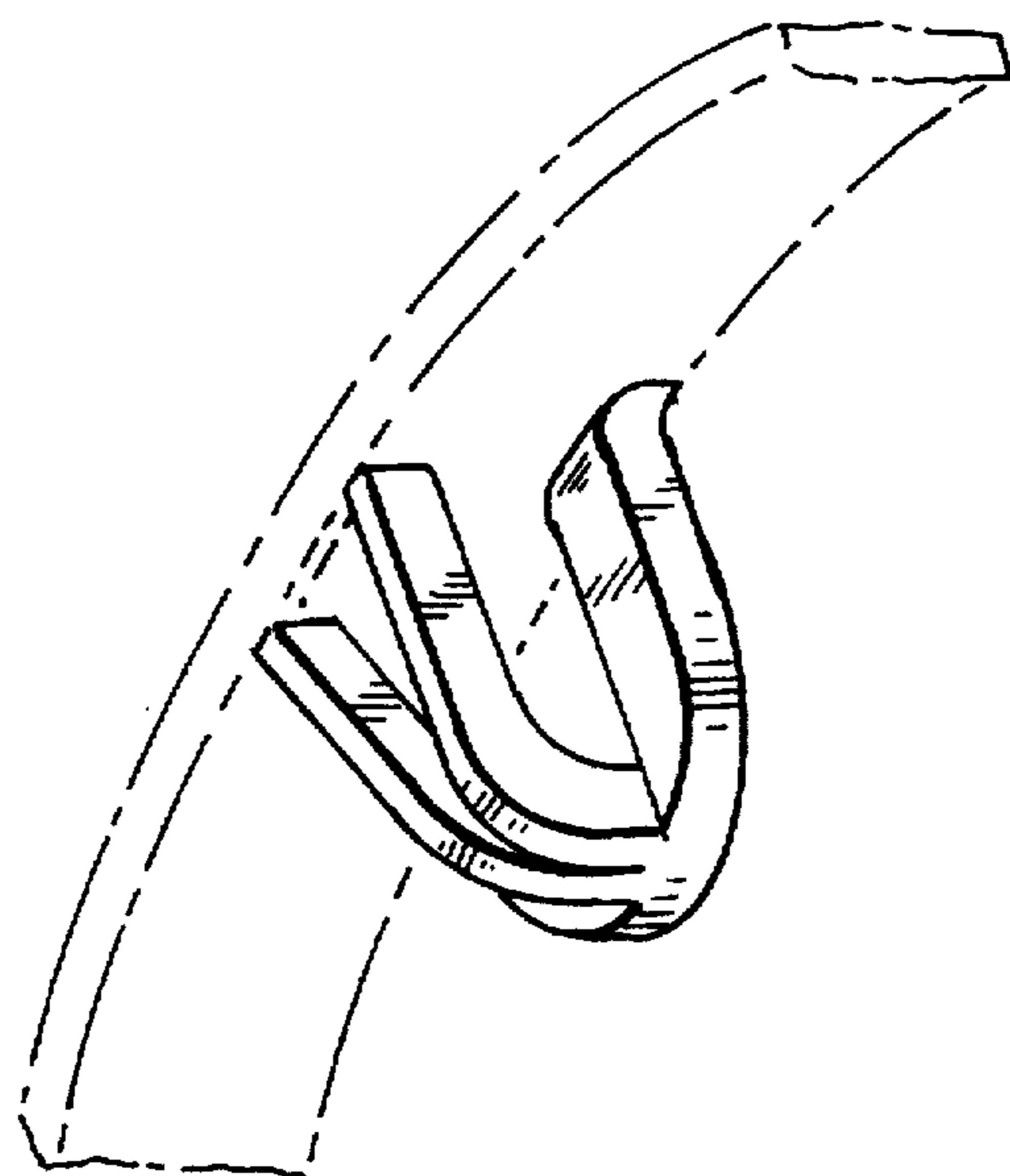


FIG. 2