



US00D394751S

United States Patent [19]
Eguchi et al.

[11] **Patent Number: Des. 394,751**
[45] **Date of Patent: **Jun. 2, 1998**

[54] **ELECTRIC TOOTHBRUSH**
[75] **Inventors: Kyoko Eguchi; Taro Mochida, both of Osaka-fu, Japan**
[73] **Assignee: Matsushita Electric Works, Ltd., Osaka-fu, Japan**
[**] **Term: 14 Years**
[21] **Appl. No.: 72,981**
[22] **Filed: Jun. 26, 1997**

[30] **Foreign Application Priority Data**
Dec. 26, 1996 [JP] Japan 8-39886
[51] **LOC (6) Cl. 04-02**
[52] **U.S. Cl. D4/101**
[58] **Field of Search D4/101, 104-112, D4/114, 134, 138; 15/22.1, 22.2, 167.1, 167.2, DIG. 5, DIG. 6; 132/308, 309, 311; 601/139, 141, 142**

[56] **References Cited**
U.S. PATENT DOCUMENTS
D. 324,774 3/1992 Elkerbout D4/101
2,323,378 7/1943 Champion et al. 15/167.1 X

5,504,959 4/1996 Yukawa et al. 15/22.1

FOREIGN PATENT DOCUMENTS

3937852 5/1991 Germany 15/22.1

Primary Examiner—Alan P. Douglas
Assistant Examiner—Lavone D. Tabor
Attorney, Agent, or Firm—Burns, Doane, Swecker & Mathis, L.L.P.

[57] **CLAIM**

The ornamental design for an electric toothbrush, as shown and described.

DESCRIPTION

FIG. 1 is a perspective view of our new design for an electric toothbrush;
FIG. 2 is a second perspective view thereof;
FIG. 3 is a front elevational view thereof;
FIG. 4 is a left side elevational view thereof;
FIG. 5 is a rear elevational view thereof;
FIG. 6 is a right side elevational view thereof;
FIG. 7 is a top view thereof; and,
FIG. 8 is a bottom view thereof.
The broken line showing of a hand in FIG. 1 is for illustrative purposes only and forms no part of the claimed design.

1 Claim, 2 Drawing Sheets

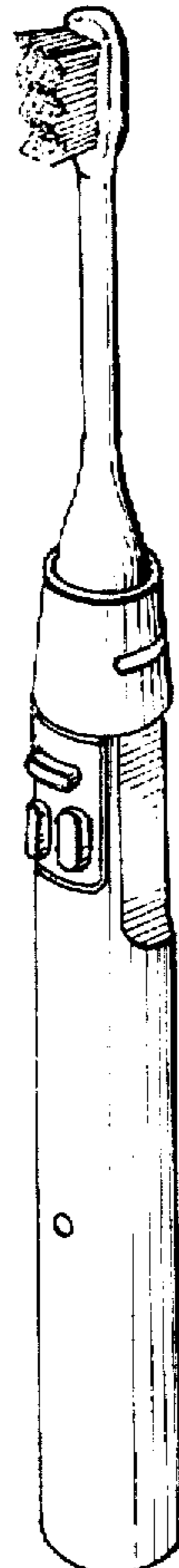


FIG. 1

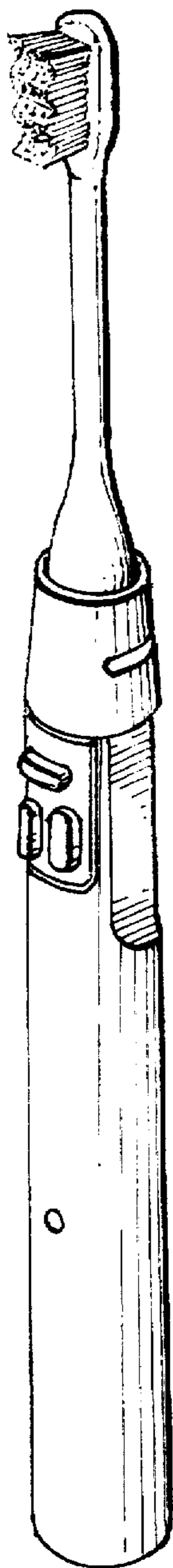
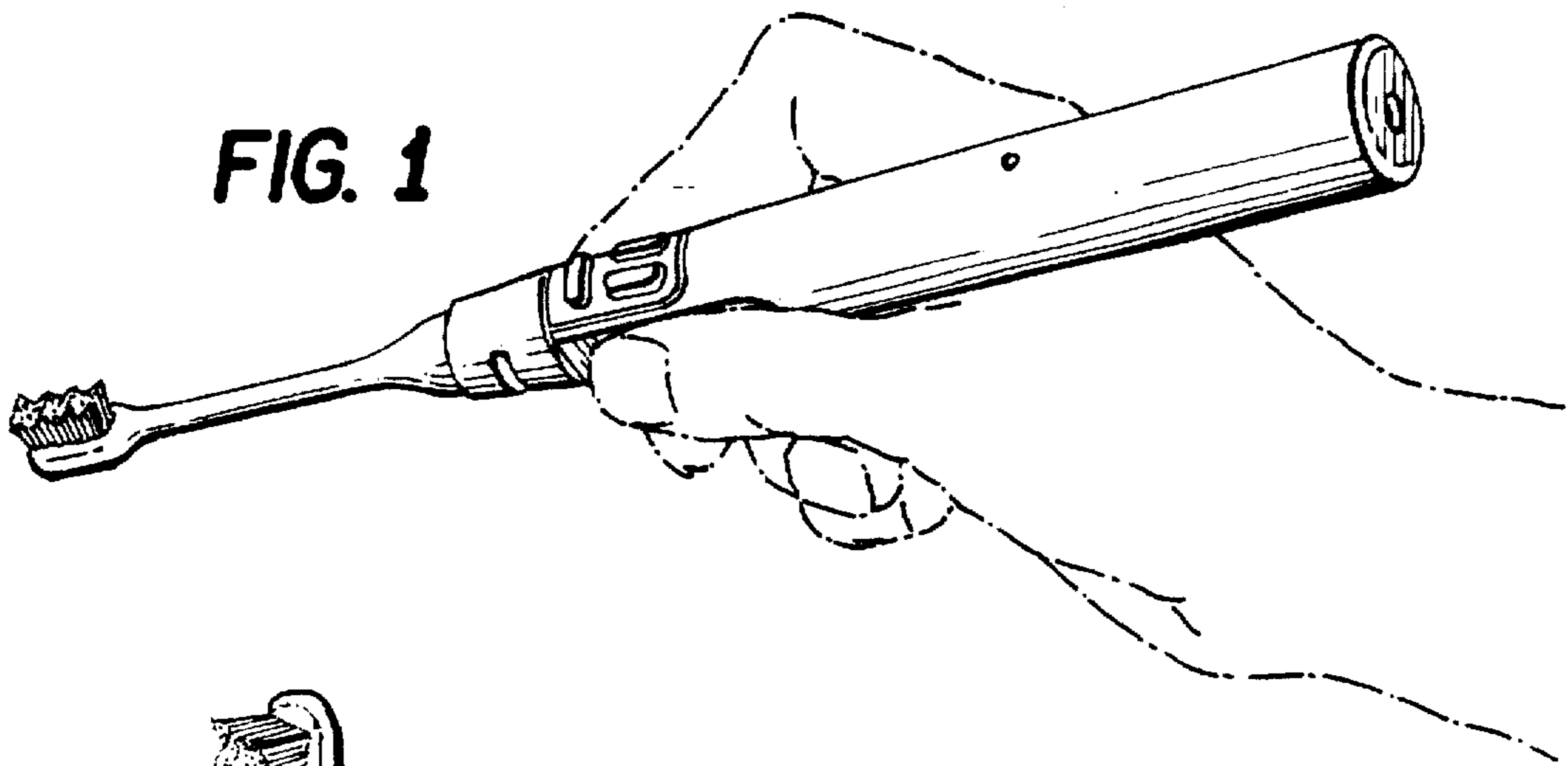



FIG. 2

FIG. 7



FIG. 8



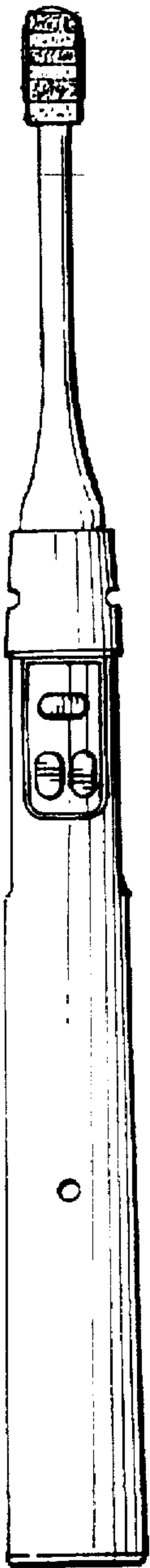


FIG. 3

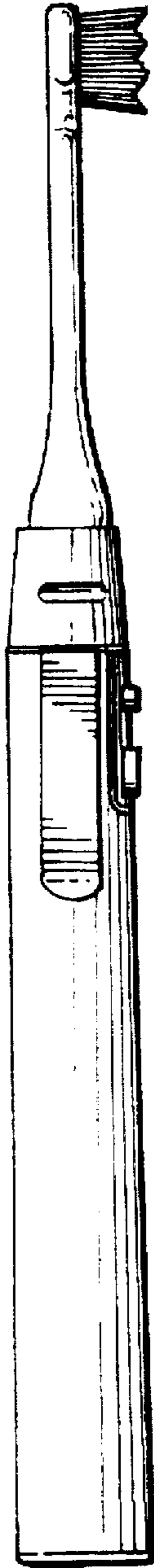


FIG. 4




FIG. 5

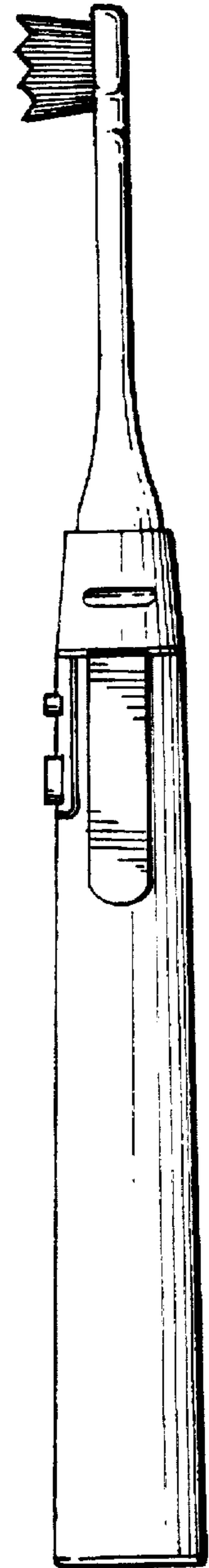


FIG. 6