



US00D394742S

United States Patent [19] Gaudio

[11] Patent Number: **Des. 394,742**
[45] Date of Patent: ****Jun. 2, 1998**

[54] **SHOE UPPER**

5,371,957 12/1994 Gaudio 36/45 X
5,564,203 10/1996 Morris 36/136 X

[76] Inventor: **Paul A. Gaudio**, 610 Middlecrest Rd.,
Lake Oswego, Oreg. 97034

Primary Examiner—Louis S. Zarfes
Assistant Examiner—Monica A. Weingart
Attorney, Agent, or Firm—Marger, Johnson McCollom &
Stolowitz, P. C.

[**] Term: **14 Years**

[21] Appl. No.: **54,886**

[57] **CLAIM**

[22] Filed: **May 24, 1996**

The ornamental design for a shoe upper, as shown and described.

[51] **LOC. (6) Cl.** **02-04**

[52] **U.S. Cl.** **D2/969; D2/970; D2/902**

DESCRIPTION

[58] **Field of Search** D2/896, 900, 902,
D2/907, 908, 909, 910, 911, 912, 946,
951, 954, 960, 969, 970, 971, 972, 973,
974, 975, 977, 978; 36/30 R, 43, 44, 45,
50.1, 51, 54, 71, 114, 136, 137

FIG. 1 is an oblique perspective view of a shoe upper of a left shoe showing my new design, the shoe upper for a right shoe being the mirror image thereof;
FIG. 2 is a right side elevational view of the shoe upper for a right shoe;
FIG. 3 is a left side elevational view of the shoe upper for a right shoe;
FIG. 4 is a front elevational view of the shoe upper for a right shoe; and,
FIG. 5 is a rear elevational view of the shoe upper for a right shoe.

[56] **References Cited**

U.S. PATENT DOCUMENTS

D. 348,976	7/1994	VanNoy	D2/969
D. 364,729	12/1995	Teague	D2/970
D. 365,197	12/1995	Hatfield	D2/969
D. 373,460	9/1996	Crowley	D2/970
5,014,449	5/1991	Richard et al.	36/30 R

1 Claim, 2 Drawing Sheets

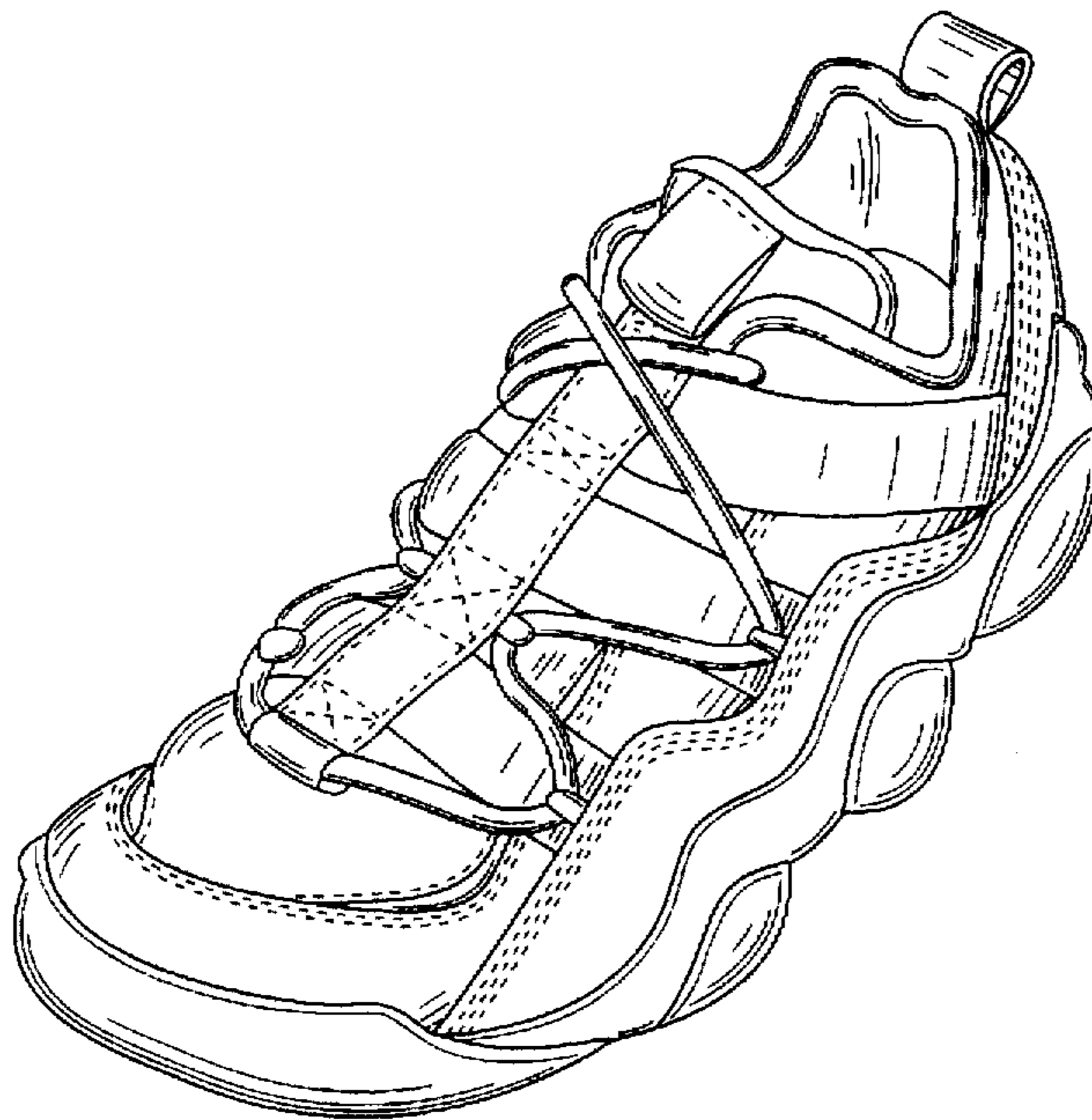


FIG. 1

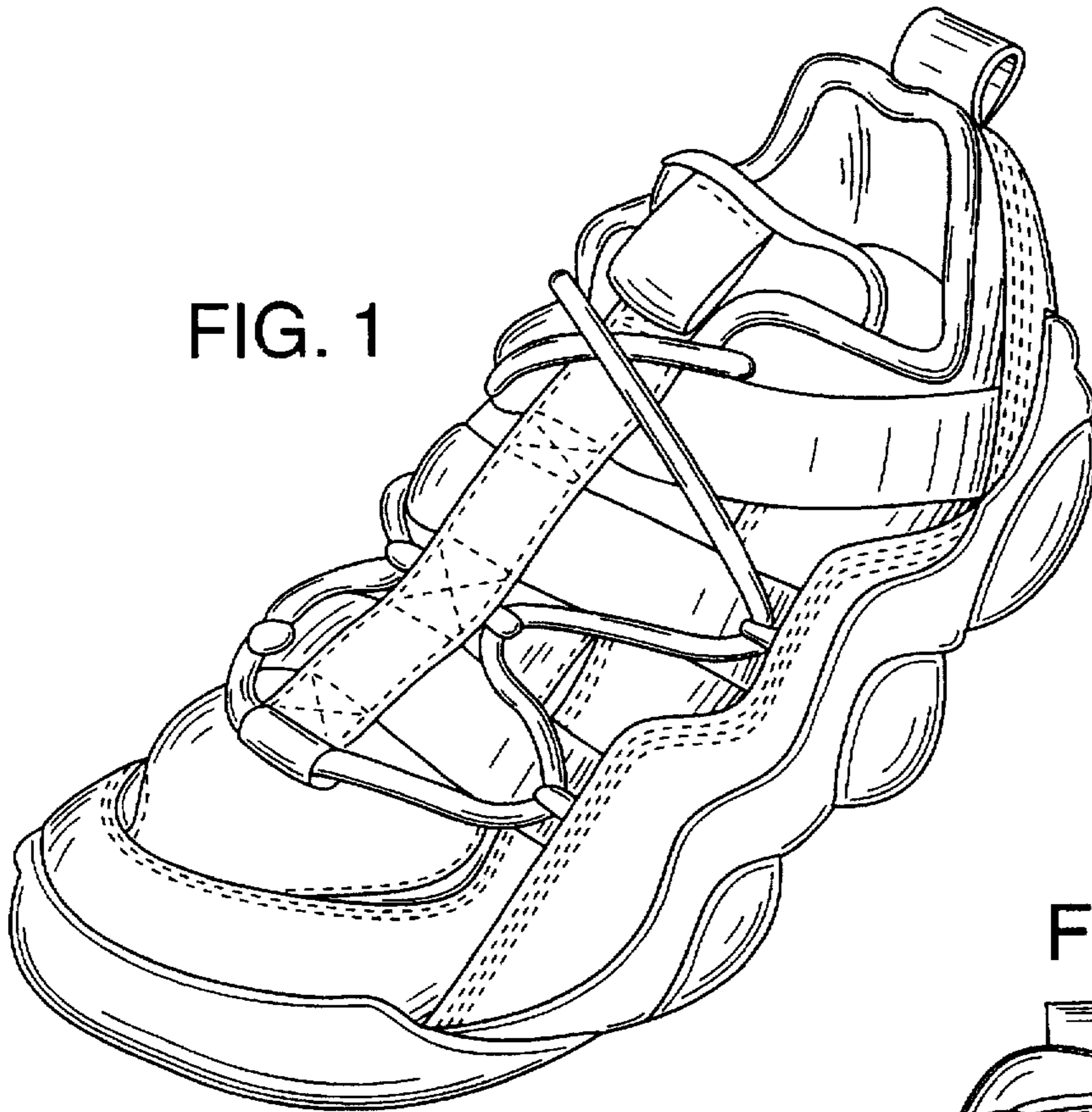


FIG. 4

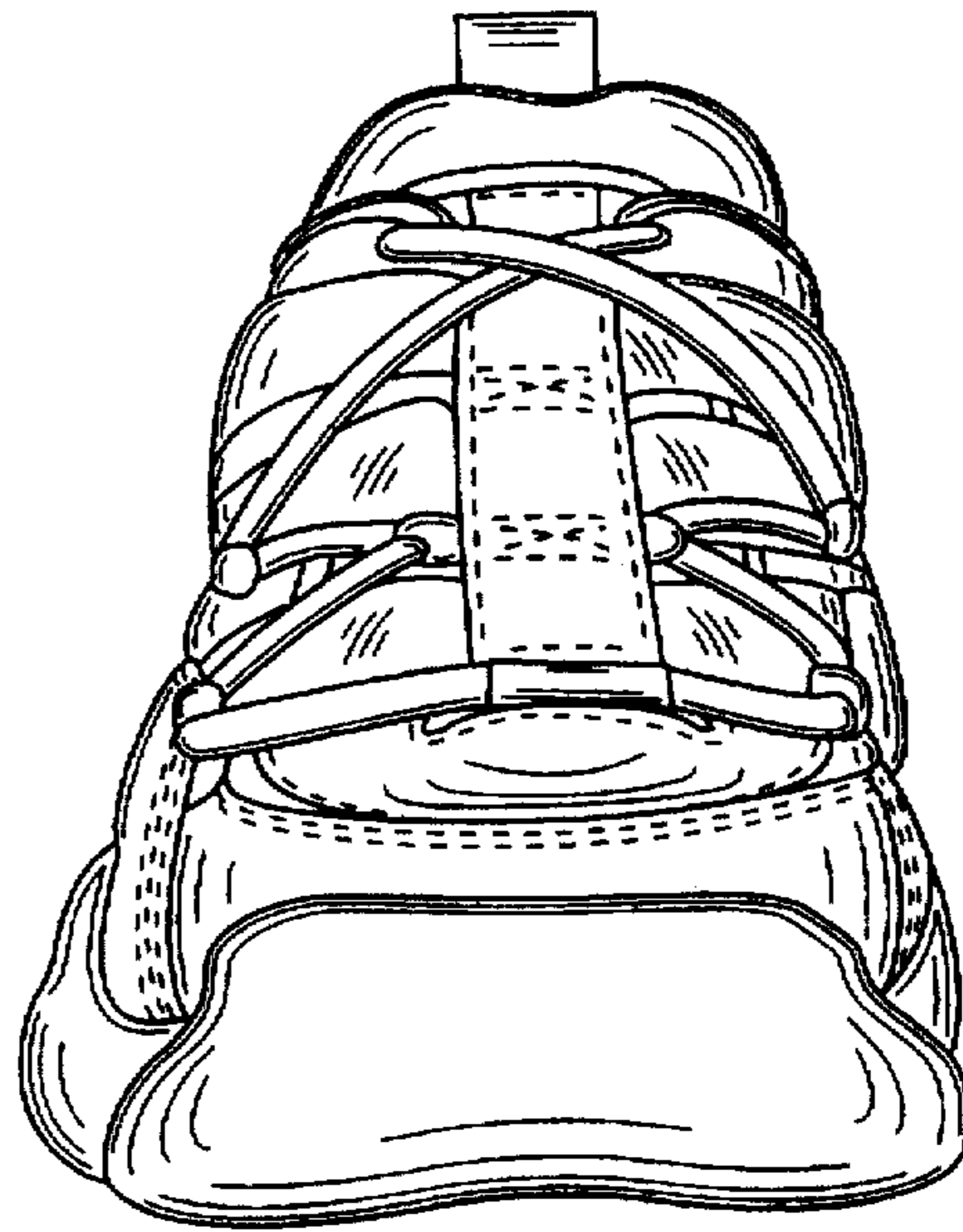


FIG. 5

