



US00D394740S

**United States Patent** [19]  
**Poust**

[11] **Patent Number: Des. 394,740**  
[45] **Date of Patent: \*\*\*Jun. 2, 1998**

[54] **OVERSHOE**

4,702,021 10/1987 Cameron ..... 36/62  
4,779,360 10/1988 Bible ..... 36/7.7  
5,031,342 7/1991 Crook ..... 36/135

[75] **Inventor: William T. Poust, Perkasio, Pa.**

[73] **Assignee: Norcross Safety Products, L.L.C.,  
Rock Island, Ill.**

[\*] **Notice:** The portion of the term of this patent subsequent to Feb. 4, 2011, has been disclaimed.

[\*\*] **Term: 14 Years**

[21] **Appl. No.: 57,234**

[22] **Filed: Jul. 19, 1996**

[51] **LOC (6) Cl. .... 02-04**

[52] **U.S. Cl. .... D2/909**

[58] **Field of Search .... D2/914, 909, 962;  
36/7.6, 7.5, 7.7, 7.3, 59 R, 136**

[56] **References Cited**

**U.S. PATENT DOCUMENTS**

8,053	4/1851	Stearns .	
44,961	11/1864	Landfear .	
D. 293,160	12/1987	Le Droit .	
D. 377,710	2/1997	Poust .....	D2/914
966,821	8/1910	Gaw .	
2,079,331	5/1937	Nyhagen .....	36/7.4
2,189,489	2/1940	Fritz .....	36/7.6
2,628,437	2/1953	Forsythe .....	36/7.7
3,355,823	12/1967	Vogt .....	36/7.6
3,609,888	10/1971	Rickman .....	36/7.5
3,777,373	12/1973	Johnson .....	35/7.7
4,299,037	11/1981	Carey .....	36/7.6

**OTHER PUBLICATIONS**

Spiky Brochure; "Slip Protection on Ice and Snow"; Published By G.W. Russell & Associates, Ltd.

*Primary Examiner*—Doris V. Coles  
*Attorney, Agent, or Firm*—Jones, Tullar & Cooper, P.C.

[57] **CLAIM**

The ornamental design for an overshoe, as shown and described.

**DESCRIPTION**

FIG. 1 is a perspective view of the overshoe of the present invention;

FIG. 2 is an enlarged top plan view of the overshoe of FIG. 1;

FIG. 3 is an enlarged bottom plan view of the overshoe of FIG. 1;

FIG. 4 is an enlarged side view in elevation of the overshoe of FIG. 1 as seen from the far side of FIG. 1;

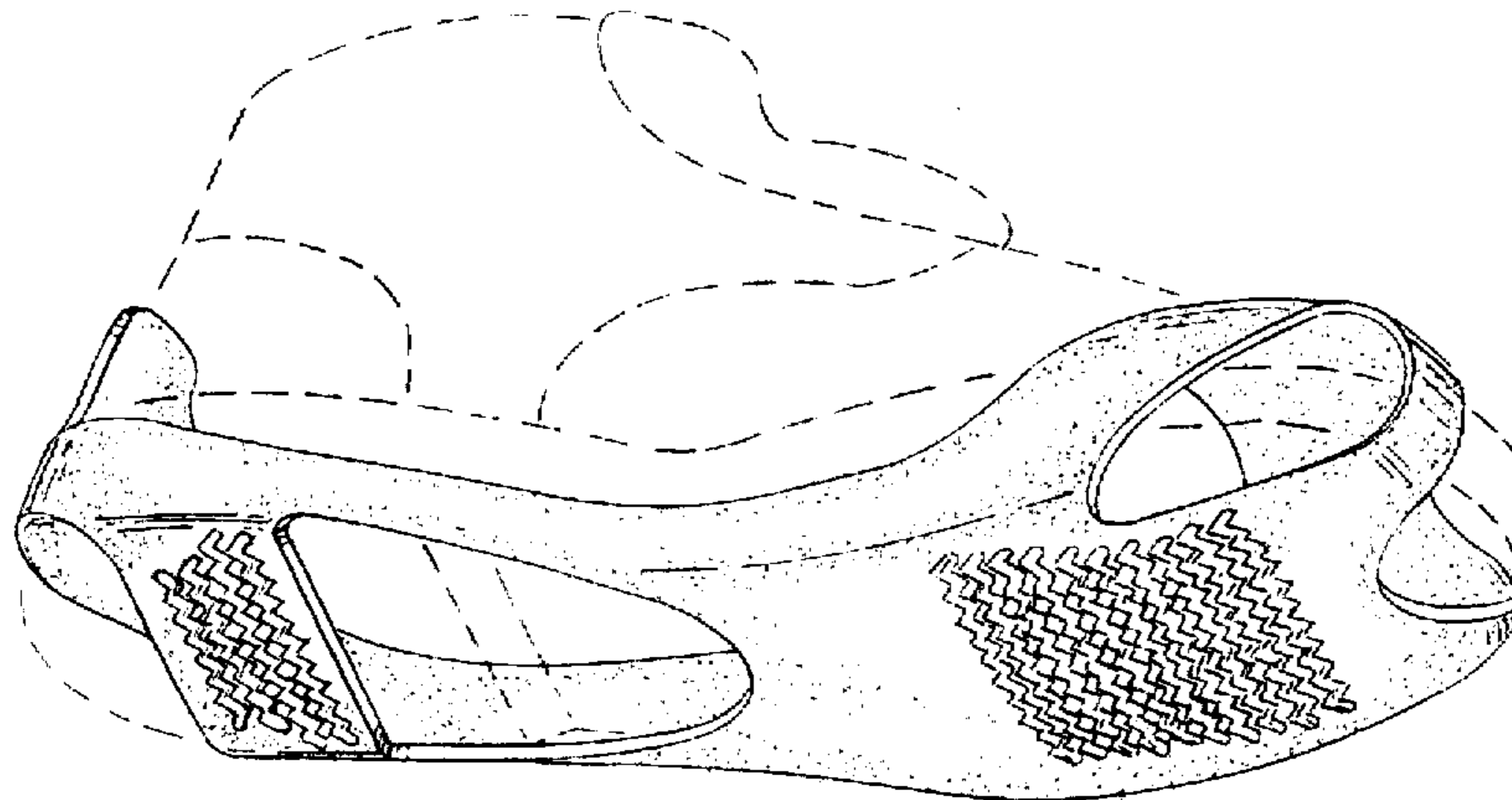
FIG. 5 is an enlarged side view in elevation of the overshoe of FIG. 1 as seen from the near side of FIG. 1;

FIG. 6 is an enlarged front elevational view of the overshoe of FIG. 1; and,

FIG. 7 is an enlarged rear elevational view of the overshoe of FIG. 1.

The broken line showing of a shoe in FIG. 1 is for illustrative purposes only and forms no part of the claimed design.

**1 Claim, 4 Drawing Sheets**



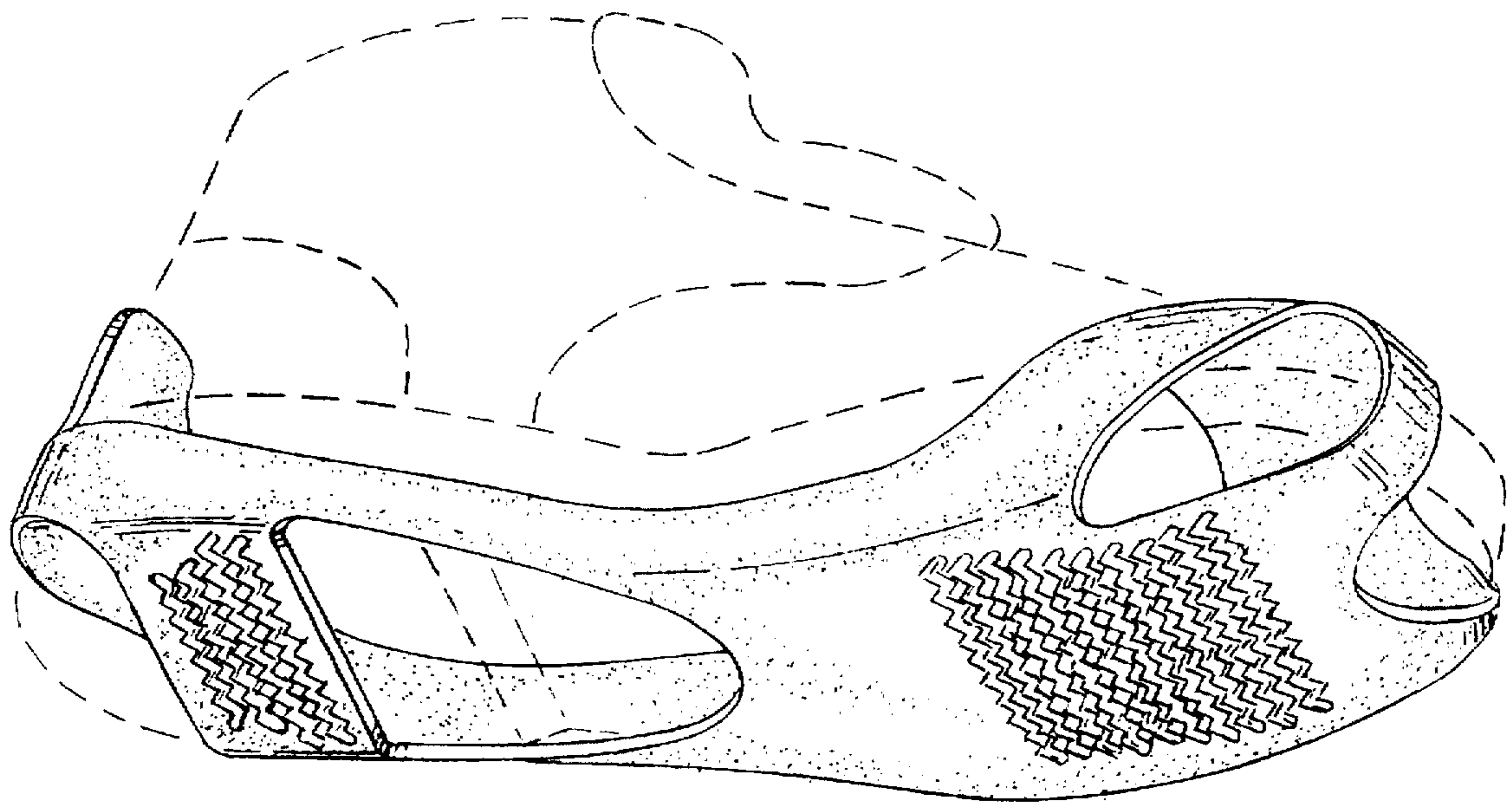


FIG. 1

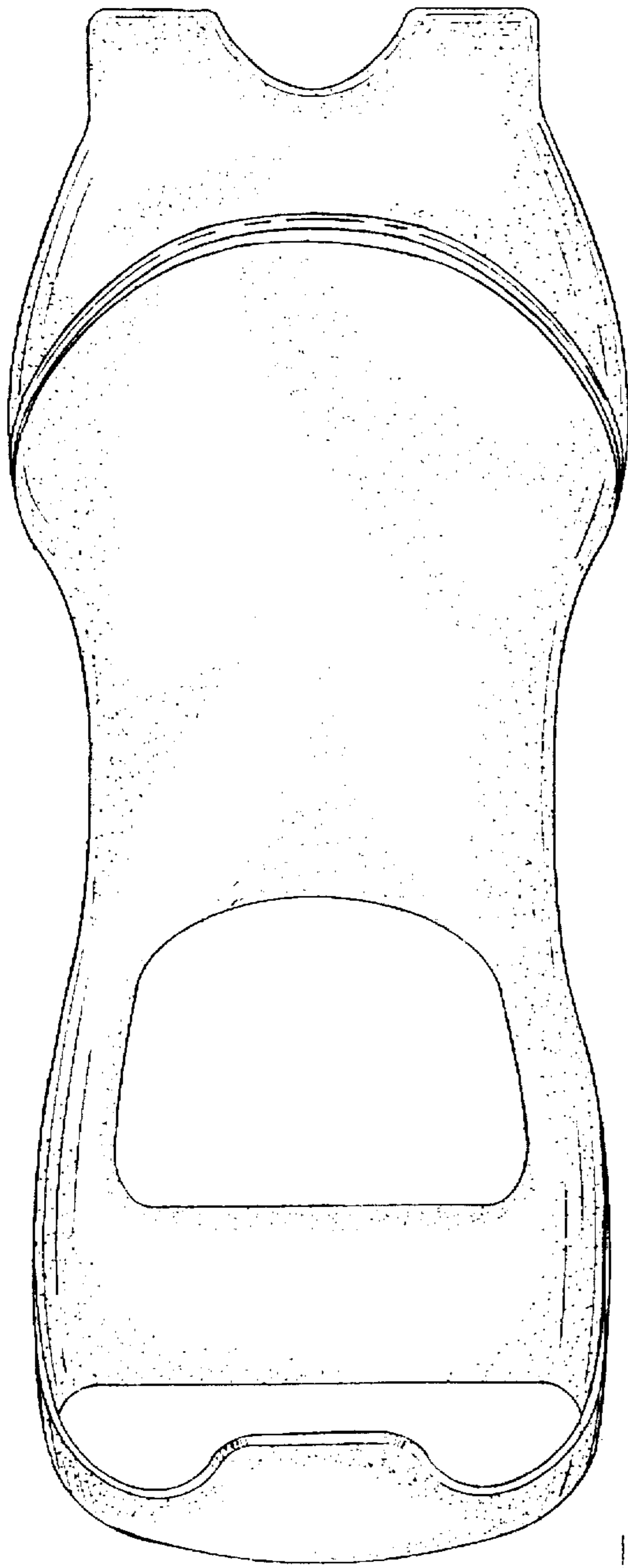


FIG. 2

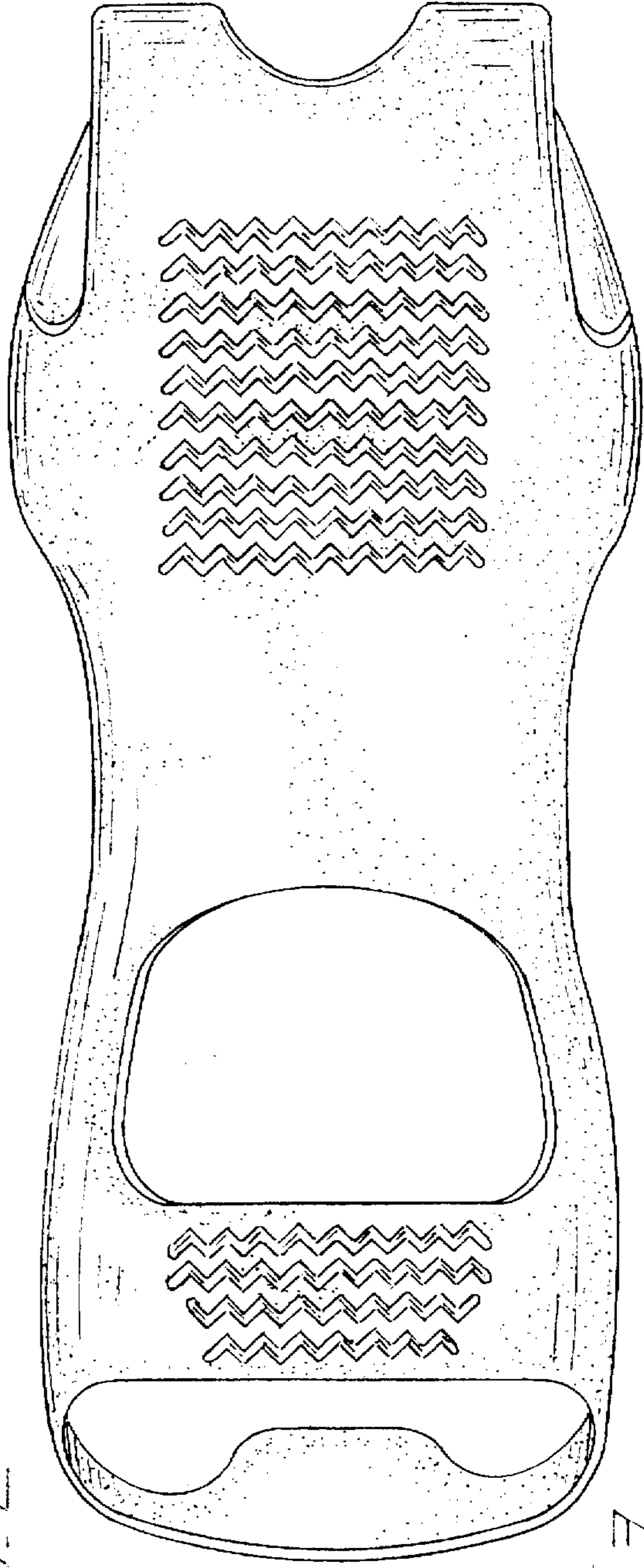


FIG. 3

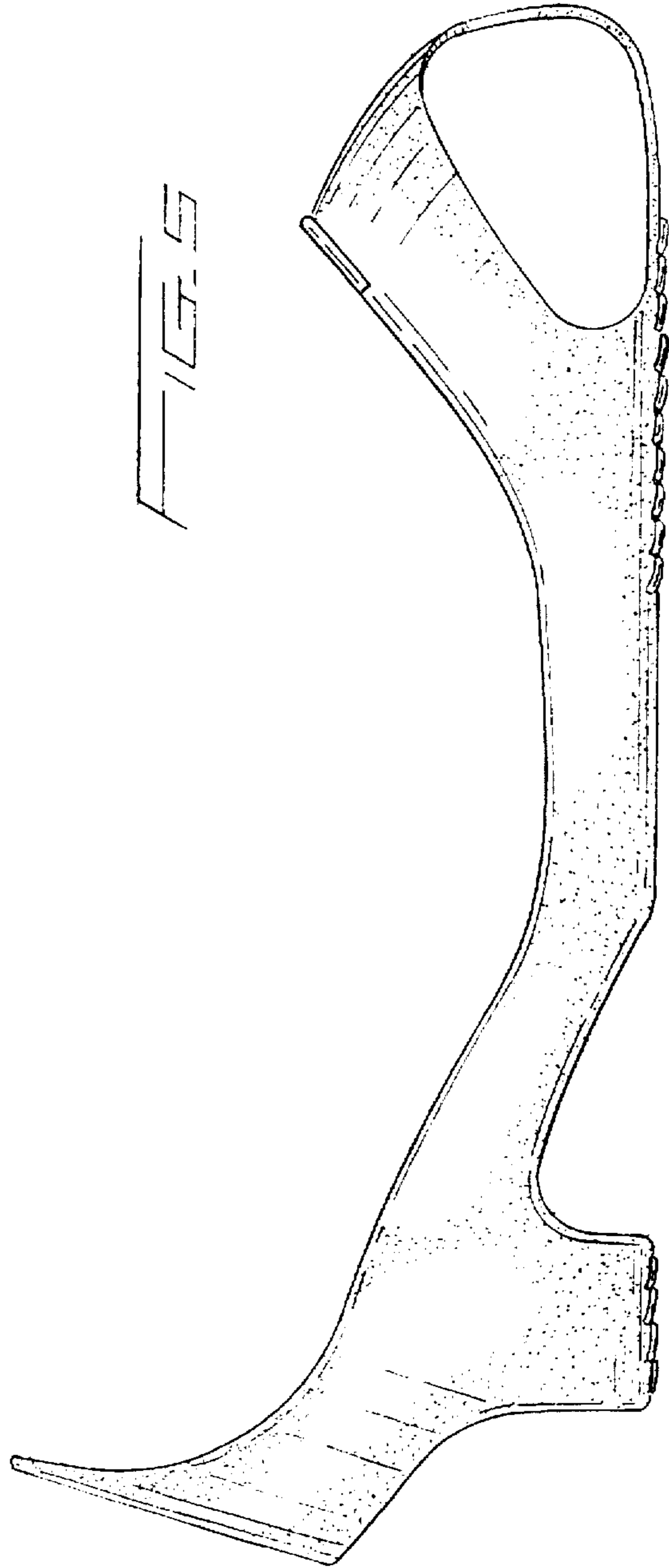
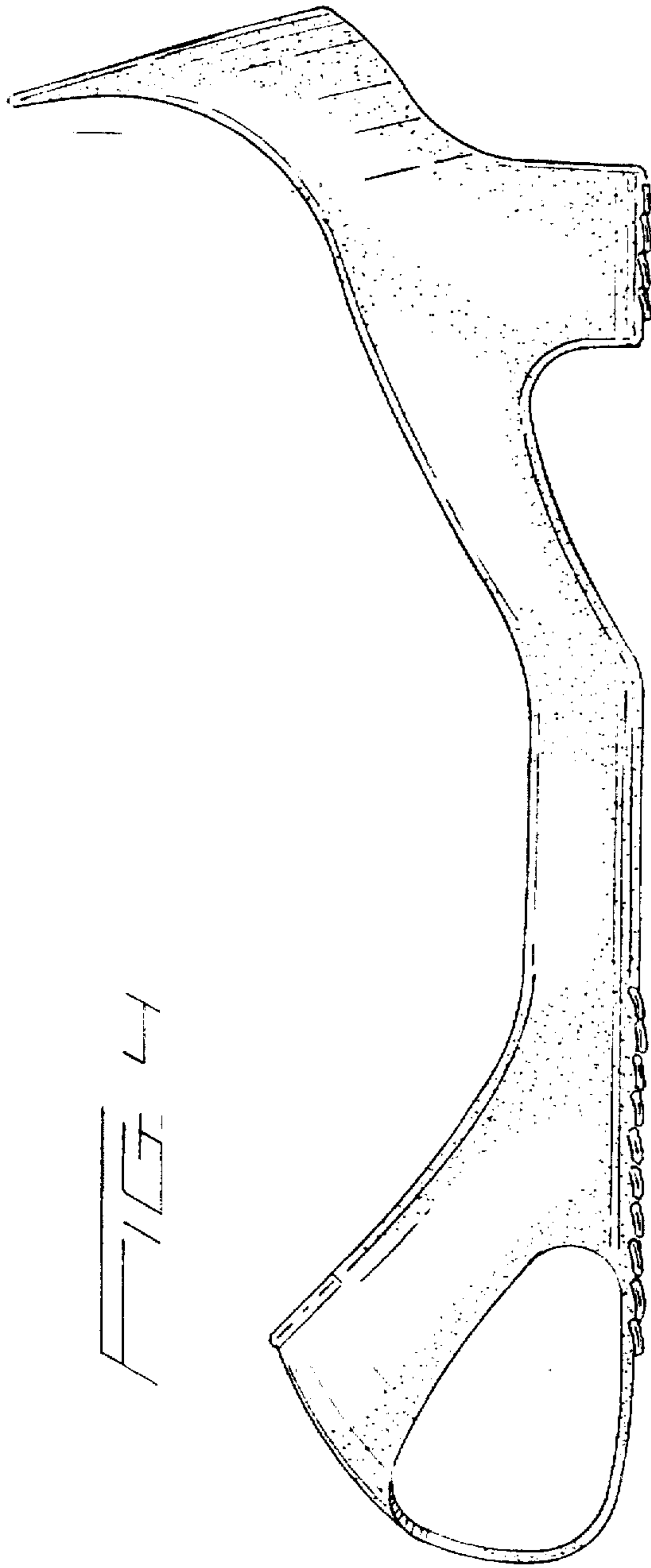


FIG. 7

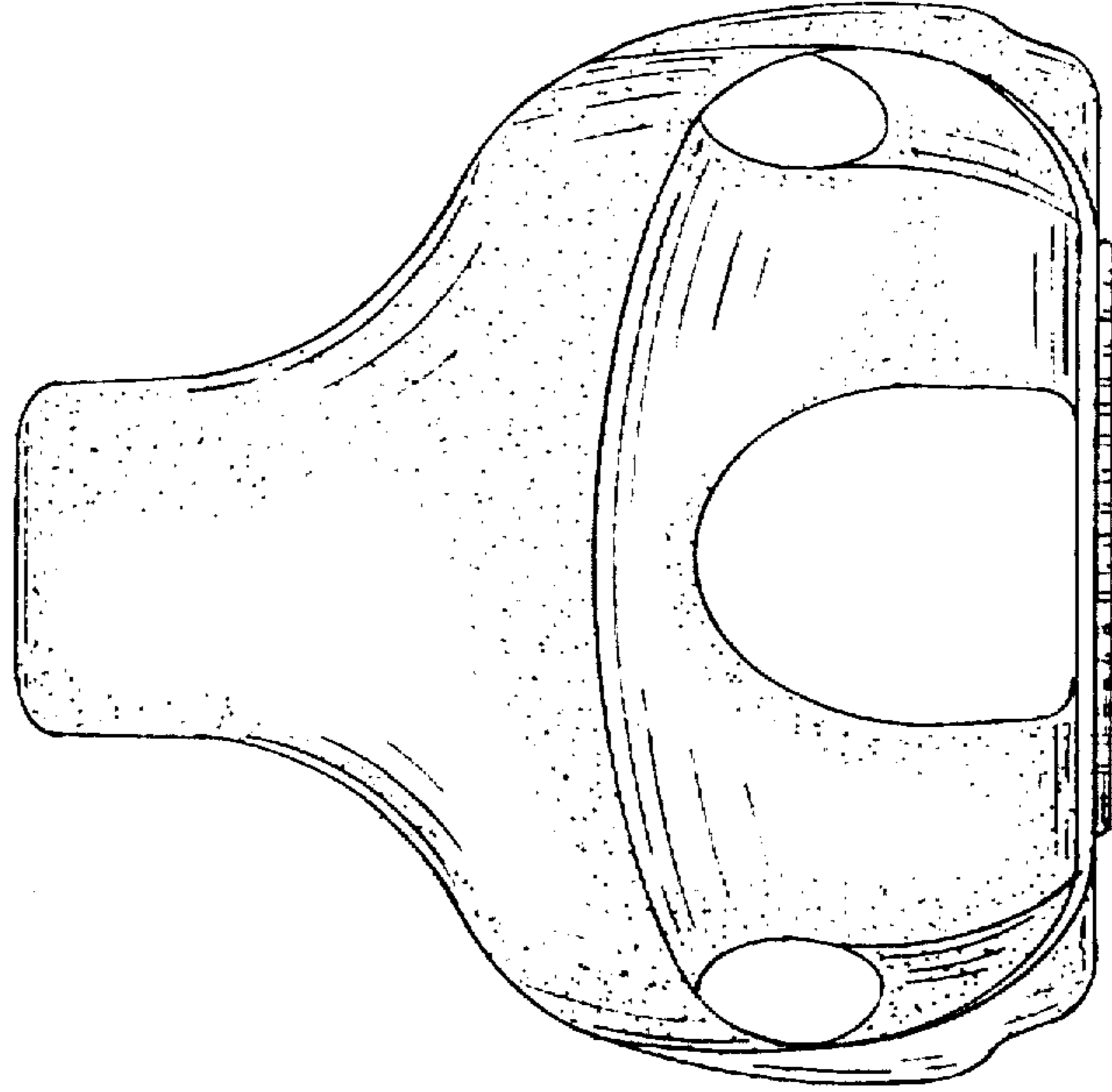


FIG. 8

