



US00D394731S

United States Patent [19]
Lee

[11] **Patent Number: Des. 394,731**
[45] **Date of Patent: **May 26, 1998**

[54] **CLIPPING RETAINER FOR USE WITH A NAIL CLIPPER**

[76] **Inventor: Rowan Lee, 9591 Royal Palm Blvd., Garden Grove, Calif. 92691**

[**] **Term: 14 Years**

[21] **Appl. No.: 64,618**

[22] **Filed: Jan. 7, 1997**

[51] **LOC (6) Cl. 28-03**

[52] **U.S. Cl. D28/60; D28/62**

[58] **Field of Search D28/56, 60, 62; 132/73, 73.5, 75, 75.3, 75.4, 75.5; 30/26, 28, 124, 125**

[56] **References Cited**

U.S. PATENT DOCUMENTS

D. 292,328	10/1987	Gamble	D28/62
D. 309,038	7/1990	Ladora	D28/60
D. 347,296	5/1994	Adelman	D28/60
1,011,727	8/1911	Baird	132/73 X
2,887,773	5/1959	Killen	D28/60 X
3,712,311	1/1973	Hedu .	
4,640,011	2/1987	Gamble	30/28
4,940,136	7/1990	Miller et al.	30/28 X
5,488,772	2/1996	Dababneh et al.	30/125 X

FOREIGN PATENT DOCUMENTS

2700251 7/1994 France 30/28

Primary Examiner—Ted Shooman

Assistant Examiner—C. Tuttle

Attorney, Agent, or Firm—John K. Park; Law Offices of John K. Park & Associates

[57] **CLAIM**

The ornamental design for a clipping retainer for use with a nail clipper, as shown and described.

DESCRIPTION

FIG. 1 is a top perspective view of a clipping retainer for use with a nail clipper;

FIG. 2 is a top perspective view of a clipping retainer for use with a nail clipper showing my new design in use;

FIG. 3 is a top plan view thereof;

FIG. 4 is a side elevational view thereof;

FIG. 5 is a bottom plan view thereof;

FIG. 6 is a front elevational view shown on an enlarged scale; and,

FIG. 7 is a rear elevational view thereof.

The broken lines showing of a portion of a nail clipper and chain in FIG. 2 is for illustration purpose only and forms no part of the claimed design.

1 Claim, 4 Drawing Sheets

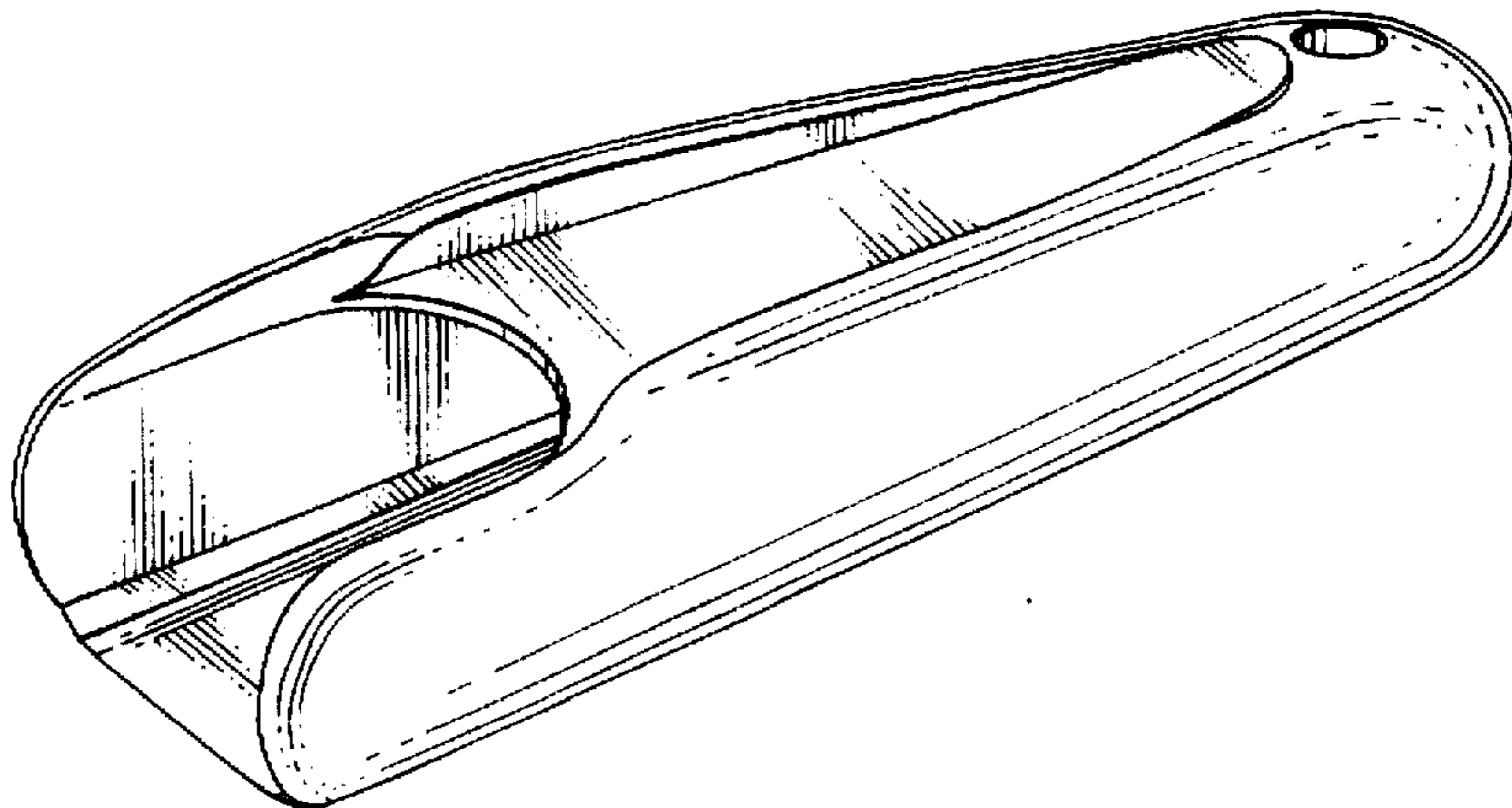


Fig. 1

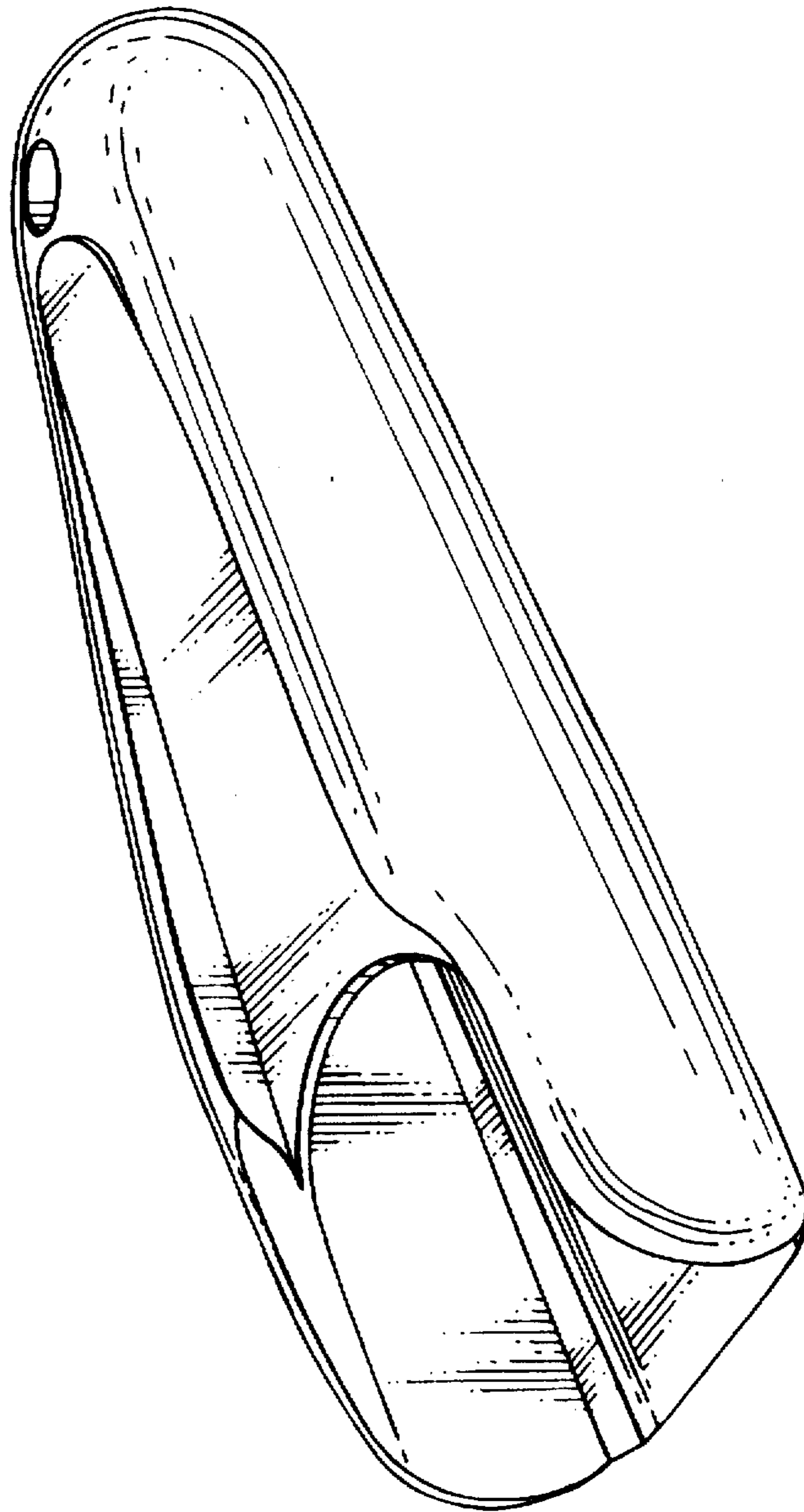


Fig. 2

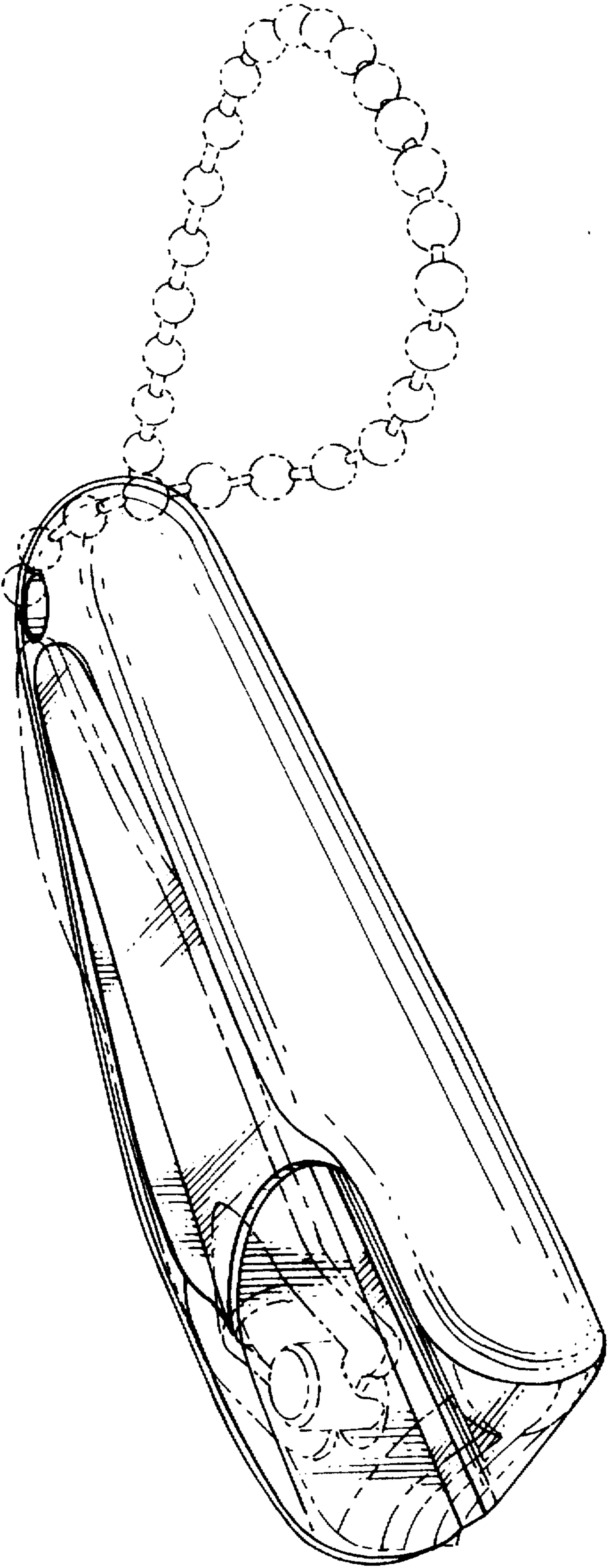


FIG. 3

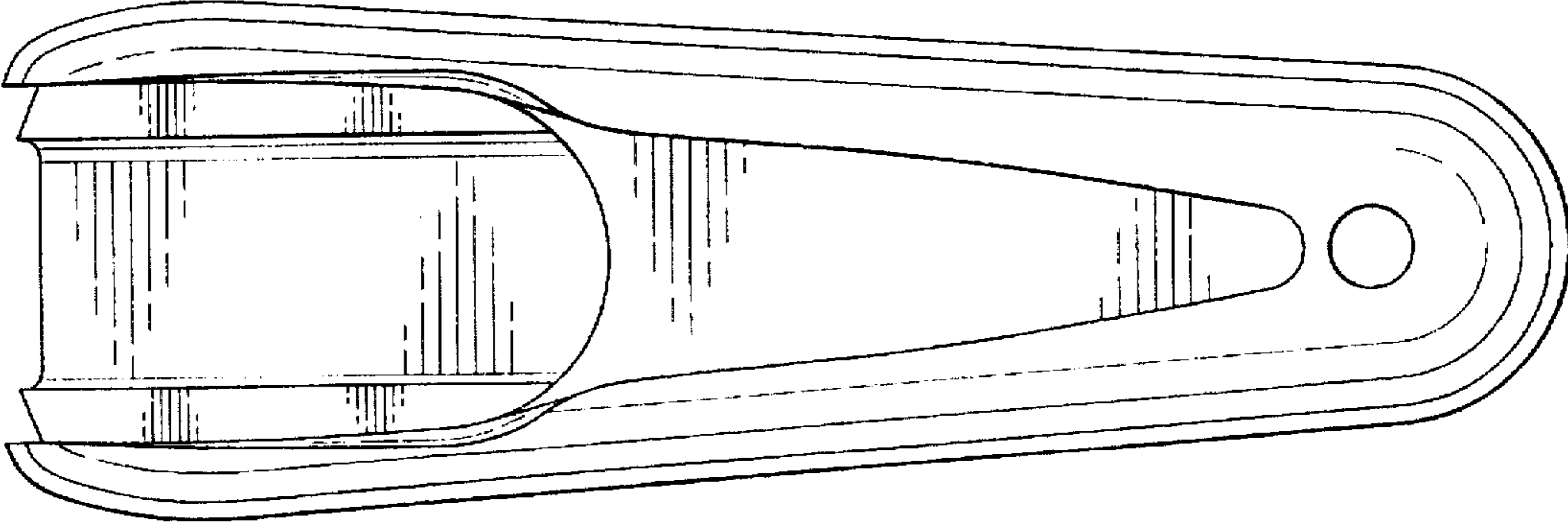


FIG. 4




FIG. 5




FIG. 6

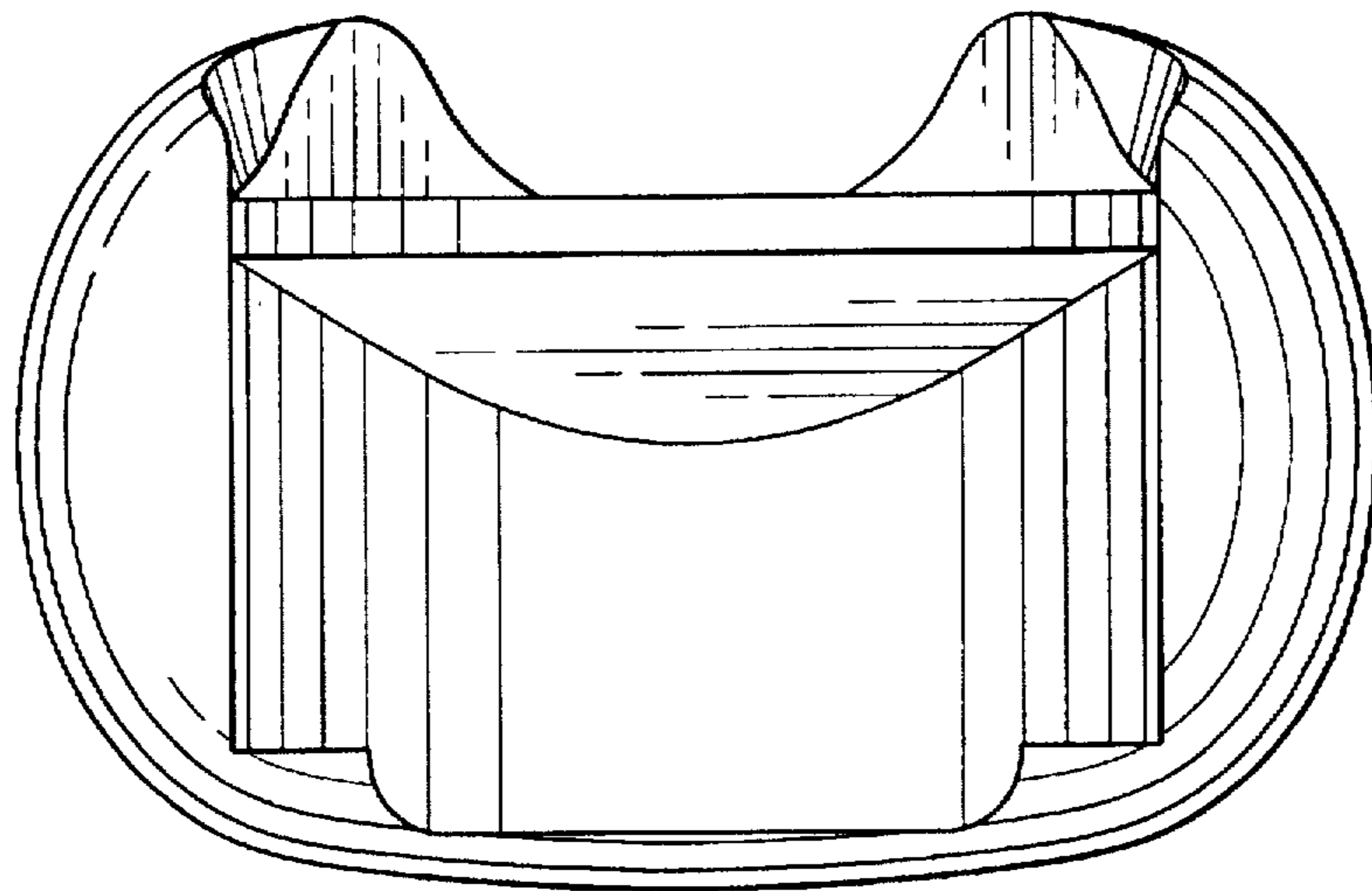


FIG. 7

