



US00D394702S

United States Patent [19]

[11] Patent Number: Des. 394,702

Chiu et al.

[45] Date of Patent: **May 26, 1998

[54] HUMIDIFIER

[75] Inventors: Bernard Chiu, Wellesley, Mass.; Jui-Shang Wang, Taipei, Taiwan; John Longan, Natick, Mass.; Robert L. Marvin, Farmington; Richard M. O'Grady, Southington, both of Conn.

[73] Assignee: Duracraft Corp., Southborough, Mass.

[**] Term: 14 Years

[21] Appl. No.: 27,961

[22] Filed: Sep. 2, 1994

[51] LOC (6) Cl. 23-04

[52] U.S. Cl. D23/356; D23/358; D23/360

[58] Field of Search D23/356-363; 261/81, DIG. 48, 91, 1; 392/403-406, 394; 422/120

4,810,854 3/1989 Jursich et al. .
4,906,417 3/1990 Gentry .
4,921,639 5/1990 Chiu .
5,034,162 7/1991 Chiu .
5,067,169 11/1991 Chiu .
5,073,967 12/1991 Marino .
5,086,494 2/1992 Wang .
5,108,663 4/1992 Chiu .
5,111,529 5/1992 Glucksman .
5,131,070 7/1992 Chiu et al. .
5,133,044 7/1992 Chiu .
5,143,460 9/1992 Wang .
5,143,655 9/1992 Chiu et al. .
5,143,656 9/1992 Marino et al. .
5,210,818 5/1993 Wang .
5,215,685 6/1993 Marino .
5,228,107 7/1993 Marino .
5,247,604 9/1993 Chiu .
5,291,579 3/1994 Marino .
5,339,383 8/1994 Marino .

FOREIGN PATENT DOCUMENTS

59-62784 7/1984 Japan .

[56] References Cited

U.S. PATENT DOCUMENTS

D. 306,063 2/1990 Chiu et al. .
D. 307,653 5/1990 Weirsmann et al. .
D. 307,654 5/1990 Weirsmann et al. .
D. 320,071 9/1991 Cook .
D. 320,440 10/1991 Chiu .
D. 322,121 12/1991 Chiu .
D. 330,074 10/1992 Wang et al. .
D. 335,340 5/1993 Marvin, Jr. .
D. 335,341 5/1993 O'Grady .
D. 336,511 6/1993 Chiu et al. .
D. 337,634 7/1993 Copland et al. D23/356
D. 348,728 7/1994 O'Grady et al. .
D. 349,334 8/1994 O'Grady et al. .
D. 349,566 8/1994 O'Grady .
D. 357,310 4/1995 Chiu D23/356
D. 358,461 5/1995 Baker et al. D23/356
D. 359,552 6/1995 Chiu et al. D23/356
4,604,246 8/1986 Choe .
4,752,423 6/1988 Wong .

OTHER PUBLICATIONS

Washington Post, Nov. 3, 1985, Advertising Supplement.

Primary Examiner—Lisa Lichtenstein
Attorney, Agent, or Firm—Morgan & Finnegan

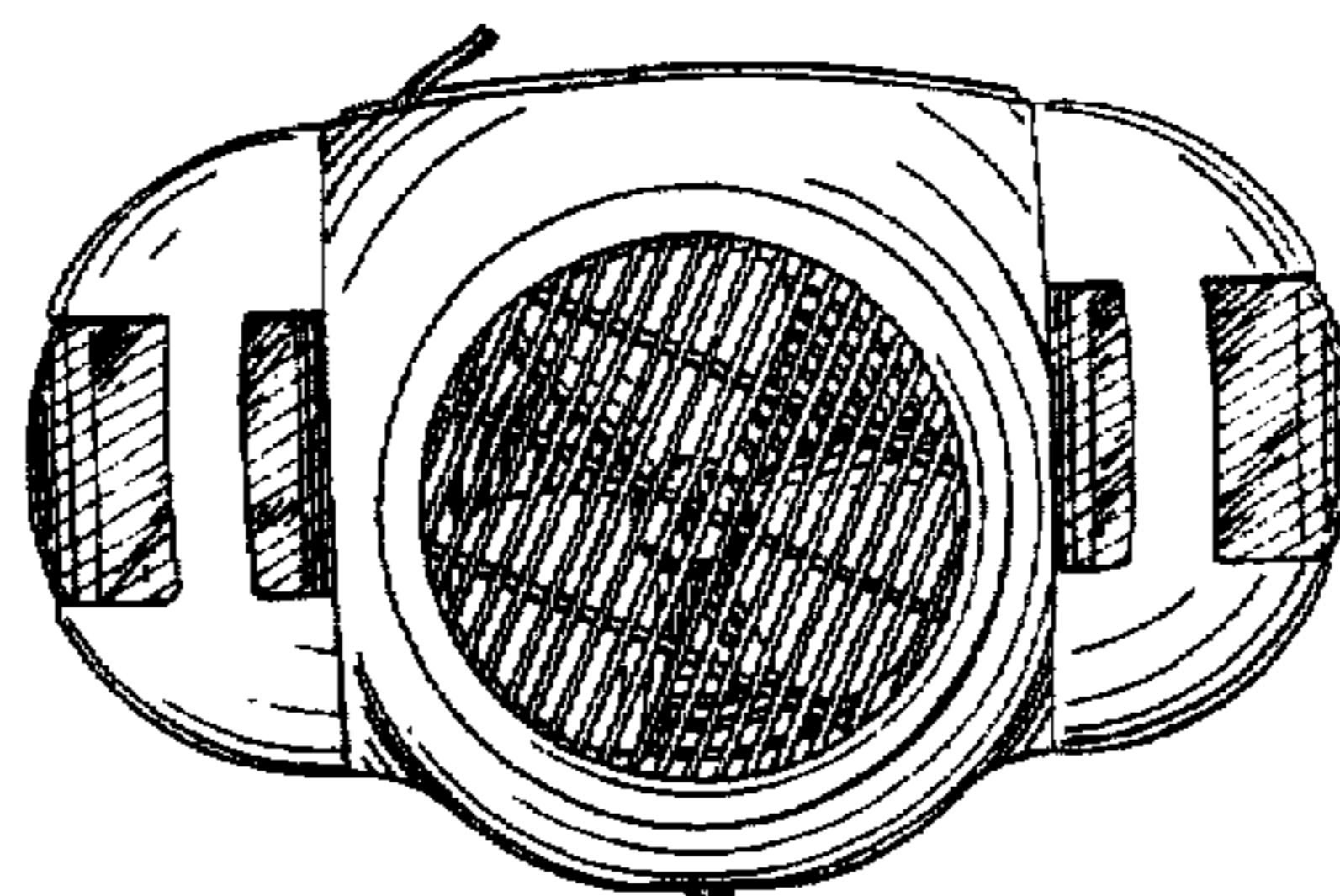

[57] CLAIM

The ornamental design for a humidifier, as shown.

DESCRIPTION

FIG. 1 is a front view of the design for a humidifier in accordance with the present invention; FIG. 2 is a view of one side thereof; FIG. 3 is a view of another side thereof; FIG. 4 is a rear view thereof; FIG. 5 is a top view thereof; and, FIG. 6 is a bottom view thereof.

1 Claim, 2 Drawing Sheets






FIG. 1




FIG. 2

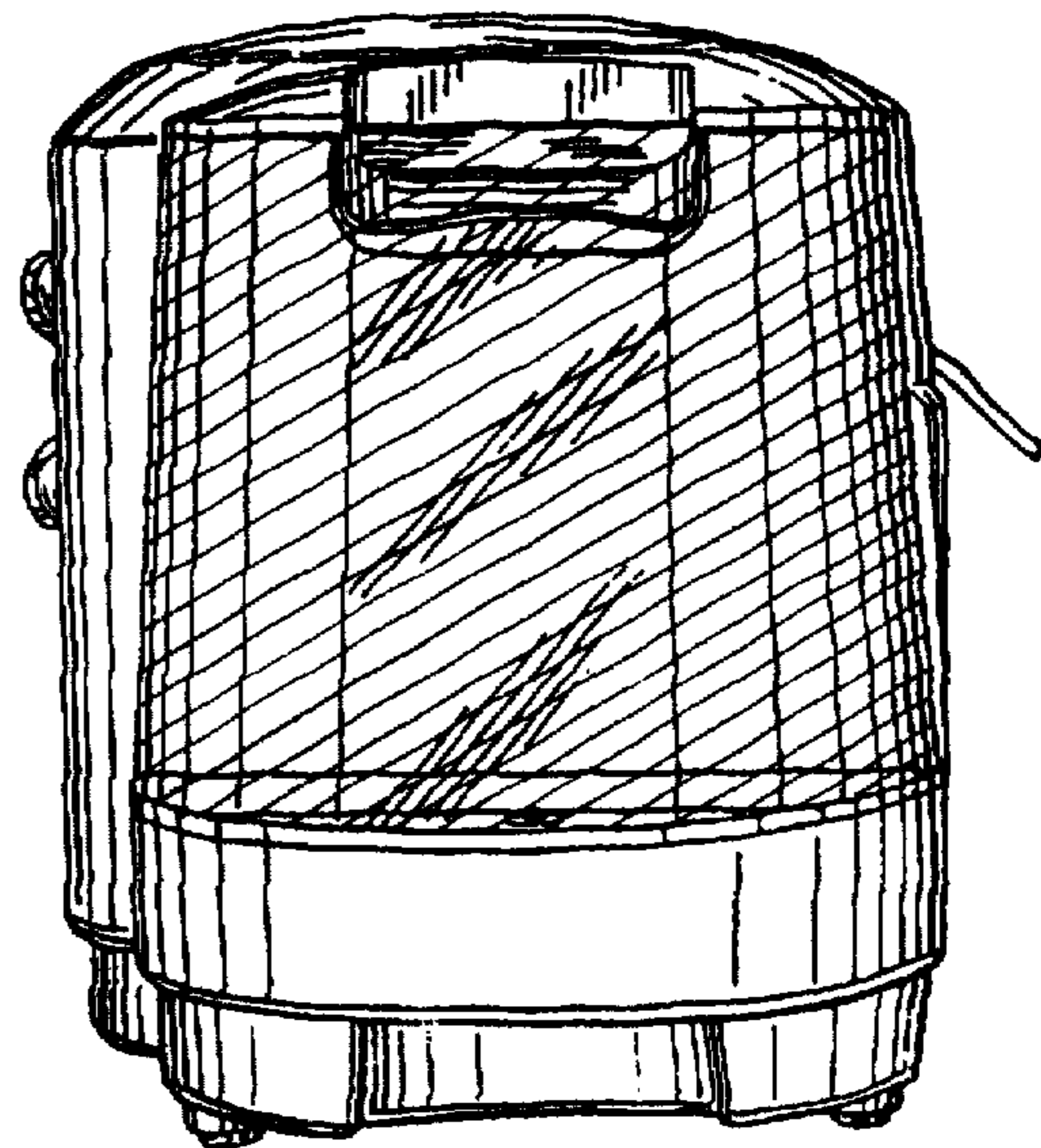


FIG. 3

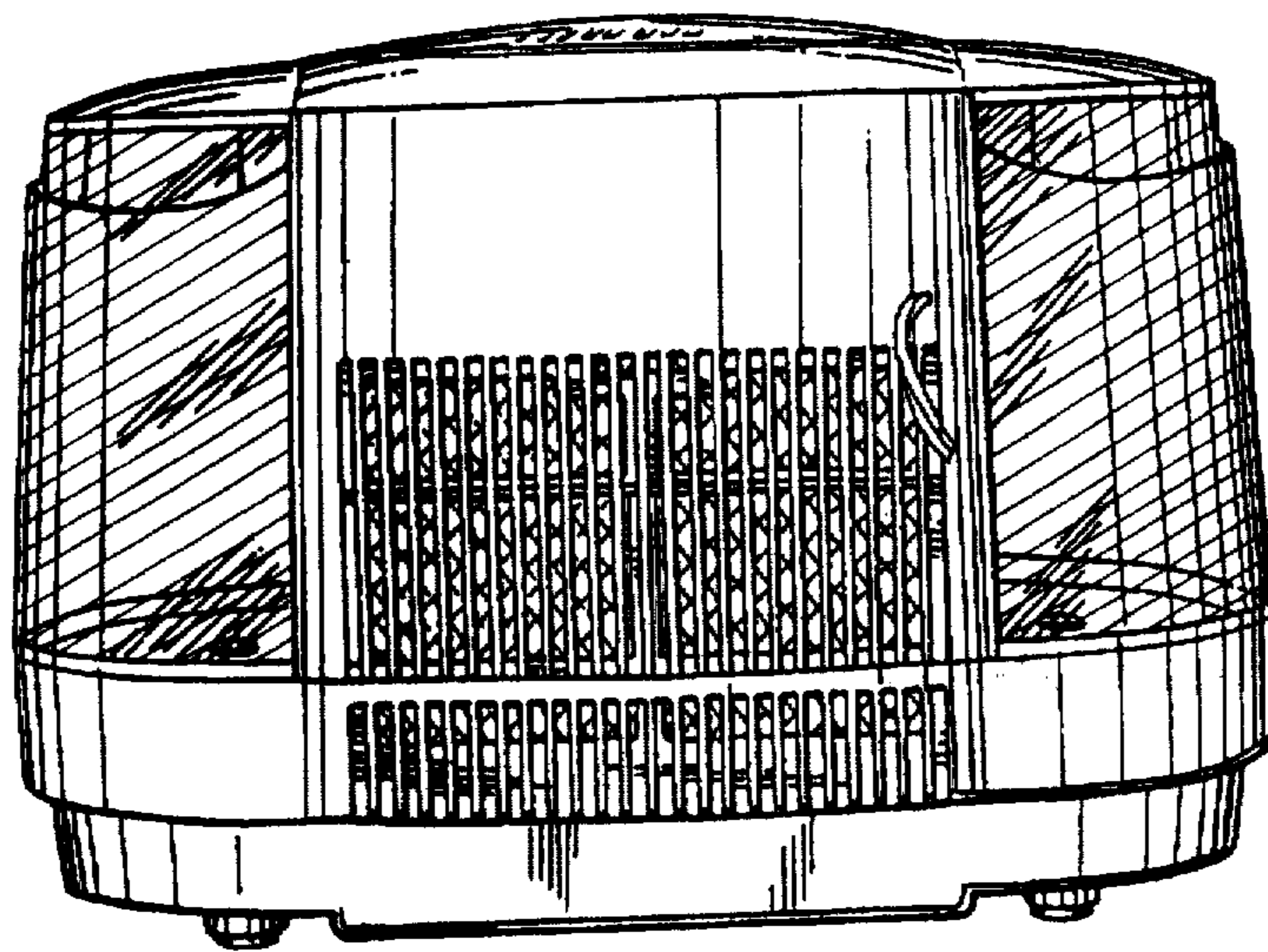


FIG. 4

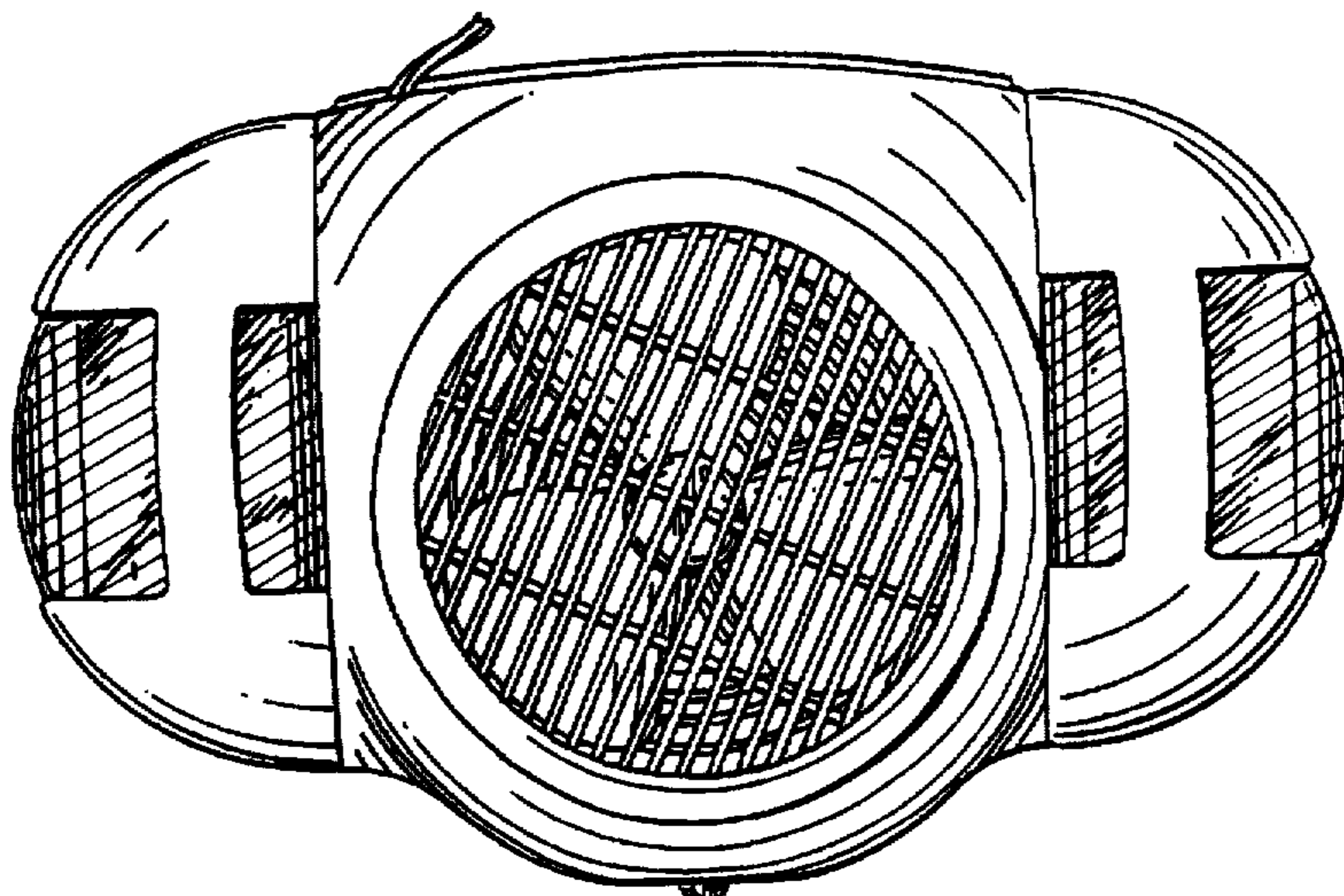


FIG. 5

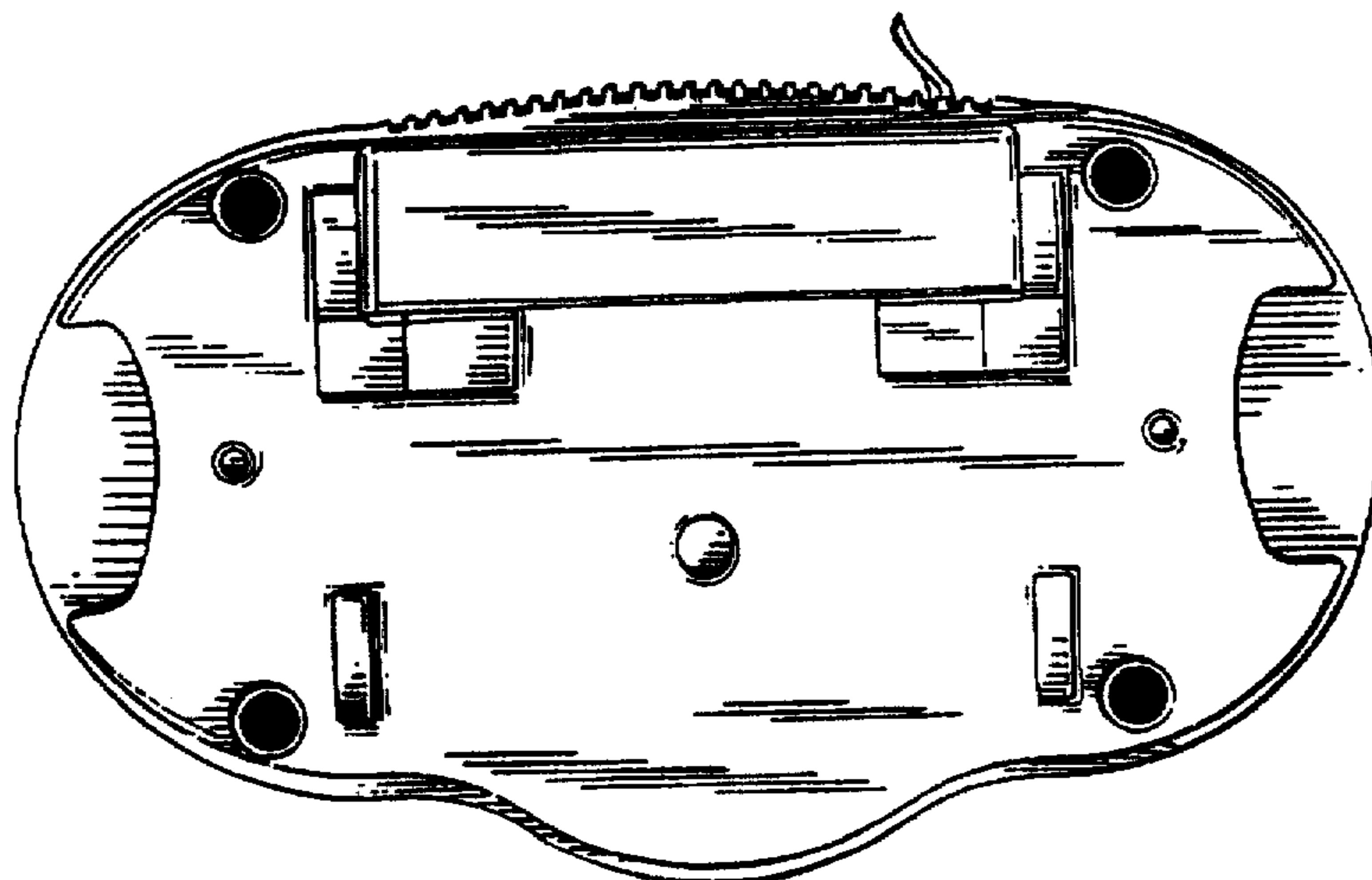


FIG. 6