



US00D394695S

United States Patent [19]

Blais

[11] Patent Number: Des. 394,695

[45] Date of Patent: **May 26, 1998

[54] ELECTRIC BASEBOARD HEATER FACADE

[76] Inventor: Ghislain Blais, 304 des Cantons, St. Emilie de Suffolk, Quebec, Canada, J0V 1Y0

[**] Term: 14 Years

[21] Appl. No.: 68,191

[22] Filed: Mar. 17, 1997

[30] Foreign Application Priority Data

Sep. 16, 1996 [CA] Canada 1996-2059

[51] LOC (6) Cl. 23-03

[52] U.S. Cl. D23/389; D23/330; D23/388

[58] Field of Search D23/388, 389, D23/330; 392/352, 353; 454/287

[56] References Cited

U.S. PATENT DOCUMENTS

D. 174,415	4/1955	Cotts	D23/389
2,796,016	6/1957	De Roo	454/287
2,834,281	5/1958	Griner	D23/389
3,310,652	3/1967	Williams, Jr.	392/352
5,181,884	1/1993	Ducharme	454/287

FOREIGN PATENT DOCUMENTS

1164029	3/1984	Canada	392/353
---------	--------	--------	-------	---------

Primary Examiner—Lisa Lichtenstein
Attorney, Agent, or Firm—Eric Fincham

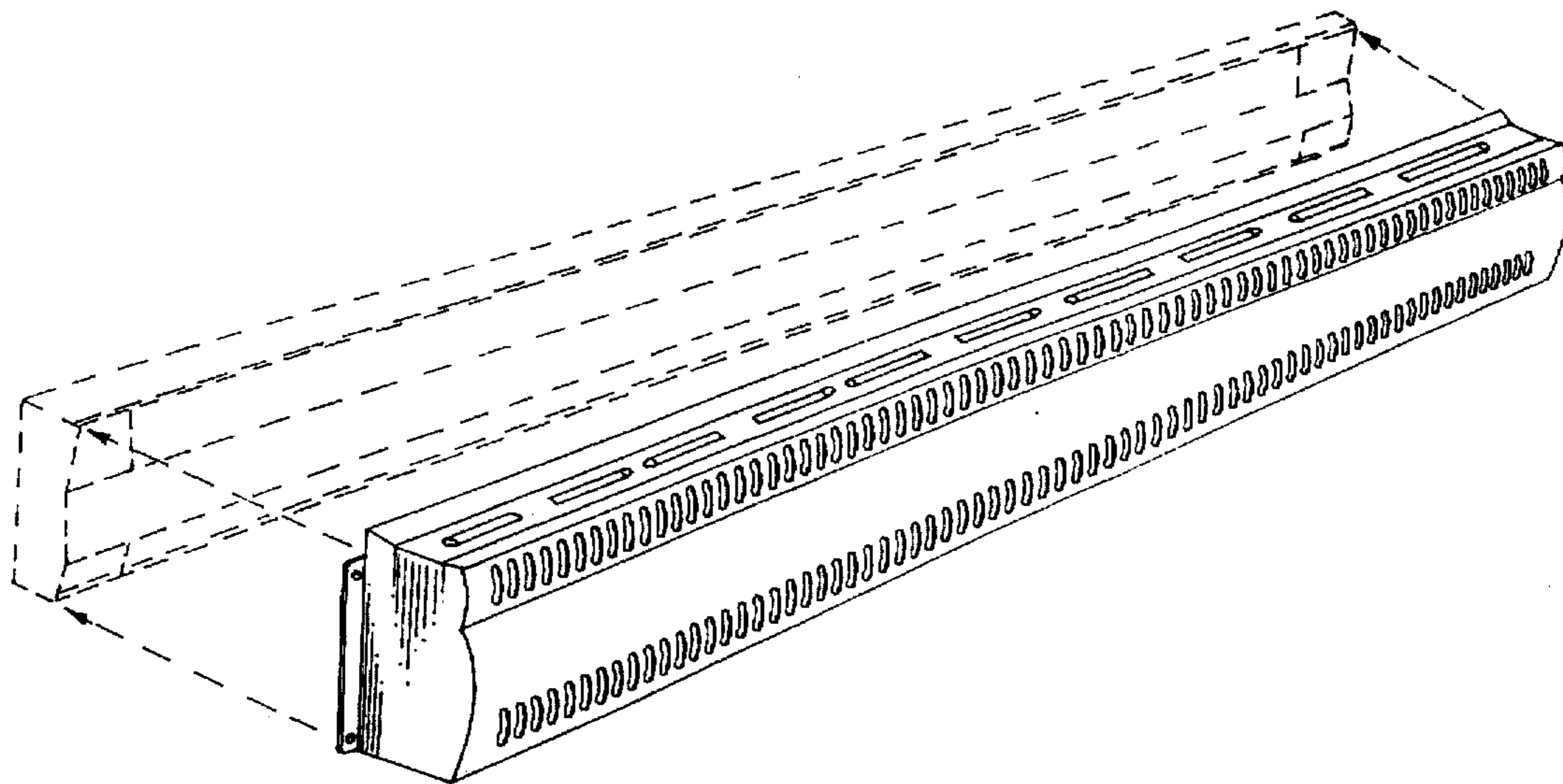
[57] CLAIM

The ornamental design for an electric baseboard heater facade, as shown and described.

DESCRIPTION

FIG. 1 is a perspective front view of the electric baseboard heater facade;
 FIG. 2 is a rear perspective view thereof;
 FIG. 3 is a front elevational view;
 FIG. 4 is a top plan view;
 FIG. 5 is an end view as seen from the left hand side of FIG. 3;
 FIG. 6 is a side elevational view as seen from the right hand side of FIG. 3;
 FIG. 7 is a front elevational view wherein longitudinal fingers on an upper surface are extended upwardly;
 FIG. 8 is a top plan view with the fingers extending upwardly;
 FIG. 9 is an end elevational view as seen from the left hand side of FIG. 7;
 FIG. 10 is an end elevational view as seen from the right hand side of FIG. 7; and,
 FIG. 11 is a bottom plan view.
 The broken line showing of environmental structure in FIG. 1 is for illustrative purposes only and forms no part of the claimed design.

1 Claim, 5 Drawing Sheets



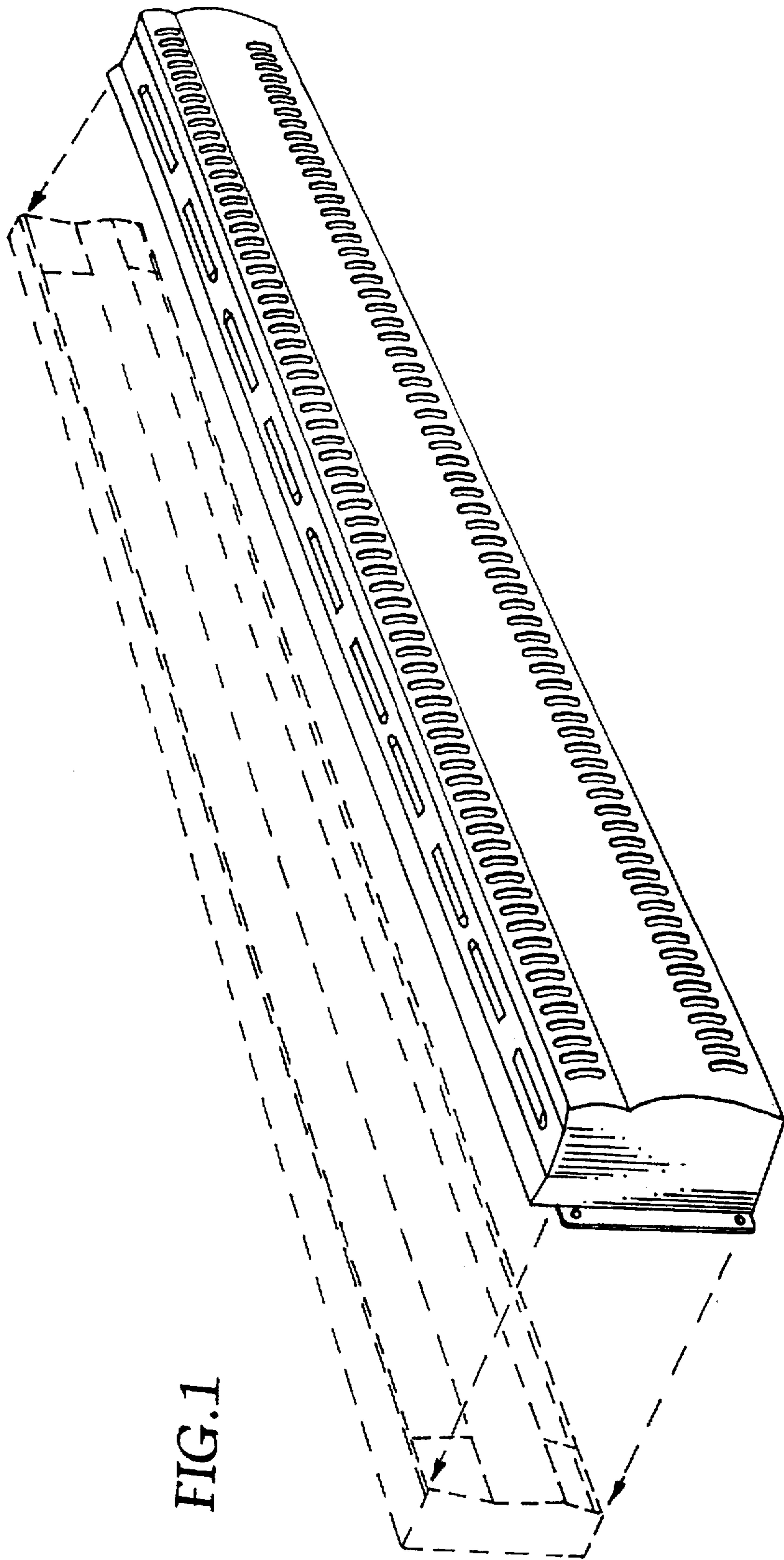


FIG. 1

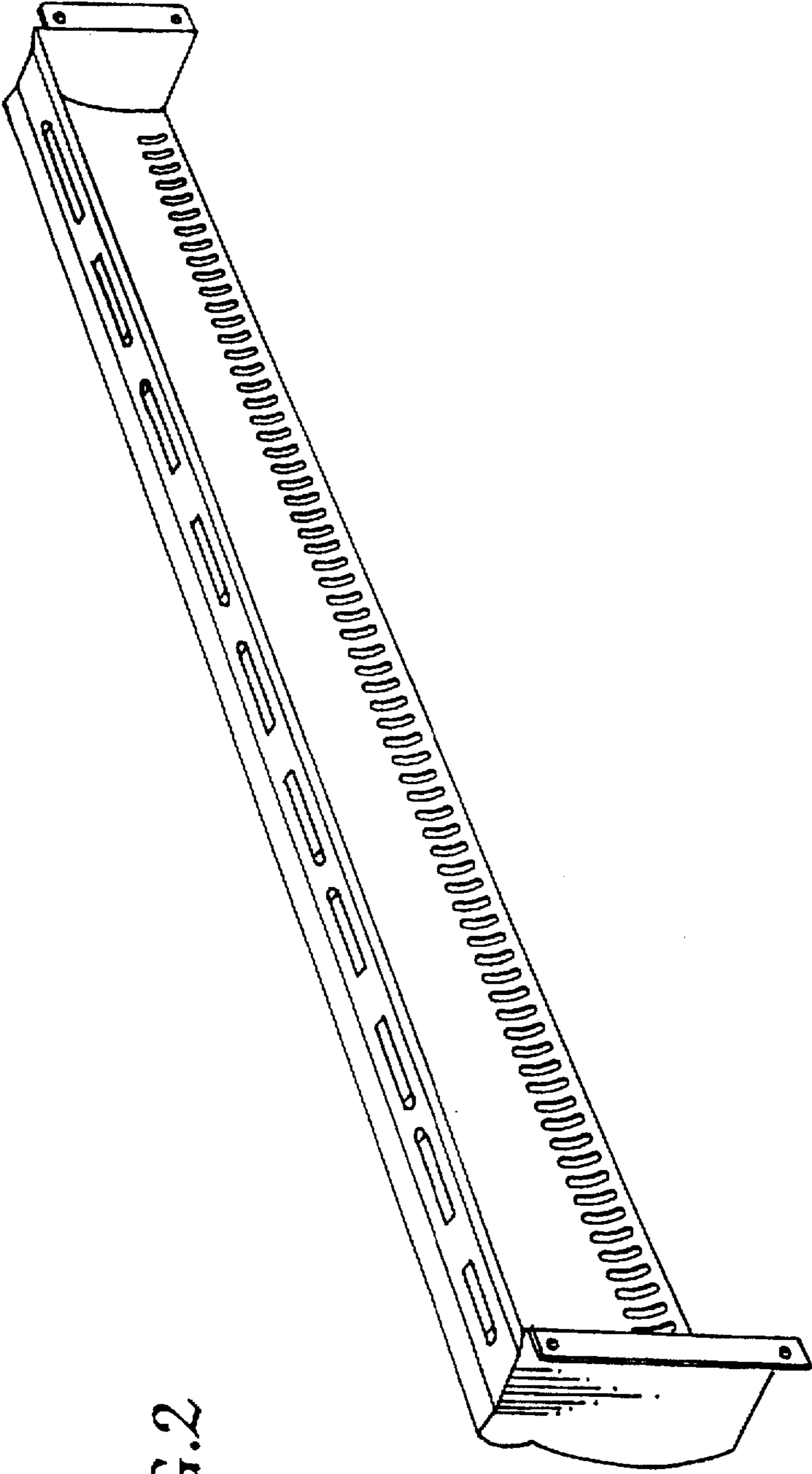


FIG.2

FIG.3

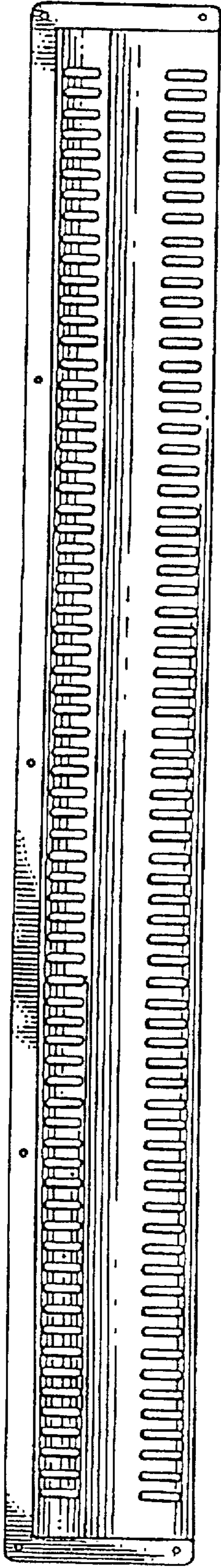


FIG-4

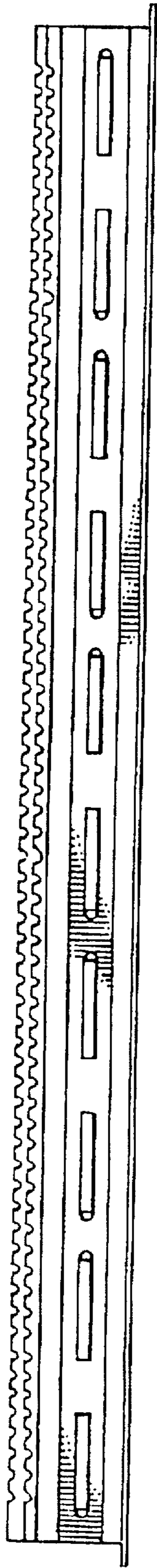


FIG.5




FIG.6




FIG. 7

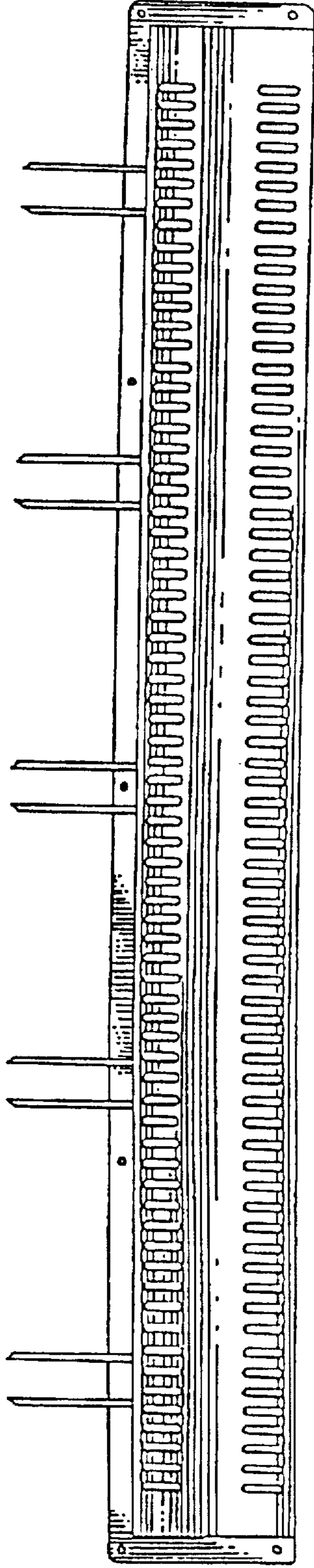


FIG. 8

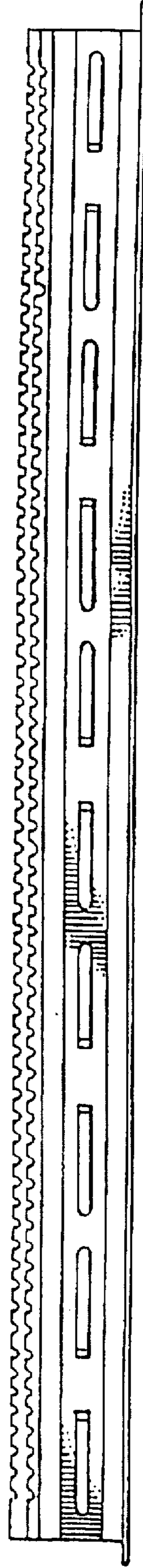


FIG. 9



FIG. 10




FIG. 11

