



US00D394670S

# United States Patent [19] Takenouchi

[11] Patent Number: **Des. 394,670**  
[45] Date of Patent: **\*\*May 26, 1998**

[54] **EDITOR FOR A COPIER**  
[75] Inventor: **Masaaki Takenouchi, Yokohama, Japan**  
[73] Assignee: **Fuji Xerox Co., Ltd., Tokyo, Japan**  
[\*\*] Term: **14 Years**

D. 309,322 7/1990 Hirata et al. .... D18/40  
D. 333,125 2/1993 Komada et al. .... D14/100  
D. 334,944 4/1993 Yamamoto et al. .... D18/40  
D. 364,389 11/1995 Shimizu ..... D18/39 X  
4,644,391 2/1987 Shibuya et al. .... D18/36 X

[21] Appl. No.: **53,590**  
[22] Filed: **Apr. 24, 1996**  
[30] **Foreign Application Priority Data**

*Primary Examiner*—James Gandy  
*Assistant Examiner*—Caron D. Veynar  
*Attorney, Agent, or Firm*—Oliff & Berridge

Oct. 27, 1995 [JP] Japan ..... 7-32143

### [57] CLAIM

The ornamental design for an editor for a copier, as shown and described.

[51] **LOC (6) Cl.** ..... **16-03**  
[52] **U.S. Cl.** ..... **D18/40; D14/100**  
[58] **Field of Search** ..... **D18/36-41; D14/100,**  
**D14/107, 113, 115; 340/709, 713, 718;**  
**345/104, 156, 173, 901, 905; 355/75, 200,**  
**202, 218, 244, 308; 364/192, 708.1, 709.04,**  
**709.12; 358/75, 280, 285, 293**

### DESCRIPTION

FIG. 1 is a front view of an editor for a copier showing my new design;  
FIG. 2 is a rear view of the editor of FIG. 1;  
FIG. 3 is a top plan view of the editor of FIG. 1;  
FIG. 4 is a bottom view of the editor of FIG. 1;  
FIG. 5 is a right side view of the editor of FIG. 1; and,  
FIG. 6 is a left side view of the editor of FIG. 1.

### [56] References Cited

#### U.S. PATENT DOCUMENTS

D. 303,545 9/1989 Hirata ..... D14/107 X

**1 Claim, 6 Drawing Sheets**

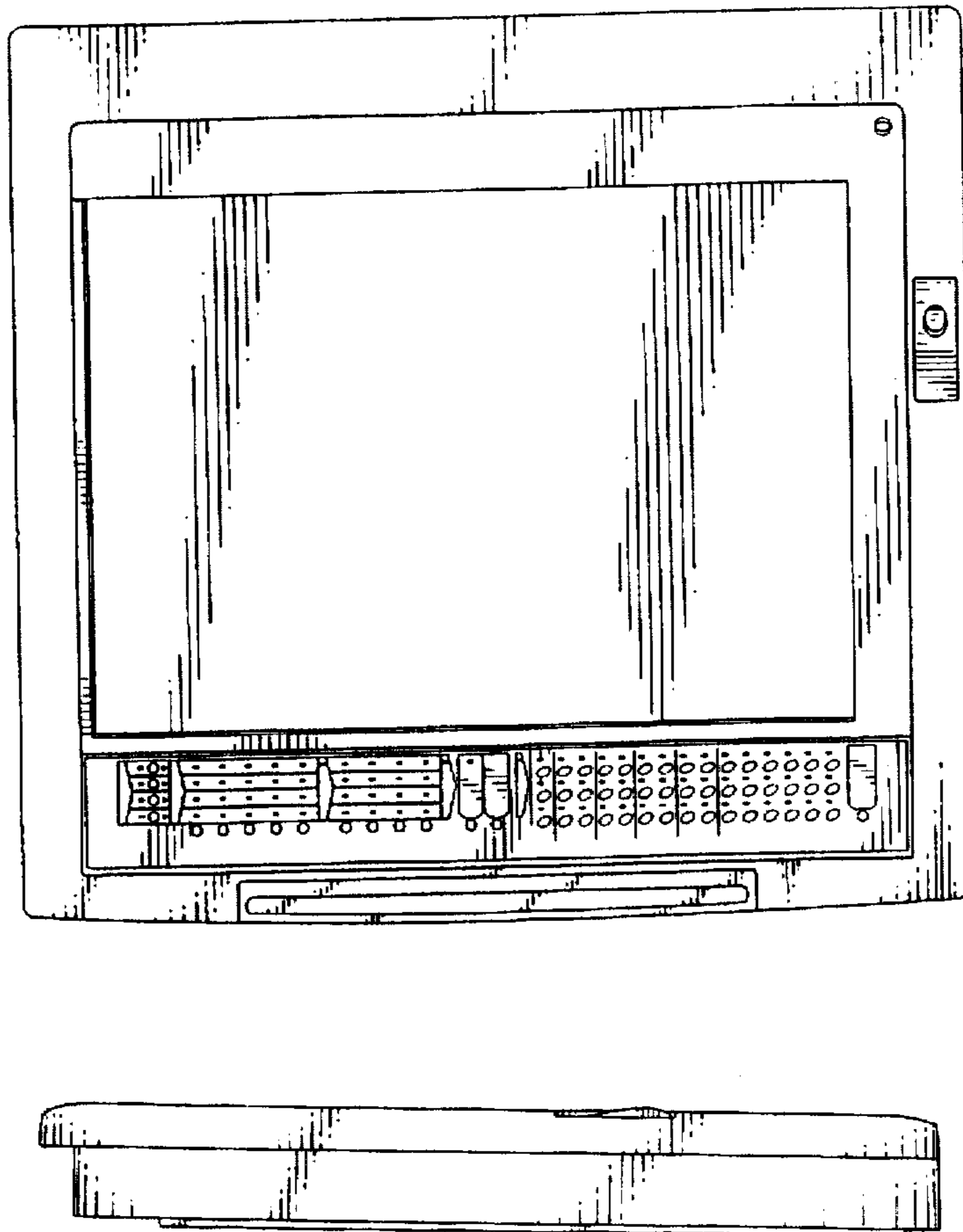


FIG. 1




FIG. 2




FIG. 3

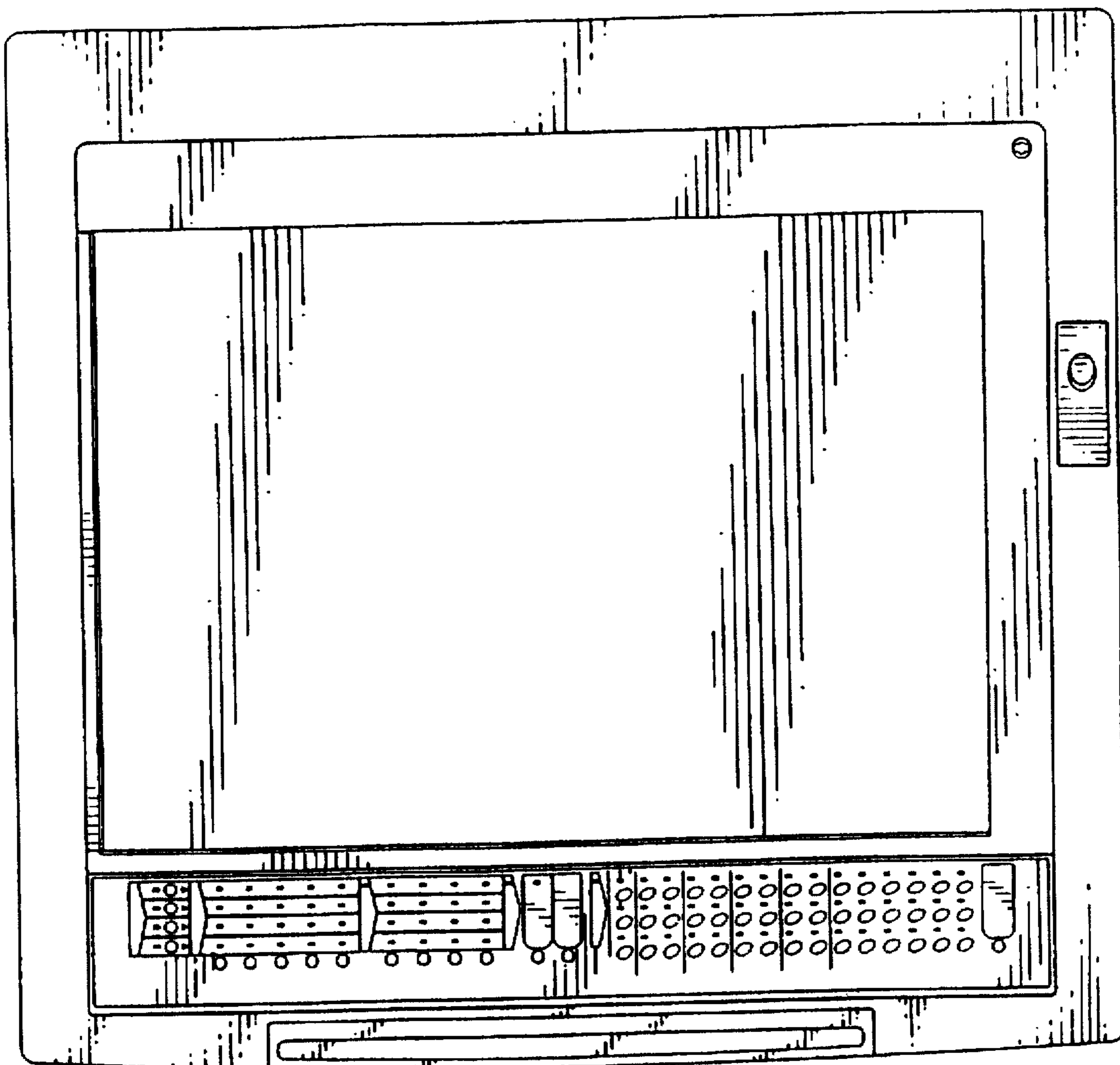


FIG. 4

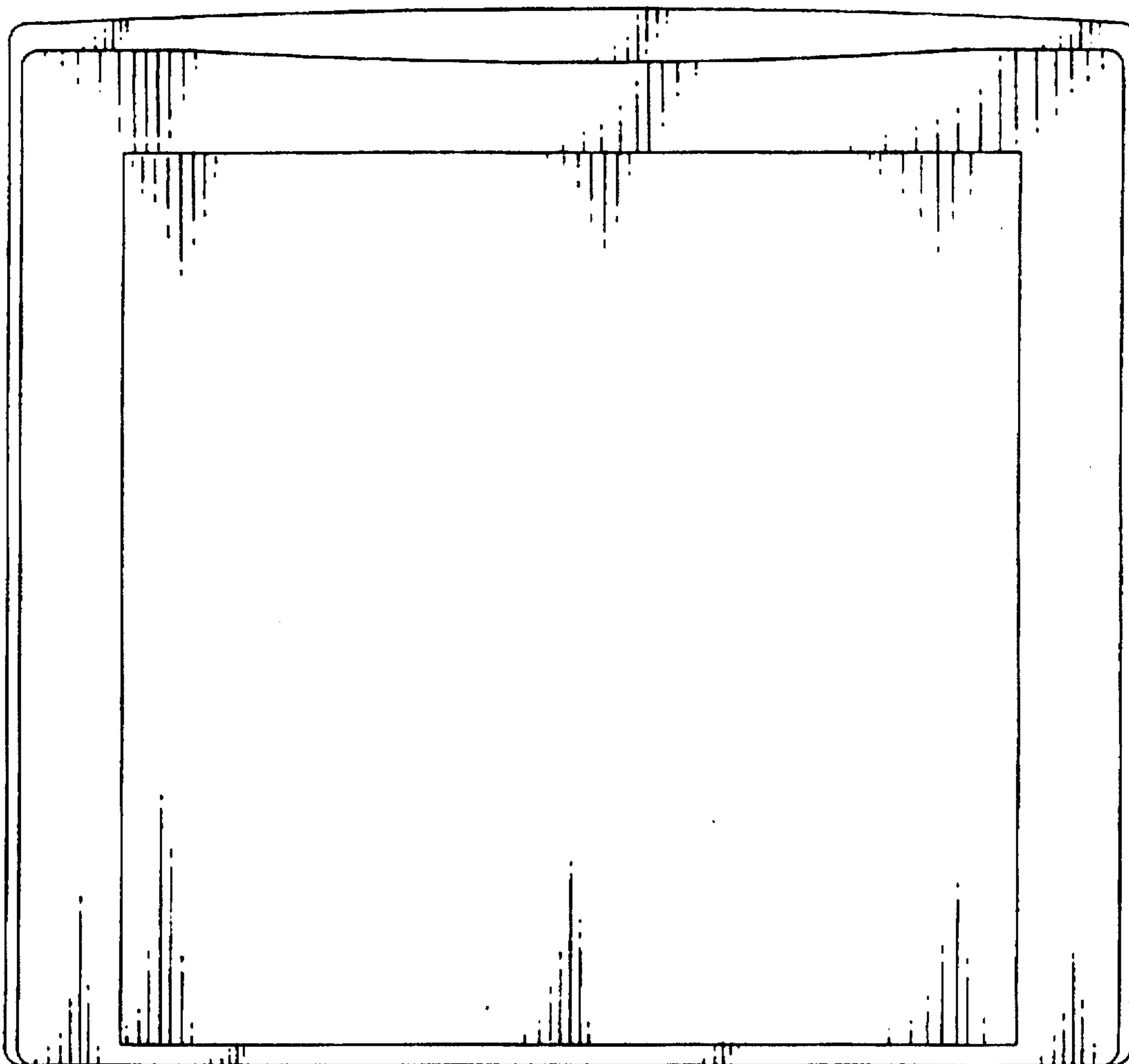


FIG. 5




FIG. 6

