



US00D394669S

# United States Patent [19]

Becker et al.

[11] Patent Number: **Des. 394,669**

[45] Date of Patent: **\*\*May 26, 1998**

[54] **FLEXIBLE SUPPORT STAND FOR A CAMERA OR THE LIKE**

4,963,903	10/1990	Cane	396/428
5,305,034	4/1994	Aratani	224/908
5,348,259	9/1994	Blanco et al.	248/276.1

[76] Inventors: **Rick S. Becker**, 4731 Lytle Rd.;  
**Kenneth A. Osborne**, 9646 Bellbrook Rd., both of Waynesville, Ohio 45068

*Primary Examiner*—Ted Shooman  
*Assistant Examiner*—Adir Aronovich  
*Attorney, Agent, or Firm*—Jacox, Meckstroth & Jenkins

[\*\*] Term: **14 Years**

[57] **CLAIM**

[21] Appl. No.: **69,524**

The ornamental design of a flexible support stand for a camera or the like, as shown and described.

[22] Filed: **Apr. 24, 1997**

**DESCRIPTION**

[51] LOC (6) Cl. .... **16-05**

[52] U.S. Cl. .... **D16/242; D8/395; 224/908**

[58] Field of Search ..... **D16/237, 242, D16/243-245; 224/265, 266, 270, 908; 248/231.51, 274.1; 352/242, 243; 396/419, 428**

FIG. 1 is a perspective view of a flexible support stand for a camera showing our new design;  
FIG. 2 is a front view thereof;  
FIG. 3 is a side view thereof;  
FIG. 4 is the opposite side view thereof;  
FIG. 5 is a rear view thereof;  
FIG. 6 is a top view thereof; and,  
FIG. 7 is a bottom view thereof.

[56] **References Cited**

**U.S. PATENT DOCUMENTS**

D. 362,008	9/1995	McCumber	D16/242
D. 377,032	12/1996	Morooka	D16/202
D. 382,286	8/1997	Doran	D16/242
3,103,384	9/1963	Drohan	D8/395

The broken line showing of a camera is for illustrative purposes only and forms no part of the claimed design.

**1 Claim, 2 Drawing Sheets**

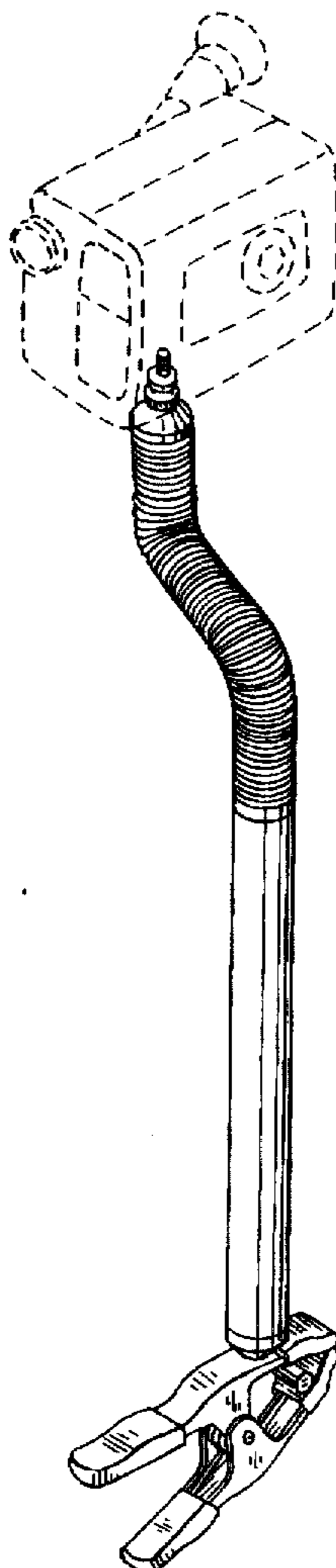


FIG-1

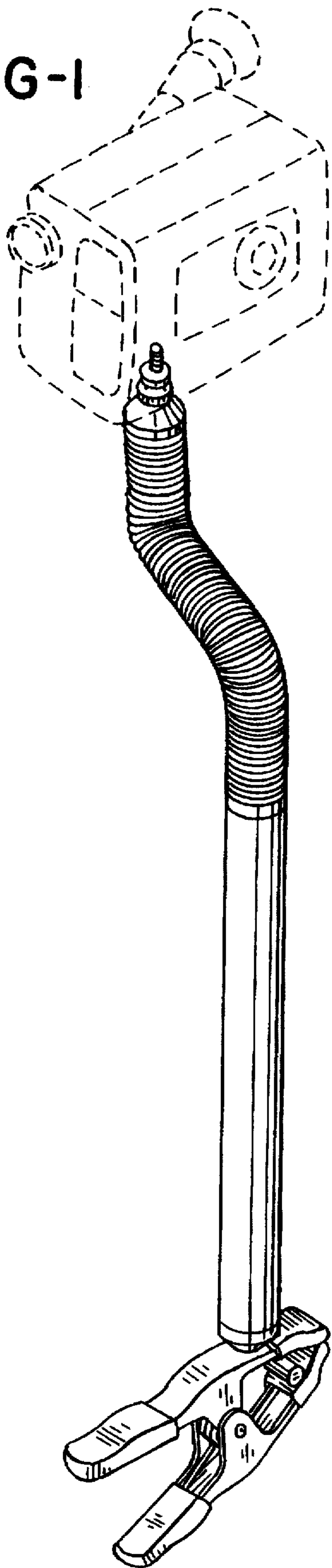


FIG-2




FIG-3

