



US00D394651S

United States Patent [19]
Suzuki et al.

[11] **Patent Number: Des. 394,651**
[45] **Date of Patent: **May 26, 1998**

[54] **MAGNET OPTICAL DISK RECORDER/
PLAYER**

D. 327,058 6/1992 Maeyama D14/135
D. 338,198 8/1993 Ogasawara D14/136
D. 344,941 3/1994 Ogawa et al. D14/135
D. 348,457 7/1994 Cha D14/135

[75] **Inventors: Satoshi Suzuki; Kazumasa Okumura,**
both of Tokyo, Japan

Primary Examiner—B. J. Bullock
Assistant Examiner—Richelle Shelton
Attorney, Agent, or Firm—Beveridge, DeGrandi, Weilacher
& Young, L.L.P.

[73] **Assignee: Sony Corporation, Tokyo, Japan**

[**] **Term: 14 Years**

[21] **Appl. No.: 45,605**

[57] **CLAIM**

[22] **Filed: Oct. 24, 1995**

The ornamental design for a magnet optical disk recorder/
player, as shown and described.

[30] **Foreign Application Priority Data**

DESCRIPTION

Apr. 26, 1995 [JP] Japan 7-11884

FIG. 1 is a top plan view of the magnet optical disk recorder/
player including our new design;
FIG. 2 is a left side elevational view thereof;
FIG. 3 is a front elevational view thereof;
FIG. 4 is a bottom plan view thereof;
FIG. 5 is a right side elevational view thereof; and,
FIG. 6 is a rear elevational view thereof.

[51] **LOC (6) Cl. 14-01**

[52] **U.S. Cl. D14/136; D14/156**

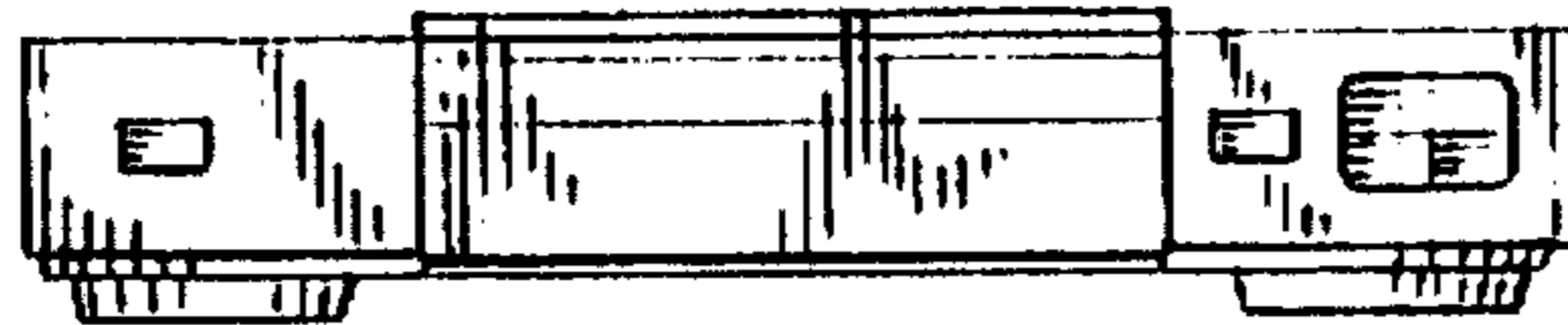
[58] **Field of Search D14/124, 135,
D14/136, 156, 239, 299**

[56] **References Cited**

U.S. PATENT DOCUMENTS

D. 321,191 10/1991 Ito et al. D14/156

1 Claim, 1 Drawing Sheet



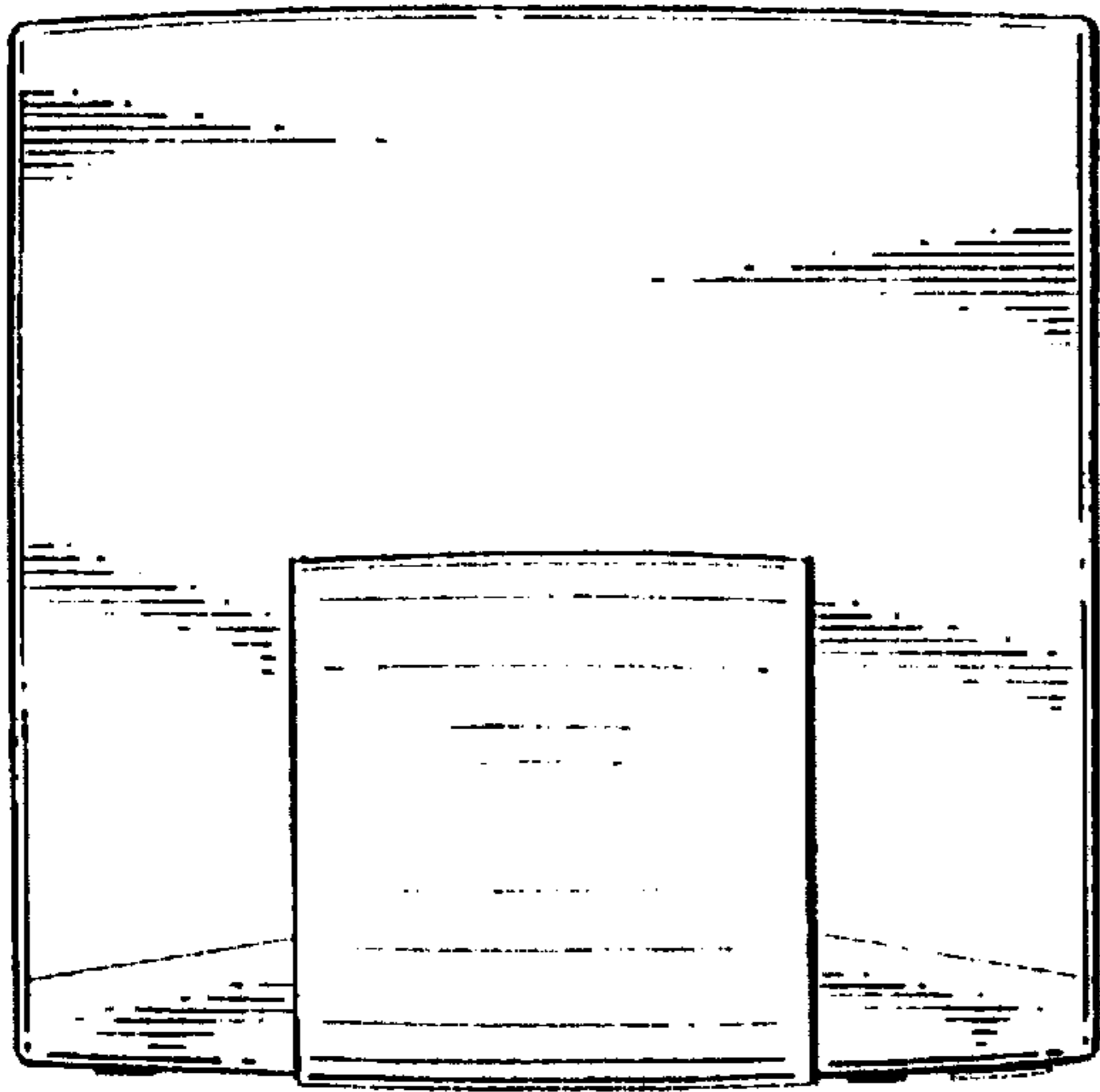


FIG. 1

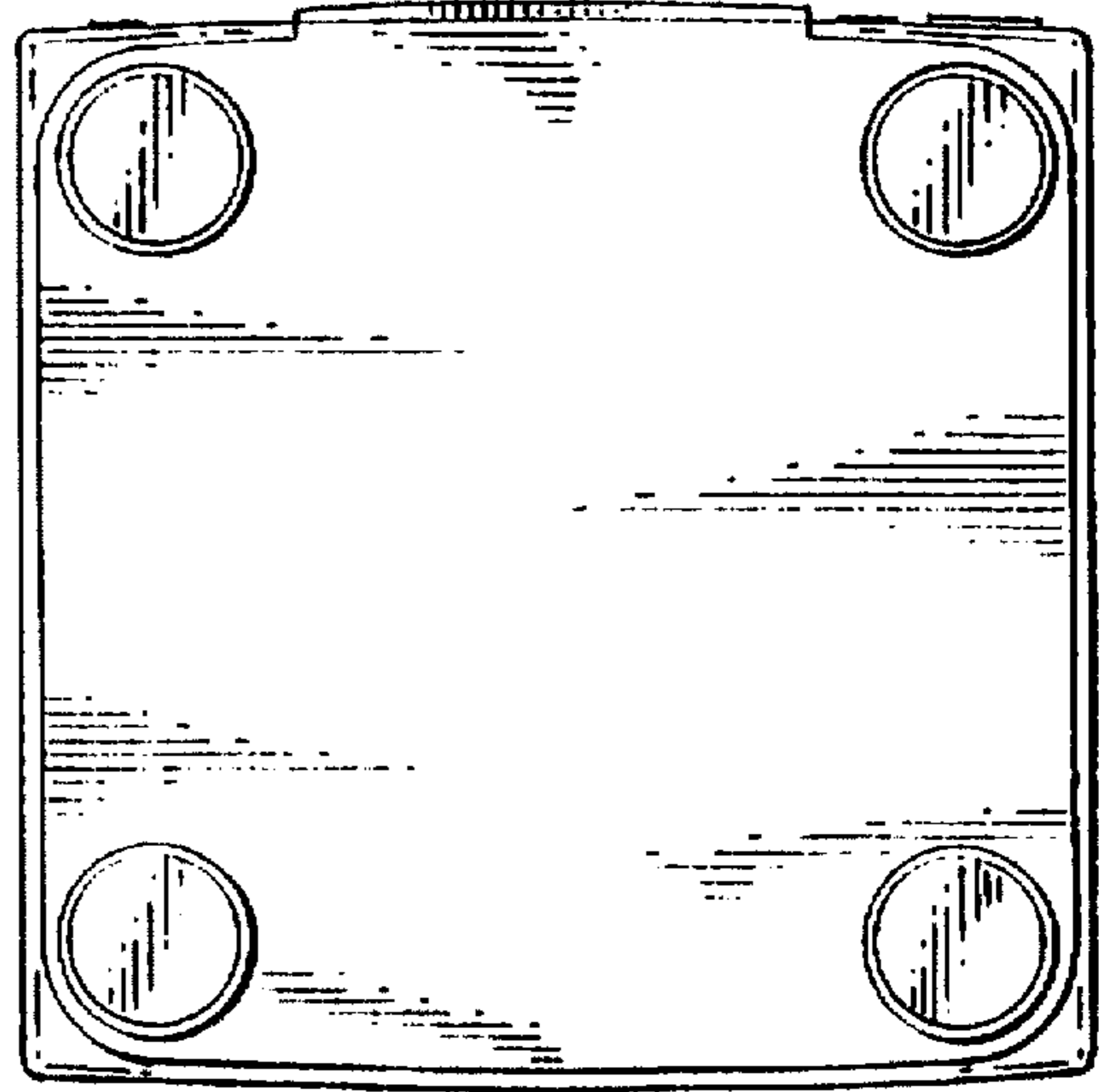


FIG. 4



FIG. 2

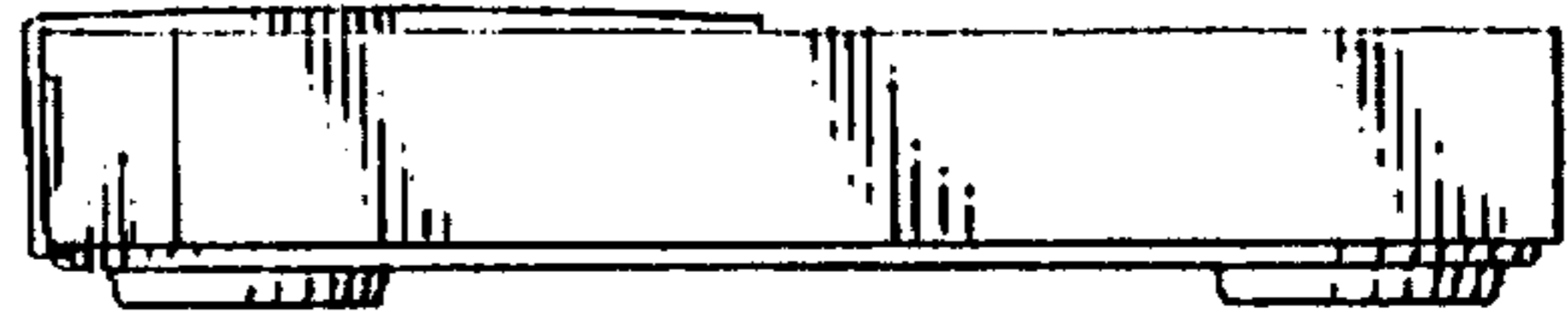


FIG. 5




FIG. 3



FIG. 6