



US00D394638S

United States Patent [19]

Weiner et al.

[11] Patent Number: **Des. 394,638**

[45] Date of Patent: ****May 26, 1998**

[54] **REMOVABLE SOFT TOP SECTION FOR AN AUTOMOBILE**

[76] Inventors: **Ira Weiner**, 2925 Aventura Blvd., Suite 102, Aventura, Fla. 33180; **Brad Blakely**, 903 N. Northlake Dr., Hollywood, Fla. 33019; **Chris Laws**, 259 Great Western Rd., S. Dennis, Mass. 02660

[**] Term: **14 Years**

[21] Appl. No.: **56,181**

[22] Filed: **Jun. 25, 1996**

[51] LOC (6) Cl. **12-16**

[52] U.S. Cl. **D12/403**

[58] Field of Search D12/401, 402, D12/403, 404, 405; 296/95.1, 136, 99.1, 100, 106, 107, 102, 190, 210, 137

[56] References Cited

U.S. PATENT DOCUMENTS

D. 259,340	5/1981	Stengel	D12/401
D. 322,055	12/1991	Bruce et al.	D12/403
3,167,349	1/1965	Young et al.	296/107
5,186,513	2/1993	Strother	296/100
5,299,850	4/1994	Kaneko et al.	296/107

Primary Examiner—Louis S. Zarfes
Assistant Examiner—Catherine R. Oliver
Attorney, Agent, or Firm—Herbert L. Lerner; Laurence A. Greenberg

[57] CLAIM

The ornamental design for the removable soft top section for an automobile, as shown and described.

DESCRIPTION

FIG. 1 is a front top perspective view of the removable soft top portion design, the dashed lines illustrating non-claimed, environmental subject matter;

FIG. 2 is a rear top perspective view of the removable soft top, the bottom left corner of the figure indicating that part of the rear portion of the soft top illustrated in dashed lines is not claimed herein;

FIG. 3 is a top plan view of the design;

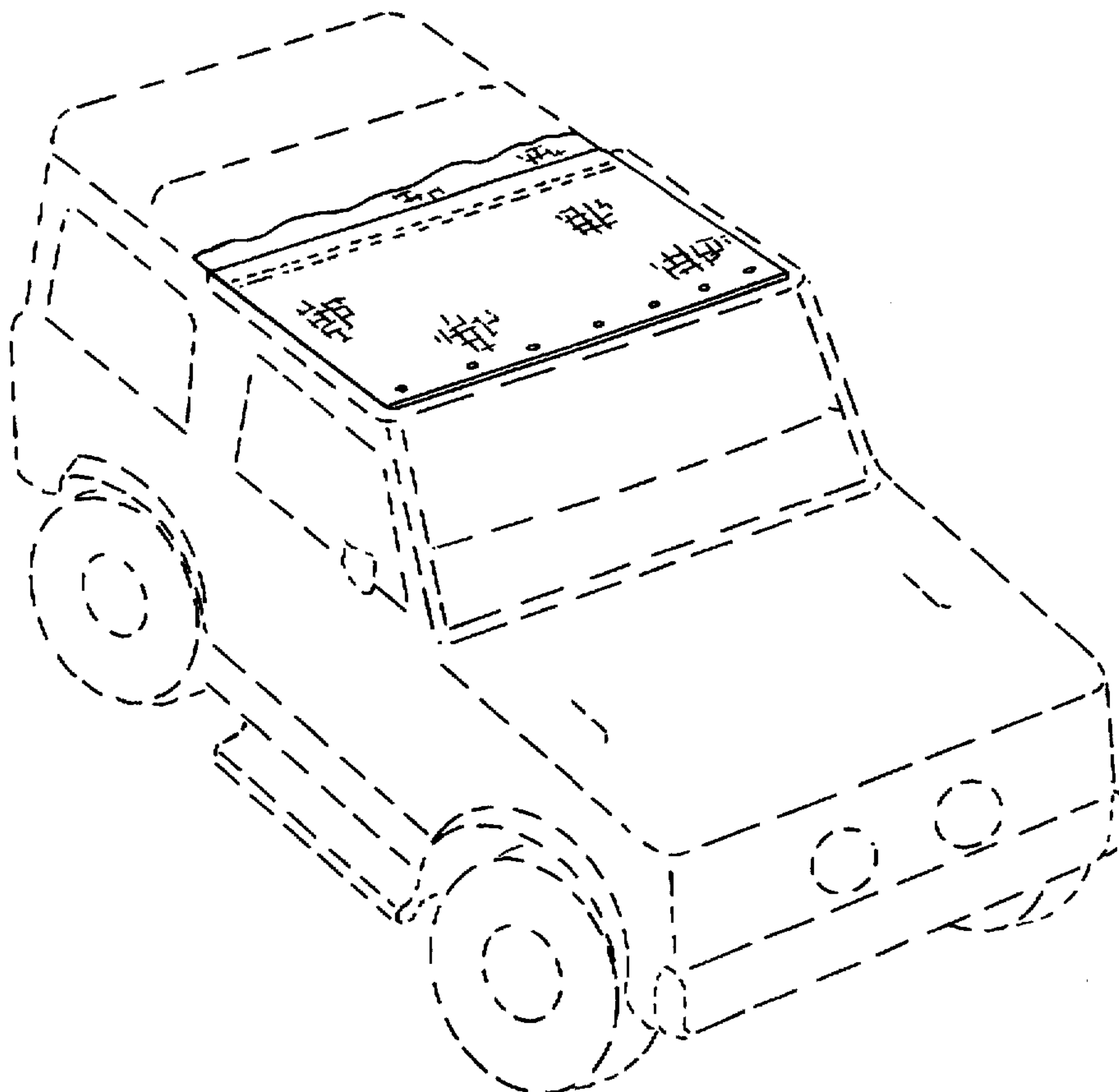
FIG. 4 is a front elevational view thereof, showing, on the right, a rollbar attachment loop;

FIG. 5 is an enlarged side elevational view showing, sequentially from right to left, a hook-and-loop closure strip, a zipper closure, and a further hook-and-loop closure strip which connect the removable soft top portion to the rear portion of the soft top;

FIG. 6 is a rear elevational view thereof; and,

FIG. 7 is a bottom plan view thereof.

1 Claim, 2 Drawing Sheets



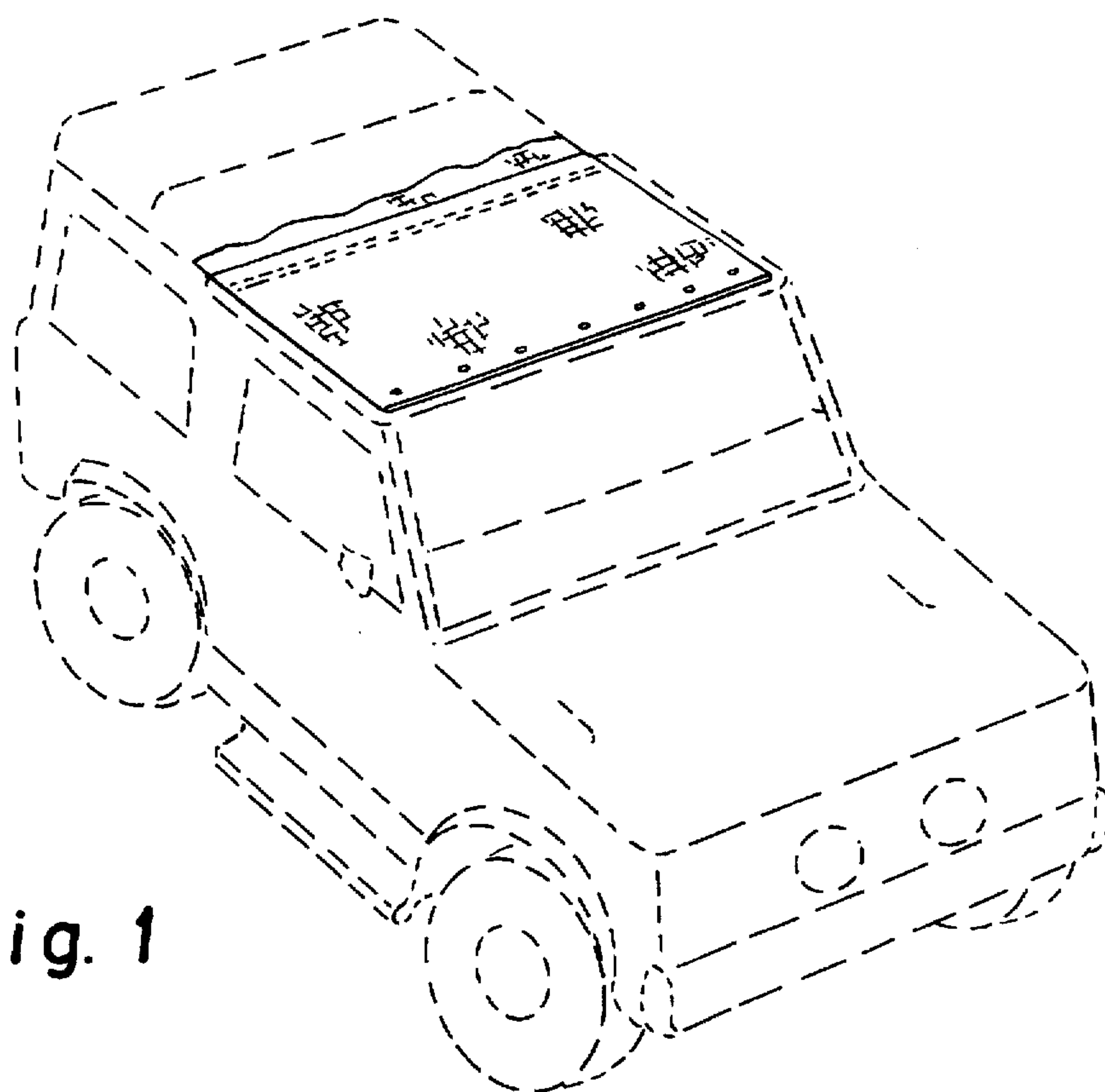


Fig. 1

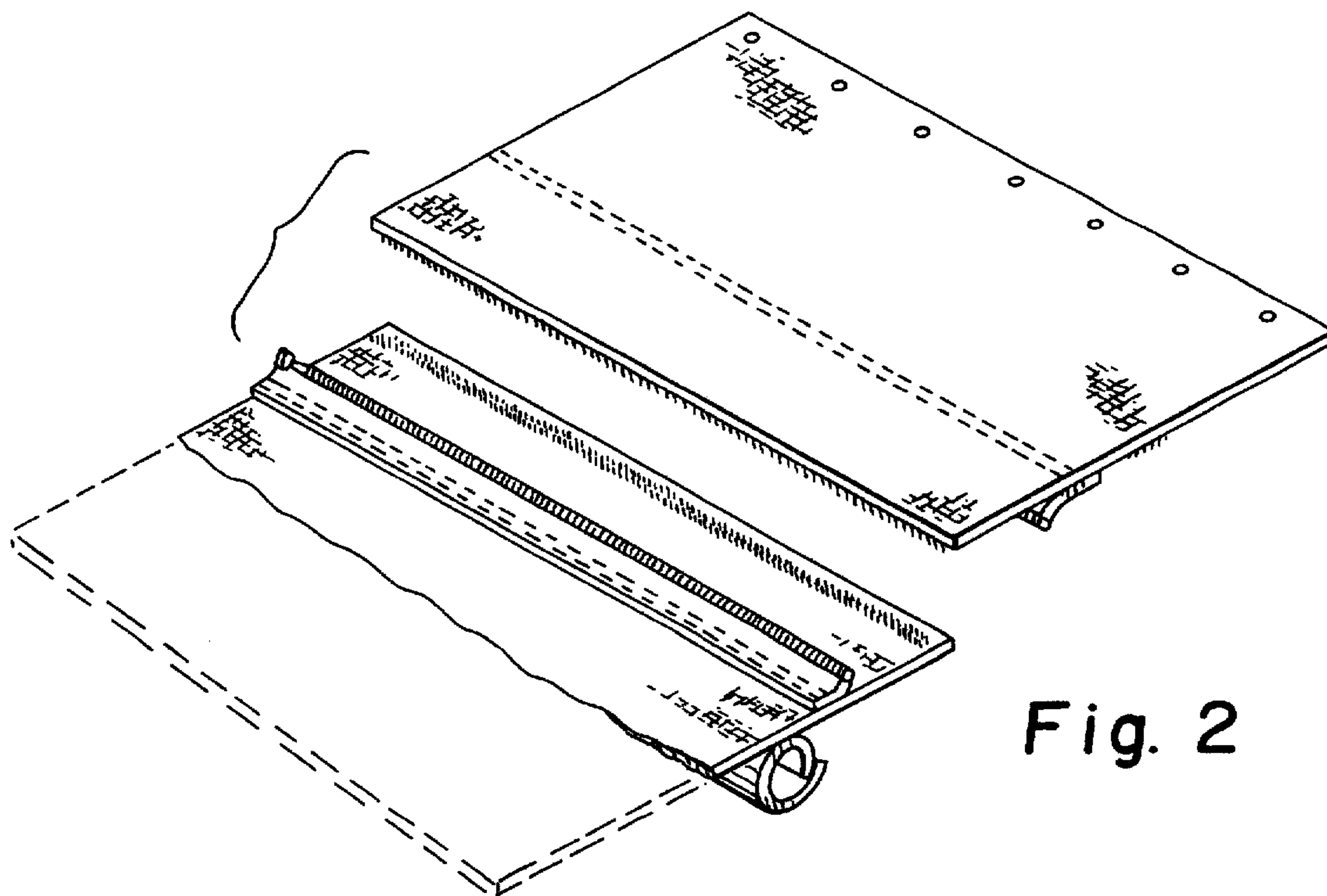


Fig. 2

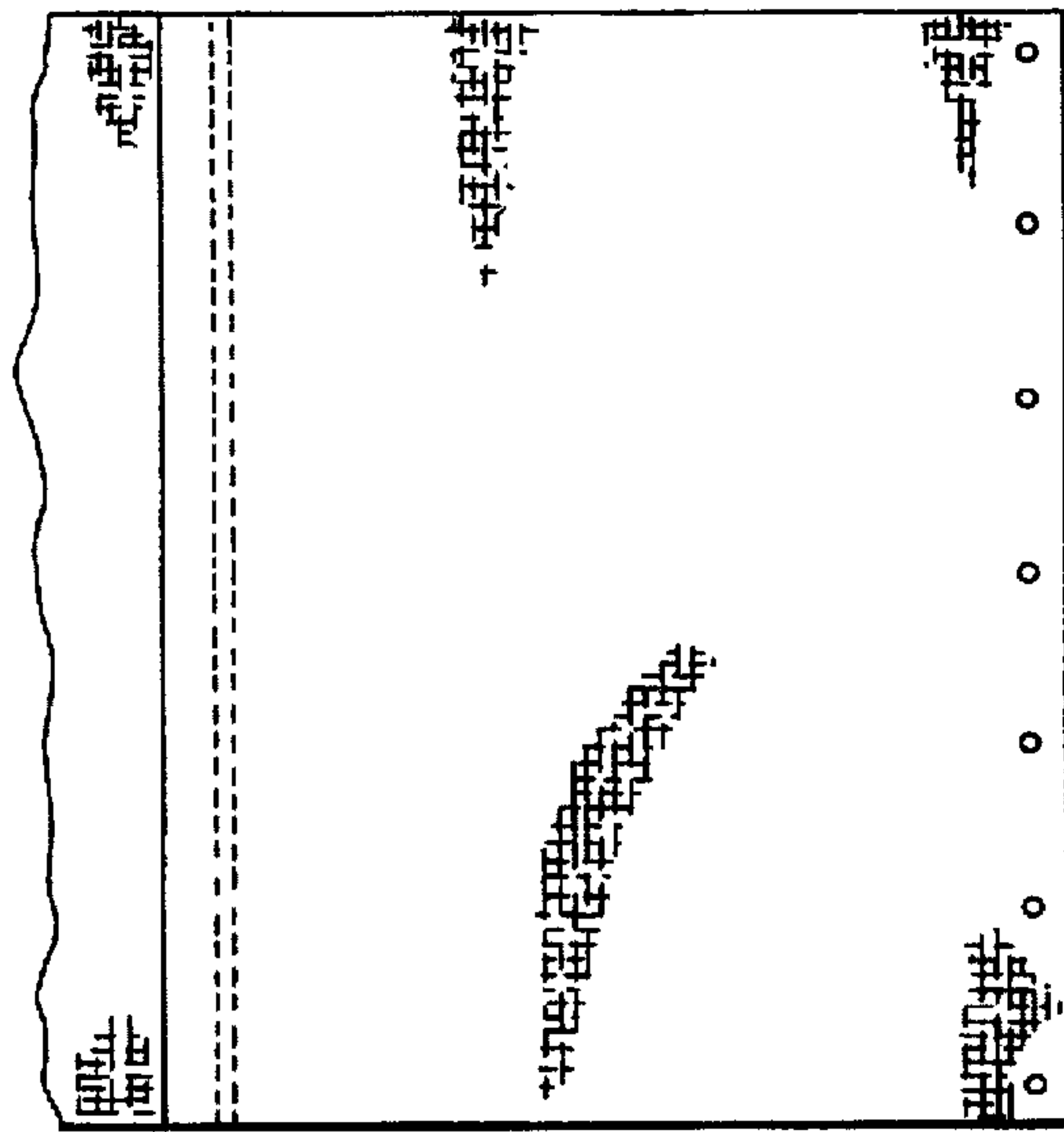


Fig. 3



Fig. 4

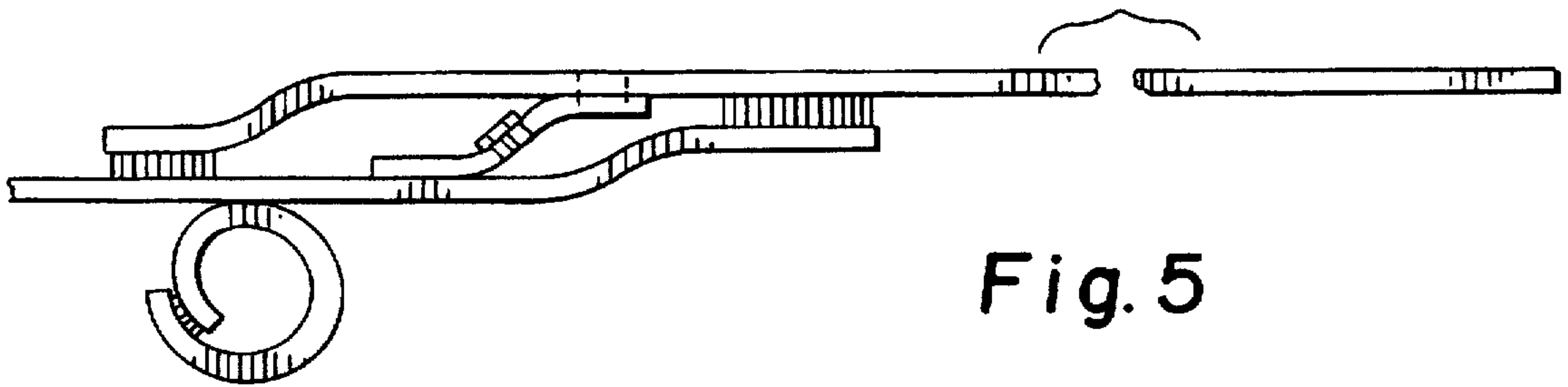


Fig. 5

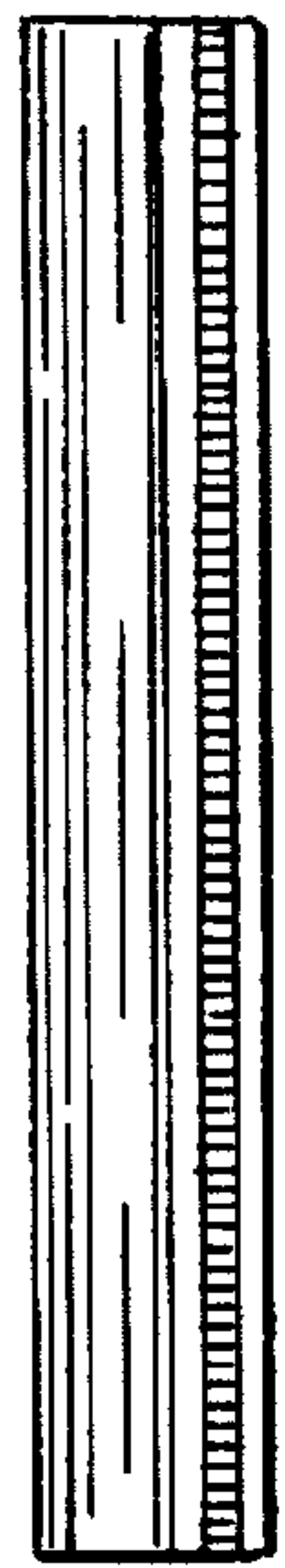


Fig. 6




Fig. 7