



US00D394626S

United States Patent [19]

Sacco et al.

[11] Patent Number: **Des. 394,626**

[45] Date of Patent: ****May 26, 1998**

[54] **MOTOR VEHICLE CONTROL CONSOLE**

[75] Inventors: **Bruno Sacco; Harald Leschke**, both of Sindelfingen; **Christopher K. Rhoades**, Herrenberg-Haslach, all of Germany

[73] Assignee: **Mercedes-Benz AG**, Stuttgart, Germany

[**] Term: **14 Years**

[21] Appl. No.: **69,037**

[22] Filed: **Mar. 31, 1997**

[30] **Foreign Application Priority Data**

Sep. 30, 1996 [DE] Germany M 96 08 463.4

[51] LOC (6) Cl. **12-16**

[52] U.S. Cl. **D12/192**

[58] Field of Search D12/190, 192, D12/195, 114, 415; 180/90; 280/750-752, 770; 296/70, 190-191; D14/157, 257-258, 299, 124; D10/49; 455/345-347

[56] **References Cited**

U.S. PATENT DOCUMENTS

- D. 317,285 6/1991 Inoue D12/192
- D. 339,786 9/1993 Allendorph et al. D12/192
- D. 354,492 1/1995 Schumaker et al. D12/192 X
- D. 354,493 1/1995 Schumaker et al. D12/192 X
- D. 354,494 1/1995 Schumaker et al. D12/192 X
- D. 369,999 5/1996 Sacco et al. D12/192

- D. 372,010 7/1996 Pfeiffer et al. D12/192
- D. 375,908 11/1996 Schumaker et al. D12/192 X
- D. 385,847 11/1997 Ma et al. D12/415

Primary Examiner—James Gandy
Assistant Examiner—Stacia Sinuik
Attorney, Agent, or Firm—Evenson McKeown Edwards & Lenahan, PLLC

[57] **CLAIM**

The ornamental design for a motor vehicle control console, as shown and described.

DESCRIPTION

FIG. 1 is a frontal plan view of a motor vehicle control console according to our novel design;

FIG. 2 is a perspective view from the front left side of the motor vehicle control console according to our novel design;

FIG. 3 is a front view of the motor vehicle control console according to our novel design; and,

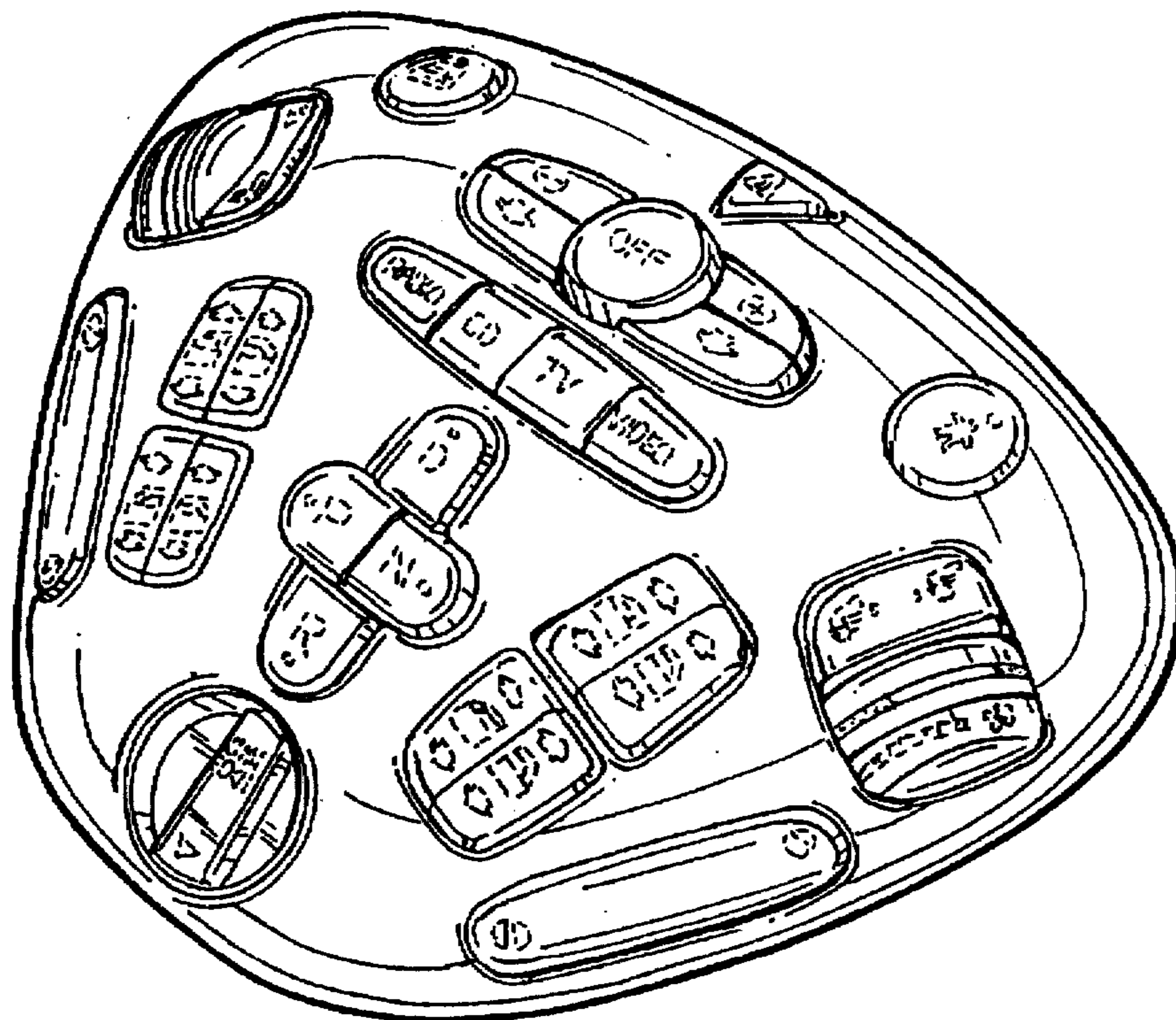
FIG. 4 is a left side view of the motor vehicle control console according to our novel design.

The right side view is substantially mirror symmetrical in general appearance to the left side view and therefore not illustrated.

The bottom view is not ornamental and forms no part of the claimed design.

The broken line showing of environment is for illustrative purposes only and forms no part of the claimed design.

1 Claim, 2 Drawing Sheets



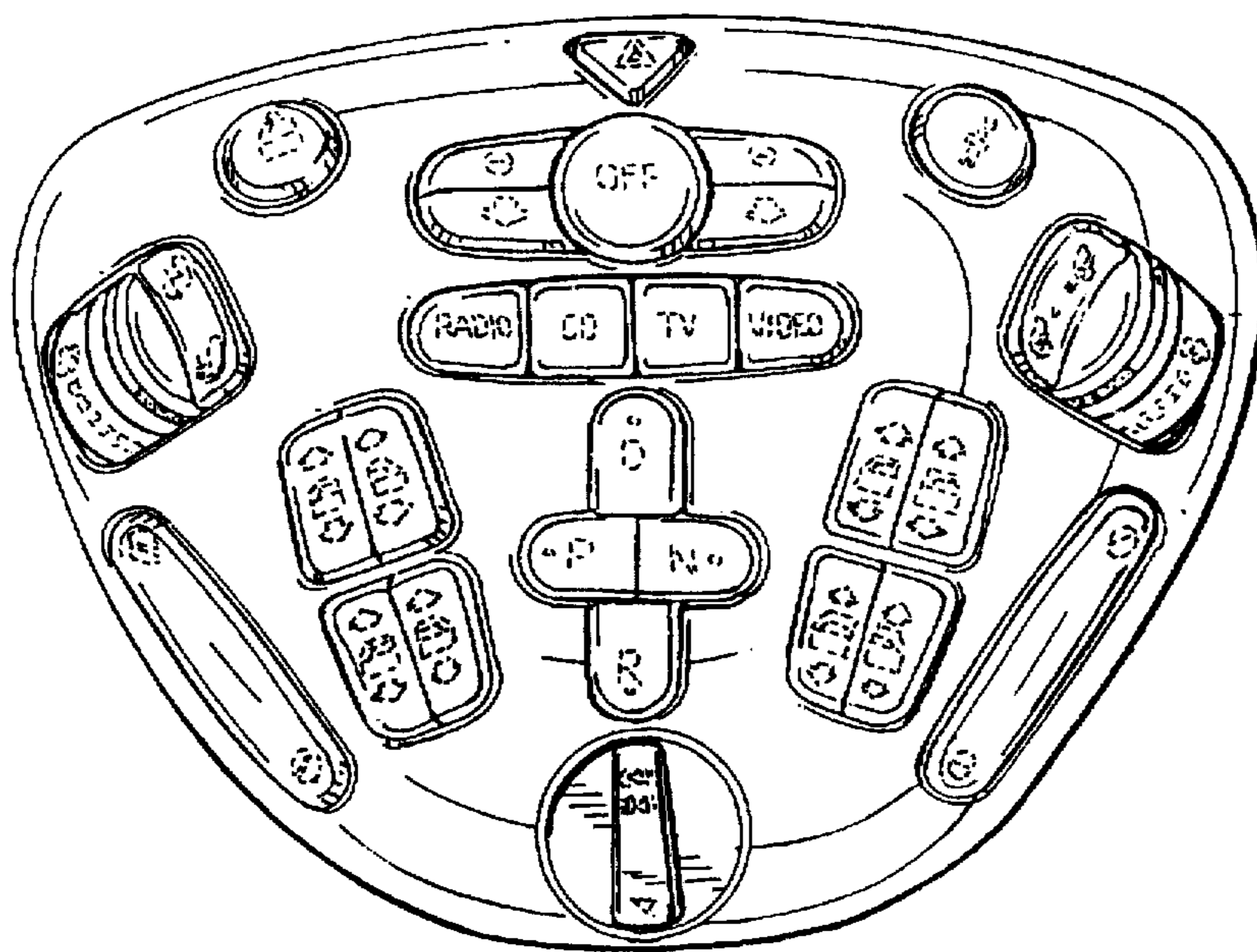


FIG. 1

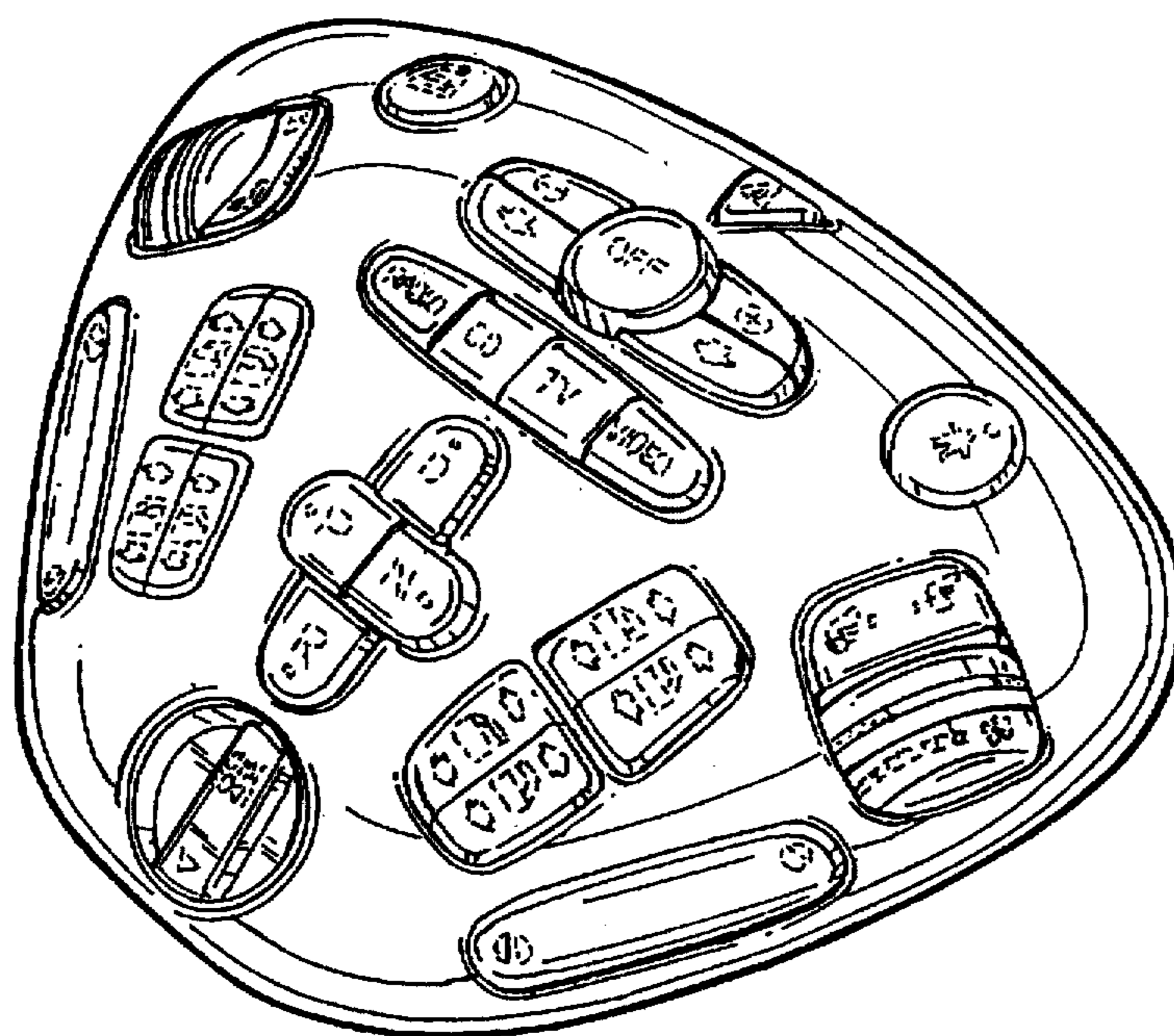


FIG. 2

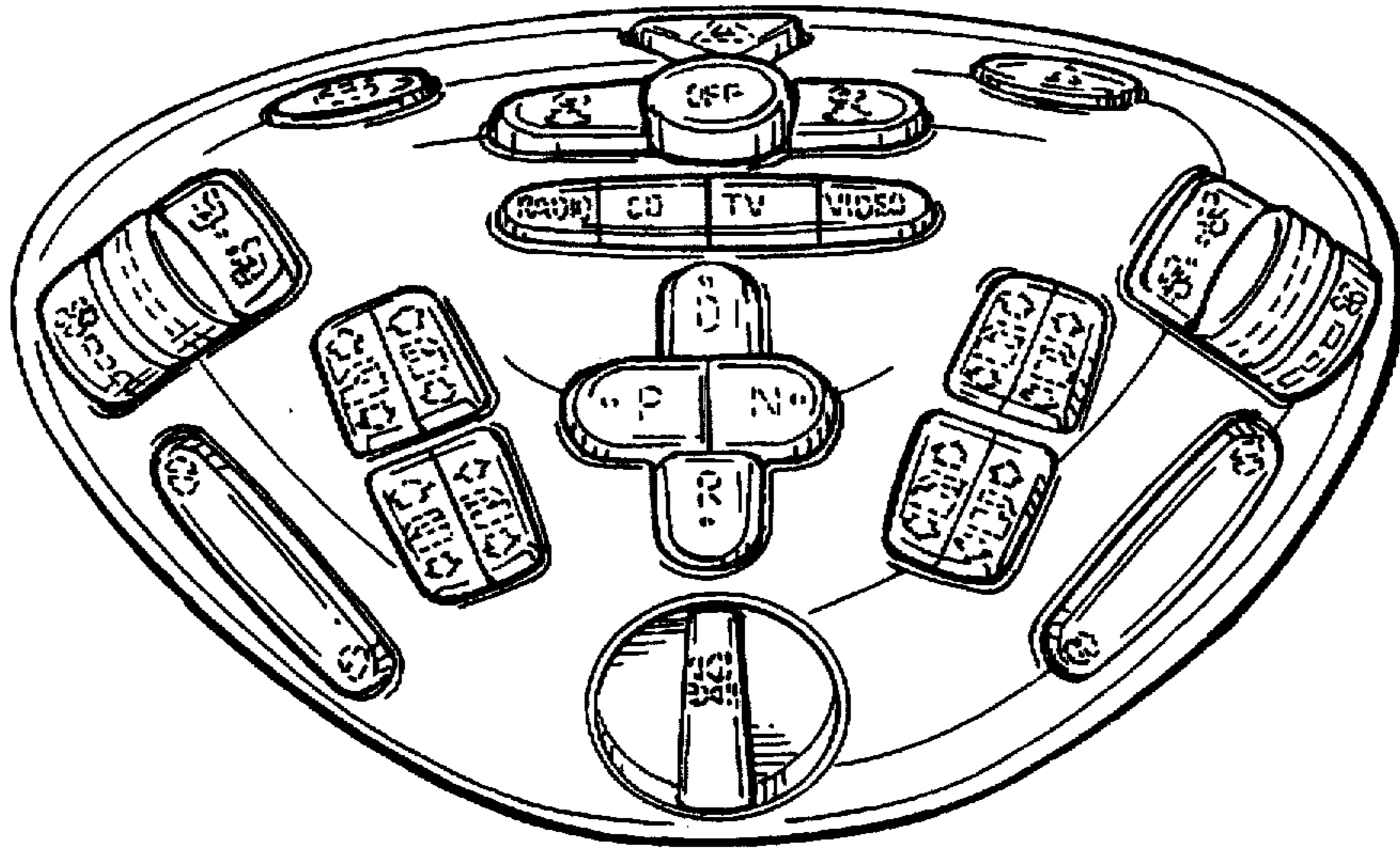


FIG. 3



FIG. 4